

poa



MADE
IN ITALY

ARCHITECTURAL
HARDWARE .
TAILOR-MADE

| IT | EN | FR | DE | NL |
|--|--|---|--|---|
| ART. Codice articolo Ⓒ A richiesta ◆ Verso: .1 Destro (LH-USA) .2 Sinistro (RH-USA) .3 LHR-USA .4 RHR-USA | ART. Article code Ⓒ Pis call ◆ Side: .1 Right (LH-USA) .2 Left (RH-USA) .3 LHR-USA .4 RHR-USA | ART. Code article Ⓒ A la demande ◆ Sens: .1 Droite (LH-USA) .2 Gauche (RH-USA) .3 LHR-USA .4 RHR-USA | ART. Artikelnummer Ⓒ Auf Anfrage ◆ Richtung: .1 Rechts (LH-USA) .2 Links (RH-USA) .3 LHR-USA .4 RHR-USA | ART. Artikelcode Ⓒ Op aanvraag ◆ Zijde: .1 Rechts (LH-USA) .2 Links (RH-USA) .3 LHR-USA .4 RHR-USA |

| MANIGLIONI | PULL HANDLES | POIGNÉES DE TIRAGE | STOSSGRIFFE | DEURGREPEN |
|--|--|---|---|--|
| A Interasse B Lunghezza ⌀ Diametro ⊠ Profilo quadrato | A Center-to-center B Length ⌀ Diameter ⊠ Square profile | A Entraxe B Longueur ⌀ Diamètre ⊠ Profil carré | A Achsmaß B Länge ⌀ Durchmesser ⊠ Quadratisches Profil | A Asmaat B Lengte ⌀ Diameter ⊠ Vierkant Profiel |

| MANIGLIONI CON SERRATURA | PULL HANDLES WITH LOCK | POIGNÉES DE TIRAGE AVEC SERRURE | STOSSGRIFFE MIT VERSCHLUSS | DEURGREPEN MET INGEBOUWD SLOT |
|--|--|---|---|---|
| SINGLE Singolo PAIR Coppia ⌀ Diametro ⊠ Profilo quadrato ⊠ Profilo ellittico ⊠ Chiusura inferiore ⊠ Chiusura inferiore e superiore ⊠ Chiusura non passante ⊠ Con pomolo | SINGLE Single PAIR Pair ⌀ Diameter ⊠ Square profile ⊠ Elliptical profile ⊠ Bottom closing ⊠ Top and bottom closing ⊠ Non-through lock ⊠ With knob | SINGLE Pièces PAIR Paire ⌀ Diamètre ⊠ Profil carré ⊠ Profil elliptique ⊠ Fermeture inférieure ⊠ Fermeture inférieure et supérieure ⊠ Serrure non-traversante ⊠ Avec bouton | SINGLE Stück PAIR Paar ⌀ Durchmesser ⊠ Quadratisches Profil ⊠ Ellipsenförmig ⊠ Unterer Verschluss ⊠ Unterer und oberer Verschluss ⊠ Einseitiges Schloß ⊠ Mit Knäuf | SINGLE Stuk PAIR Paar ⌀ Diameter ⊠ Vierkant Profiel ⊠ Ellipsvormige ⊠ Onderste Sluit ⊠ Onderste en hoogst Sluit ⊠ Niet-Doorgande slot ⊠ Met Knop |

| PLACCHE CON SERRATURA PER PORTE IN VETRO | PLATE WITH LOCKSET FOR GLASS DOOR | PLAQUES AVEC SERRURE POUR PORTES EN VERRE | TÜRSCHILDER FÜR GLASTÜREN | DEURSCHILDER MET SLOT VOOR GLAZEN DEUREN |
|--|-----------------------------------|---|---------------------------|--|
| S Spessore vetro | S Glass Thickness | S Epaisseur verre | S Glas Stärke | S Glasdikte |

| MANIGLIE | LEVER HANDLES | BÉQUILLES DE TIRAGE | TÜRDRÜCKER | DEURKRUKKEN |
|--|--|---|---|--|
| ⊠ Con molla di ritorno ⊠ Senza molla di ritorno ⊠ Con cuscinetto ⊠ Chiusino ⊠ Fori: ⊠ Yale ⊠ Patent ⊠ Kaba ⊠ Union ⊠ Fissaggio contrapposto ⊠ Rosette tonde alta-bassa ⊠ Rosette ovali alta-bassa ⊠ Pomolo Girevole-Fisso | ⊠ With return spring ⊠ Without return spring ⊠ With ball-bearing ⊠ Snib indicator ⊠ Holes: ⊠ Yale ⊠ Patent ⊠ Kaba ⊠ Union ⊠ Double fitting ⊠ Roses high-low round ⊠ Roses high-low oval ⊠ Turning - Fixed knobs | ⊠ Avec ressort de rappel ⊠ Sans ressort de rappel ⊠ Avec roulement ⊠ Verrous ⊠ Trous: ⊠ Yale ⊠ Patent ⊠ Kaba ⊠ Union ⊠ Fixation opposée ⊠ Rosaces ronde haute-basse ⊠ Rosaces ovale haute-basse ⊠ Boutons Tournants - Fixe | ⊠ Mit Rückholfeder ⊠ Kombinieren ⊠ Ohne Rückholfeder ⊠ Kombinieren ⊠ Mit Kugellager ⊠ Kombinieren ⊠ Baderosetten ⊠ Löchern: ⊠ Profizylinder ⊠ Bart ⊠ Kaba ⊠ Union ⊠ Durchgehende Befestigung ⊠ Rosetten: rund hoch-flach ⊠ Rosetten: oval hoch-flach ⊠ Türkнопfe Drehbar-Feststehend | ⊠ Met veersysteem ⊠ Zonder veersysteem ⊠ Met kogellagering ⊠ Wc vergrendelingen ⊠ Boring: ⊠ Yale ⊠ Patent ⊠ Kaba ⊠ Union ⊠ Doorgande Bevestiging ⊠ Rozettes: ronde hoogte-lage ⊠ Rozettes: ovale hoogte-lage ⊠ Deurknoppen ⊠ Draaibaar-Vast |

| LIMITATORI DI APERTURA | OPENING RESTRICTORS FOR WINDOW | COMPAS LIMITEURS D'OUVERTURE POUR FÊTRE | FENSTERBESCHLÄGE FÜR FENSTER | OPENINGSBEGRENZERS VOOR NAAR BUITEN OPENGAANDE RAMEN |
|--|---|---|---|--|
| ▷ Apertura a vasistas ▷ Apertura a sporgere | ▷ Opening for transom windows ▷ Opening for sash windows | ▷ Ouverture en vasistas ▷ Ouverture en saillie | ▷ Öffnung für Wasistas ▷ Öffnung für Kippfenster | ▷ Opvallende opening ▷ Openuwende opening |

IT

STRUTTURA CODICI ARTICOLI PBA:



EN

STRUCTURE OF PBA ARTICLE CODES:



FR

STRUCTURE CODES DES ARTICLES PBA:



DE

ERLÄUTERUNG ZUM PBA-ARTIKELCODE:



NL

STRUCTUUR CODE ARTIKELS PBA:



IMMAGINARE, SVILUPPARE E PRODURRE, PORTARE NEL MONDO UNA FORMA CHE
NON C'ERA È, SOPRATTUTTO, UN ATTO DI RESPONSABILITÀ. DEGNO DI ESSERE
PROFONDAMENTE PENSATO. TO IMAGINE, DEVELOP AND CREATE A FORM WHICH
IS COMPLETELY NEW TO THE WORLD IS A HUGE RESPONSIBILITY REQUIRING
CAREFUL CONSIDERATION.

FRANCESCA MASIERO PRESIDENT PBA S.P.A.

boa

OTTOBRE 1973, LA GRANDE CRISI PETROLIFERA, L'INIZIO DELLA NOSTRA STORIA. I GOVERNI DEI PAESI PRODUTTORI DI PETROLIO, DECIDONO DI CONTROLLARNE IN MODO AUTONOMO LA PRODUZIONE E DI DIVENTARE INDIPENDENTI NELLA GESTIONE DEI PREZZI PER LE ESPORTAZIONI. DI CONSEGUENZA, IL VALORE DEL GREGGIO AUMENTA IN MODO VERTIGINOSO. TUTTI I PAESI EUROPEI CORRONO A IMMEDIATI PROVVEDIMENTI INTRODUCENDO PIANI DI AUSTERITY PER IL RISPARMIO ENERGETICO. A CAUSA DELLA GRANDE CRISI ENERGETICA, CONSEGUENZA DI UNA CRISI POLITICA, IL PETROLIO INIZIA AD ESSERE VISTO NON PIÙ COME L'UNICA FONTE DI ENERGIA MA COME UNA TRA TANTE. SI INIZIANO A STUDIARE SORGENTI DI ENERGIA ALTERNATIVE E A GUARDARE ALL'EOLICO, AL NUCLEARE, ALL'IDROELETTRICO, AL SOLARE. IN ITALIA, LA CONTROFINESTRA DIVENTA L'ELEMENTO DISTINTIVO DELL'ARCHITETTURA POPOLARE E PBA DEPOSITA IL SUO PRIMO BREVETTO: I LIMITATORI DI APERTURA PER FINESTRE. OGNI PRODOTTO È FIGLIO DEL SUO TEMPO. OGNI PRODOTTO È, A SUA VOLTA, "PRODOTTO" DALL'ASCOLTO DELLA STORIA E DELLE SUE NECESSITÀ. L'ASCOLTO SI FA INTUIZIONE, LA TECNICA DISEGNO E L'OGGETTO, RISPOSTA ALLA NECESSITÀ ASCOLTATA. NESSUNO È ESCLUSO DAL LASCIARE UN SEGNO E DALL'ADEGUARSI A UNA CONTINUA METAMORFOSI NELLA QUALE A RIMANERE IMMOBILE SONO SOLO I VALORI AI QUALI CIASCUNO FA RIFERIMENTO. PER PBA A RIMANERE IMMOBILE È SOLO LA QUALITÀ. OCTOBER 1973, THE BIG OIL CRISIS, THE BEGINNING OF OUR HISTORY. THE GOVERNMENTS OF OIL PRODUCING COUNTRIES DECIDED TO INDEPENDENTLY CONTROL PRODUCTION AND BECOMING AUTONOMOUS IN THEIR EXPORT PRICE POLICY. AS A CONSEQUENCE THE PRICE OF OIL SKYROCKETED. ALL EUROPEAN COUNTRIES TOOK IMMEDIATE ACTION BY INTRODUCING AUSTERITY PLANS TO SAVE ENERGY. DUE TO THIS SERIOUS ENERGY CRISIS, OUTCOME OF POLITICAL ACTION, OIL WAS NO LONGER CONSIDERED THE UNIQUE ENERGY RESOURCE, JUST ONE OF MANY OPTIONS. THUS BEGAN DEEPER STUDIES INTO ALTERNATIVE ENERGY RESOURCES WITH ATTENTION FOCUSED ON WIND, NUCLEAR, SOLAR AND HYDROELECTRIC POWER. AT THE SAME TIME IN ITALY, TRANSOM WINDOWS BECAME A DISTINGUISHING FEATURE OF POPULAR ARCHITECTURE AND PBA REGISTERED ITS FIRST PATENT: TRANSOM WINDOW ARMS. EVERY PRODUCT IS A CHILD OF ITS TIME AND HENCE EVERY PRODUCT IS IN TURN THE "PRODUCT" OF ITS FUNCTION AND HAS ITS PLACE IN HISTORY. WITH HISTORY, THE PRODUCTS FUNCTION AND ITS FORM BECOME AN INTUITION, ITS TECHNIQUE AND FORM DEVELOP INTO A PROJECT, THAT PROJECT EVOLVES INTO AN OBJECT AND ANSWERS A DESIRED NEED. NO ONE IS LEFT OUT FROM LEAVING THEIR MARK AND FROM PLAYING ALONG WITH A CONTINUOUS METAMORPHOSIS WHERE ONLY ONES OWN VALUES ARE STEADYING FACTORS. AT PBA QUALITY IS OUR ONLY STEADYING FACTOR.



pba S.p.A.



pba Deutschland GmbH



pba USA Inc.

LE IMPRESE NON HANNO TUTTE LA STESSA NATURA, ACCADE CHE ALCUNE VOGLIANO CREARE DELLE OPINIONI OLTRE CHE DEGLI OGGETTI. COMPANIES ARE NOT ALIKE, SOME OF THEM STRIVE TO MOULD OPINIONS AS WELL AS OBJECTS.

LA FORMA CHE UN ARCHITETTO ATTRIBUISCE AGLI SPAZI È LA PROIEZIONE DI COME L'UOMO IN QUEL DETERMINATO TEMPO STORICO GUARDA AL MONDO. IN SOSTANZA I "LUOGHI" CHE ABITIAMO SONO IL SIMBOLO CHE RIMANDA AL SENSO DELLA VITA CHE È A LORO CONTEMPORANEO. THE FORM AN ARCHITECT GIVES TO SPACE IS THE PROJECTION OF THE VISION OF THE WORLD IN THAT PARTICULAR HISTORICAL MOMENT. ULTIMATELY, THE "PLACES" WE LIVE IN SYMBOLIZE THE SENSE OF LIFE OF THEIR AGE.

C'È UN'ITALIA SULLA QUALE È BELLO AFFACCIARSI. UN'ITALIA CHE, ORGOGLIOSA DELLE PROPRIE IDEE, LE TRADUCE IN FORME E LE FA PARLARE LAVORANDO LA MATERIA CON SAPIENZA. THERE IS A PART OF ITALY IT IS A PLEASURE TO SEE. A COUNTRY WHICH IS PROUD OF ITS IDEAS AND WHICH TURNS THEM INTO FORMS BY HANDLING MATERIALS WITH KNOWLEDGE.

PHOTO GABRIELE BASILICO





MATERIALI

MATERIALS

ACCIAIO INOX AISI 316L

STAINLESS STEEL AISI 316L

L'ACCIAIO INOX AISI 316L È UNA LEGA AUSTENITICA. SI DISTINGUE DALLE ALTRE LEGHE DI ACCIAIO INOSSIDABILE PER L'ALTA PERCENTUALE DI MOLIBDENO, CHE GARANTISCE UNA RESISTENZA SUPERIORE ALLA CORROSIONE E AGLI AGENTI ATMOSFERICI, E DI NICKEL, PER GARANTIRE UNA MAGGIORE STABILITÀ. LA LETTERA "L" INDICA UN BASSO CONTENUTO DI CARBONIO CHE RIDUCE IL RISCHIO DI CORROSIONE DOPO LA SALDATURA. AISI 316L STAINLESS STEEL IS AN AUSTENITIC ALLOY. ITS DIFFERENCE FROM OTHERS STAINLESS STEEL ALLOYS IS THE HIGH PERCENTAGE OF MOLYBDENUM WHICH GUARANTEES A SPECIAL RESISTANCE TO CORROSION AND WEATHERING. THE HIGHER PERCENTAGE OF NICKEL ALSO GUARANTEES GREATER STABILITY. THE LETTER "L" INDICATES A LOW CARBON CONTENT THAT REDUCES THE RISK OF CORROSION FOLLOWING THE WELDING PROCESS.

ALLUMINIO EN-AW 6060


ALUMINIUM EN-AW 6060

LA LEGA DI ALLUMINIO 6060 HA UN'OTTIMA RESISTENZA ALLA CORROSIONE, ALLE BASSE TEMPERATURE E CONSENTE SALDATURE DI QUALITÀ. È COMUNEMENTE USATA NEL MONDO DEL DESIGN PER REALIZZARE ELEMENTI ANCHE CON FORMA COMPLESSA E DÀ RISULTATI QUALITATIVI OTTIMI AI TRATTAMENTI DI ANODIZZAZIONE RISPETTO ALLE ALTRE LEGHE. THE ALUMINUM 6060 ALLOY HAS AN EXCELLENT RESISTANCE TO CORROSION, TO LOW TEMPERATURES AND ALLOWS QUALITY WELDINGS. IN THE DESIGN WORLD IT IS COMMONLY USED TO CREATE COMPONENTS WITH COMPLEX SHAPES ALLOWING EXCELLENT QUALITY RESULTS COMPARED TO OTHER ALLOYS FOR ANODIZING TREATMENTS.

NYLON POLIAMMIDE 6

NYLON POLYAMIDE 6

IL POLIAMMIDE 6 È UNA RESINA TERMOPLASTICA AD ALTA RESISTENZA MECCANICA, CON OTTIMA TENACITÀ AGLI URTI ED ALTA RESISTENZA AD USURA E ABRASIONE. CLASSIFICATA COME AUTOESTINGUENTE DI CATEGORIA UL 94V-2, NON EMANA GAS TOSSICI, È UN MATERIALE SICURO, PRATICAMENTE INDEFORMABILE E MOLTO DUREVOLE. POLYAMIDE 6 IS A THERMOPLASTIC RESIN WITH HIGH MECHANICAL RESISTANCE, EXCELLENT TOUGHNESS TO IMPACTS AND HIGH RESISTANCE TO WEAR AND ABRASION. CLASSIFIED AS A SELF-EXTINGUISHING UL 94V-2 CATEGORY, POLYAMIDE 6 IT DOES NOT GENERATE TOXIC GASES, IT IS A SAFE MATERIAL, HARDLY DEFORMABLE AND VERY DURABLE.





FINITURE

FINISHING

ACCIAIO INOX AISI 316L

STAINLESS STEEL AISI 316L

ACCIAIO INOX AISI 316L

SATINATO LRV 53 .44

LUCIDO LRV 70 .43

PVD su articoli selezionati Black Satin .83
Oro .81

VERNICIATO Nero Ral 9005 (Da abbinare con Pba Black Aluminium) .40
Bianco Ral 9010 .31
Grigio .32
Champagne .38
Bronzo (Da abbinare con Pba Bronze Aluminium) .39
Argento .41

+ LEGNO

Wenge
Frassino
Mogano
Rovere

+ PELLE

Nera Liscia
Bianca Liscia
Grigia Liscia
Marrone Liscia

STAINLESS STEEL AISI 316L

SATIN LRV 53 .44

BRIGHT LRV 70 .43

PVD on selected items Black Satin .83
Gold .81

POWDER COATED Black Ral 9005 .40 (To match with Pba Black Aluminium)
White Ral 9010 .31
Grey .32
Champagne .38
Bronze (To match with Pba Bronze Aluminium) .39
Silver .41

+ WOOD

Wenge
Ash
Mahogany
Oak

+ LEATHER

Black Plain
White Plain
Grey Plain
Brown Plain

ALLUMINIO EN-AW 6060

ALUMINIUM EN-AW 6060

ALLUMINIO

ANODIZZATO Argento .69
SATINATO Bronzo .67

ELOX SATINATO Nero .68

VERNICIATO Nero .26
Bianco 1013 .21
Bianco 9010 .30

ANODIZZATO Argento .62
GREZZO .61

ANODIZZATO Bronzo .63
Nero .64

+ PELLE

Nera Liscia
Bianca Liscia
Grigia Liscia
Marrone Liscia

ALUMINIUM

ANODIZED Silver .69
SATIN Bronze .67

ELOX SATIN Black .68

POWDER COATED Black .26
White 1013 .21
White 9010 .30

ANODIZED Silver .62
UNFINISHED .61

ANODIZED Bronze .63
Black .64

+ LEATHER

Black Plain
White Plain
Grey Plain
Brown Plain

NYLON POLIAMMIDE 6

NYLON POLYAMIDE 6


NYLON

NERO LRV 5 .10
BIANCO LRV 87 .01
GIALLO LRV 65 .04
GRIGIO LRV 27 .07
ROSSO LRV 9 .09
ANTRACITE .17

NYLON

BLACK LRV 5 .10
WHITE LRV 87 .01
YELLOW LRV 65 .04
GREY LRV 27 .07
RED LRV 9 .09
ANTHRACITE .17





IDEA INTERNATIONAL DESIGN
EXCELLENCE AWARDS
FINALIST



V ADI CERAMICS & BATHROOM
DESIGN AWARD
SPECIAL MENTION



XXIII COMPASSO D'ORO
AWARD NOMINATION



REDDOT DESIGN AWARD
WINNER



reddot design award

REDDOT DESIGN AWARD
NOMINATION




reddot design award

XXI COMPASSO D'ORO
AWARD NOMINATION




YOUR TAILOR-MADE ARCHITECTURAL HARDWARE



MANIGLIONI
PULL HANDLES
POIGNÉES DE TIRAGE
STOßGRIFFE
DEURGREPEN

Acciaio Inossidabile
Stainless Steel
Page 26



MANIGLIONI CON SERRATURA
LOCKING LADDER PULLS
POIGNÉES DE TIRAGE AVEC SERRURE
STOßGRIFFE MIT VERSCHLUSS
DEURGREPEN MET INGEBOUWD SLOT

Acciaio Inossidabile
Stainless Steel
Page 118



MANIGLIE
LEVER HANDLES
BÉQUILLES
TÜRDRÜCKER
DEURKRUKKEN

Acciaio Inossidabile
Stainless Steel
Page 318




PLACCHE CON SERRATURA PER PORTE IN VETRO
LOCKSET FOR FRAMELESS GLASS DOOR
PLAQUES AVEC SERRURE POUR PORTES EN VERRE
TÜRSCHILDER FÜR GLASTÜREN
DEURSCHILDER MET SLOT VOOR GLAZEN DEUREN

Acciaio Inossidabile
Stainless Steel
Page 272



MANIGLIONI
PULL HANDLES
POIGNÉES DE TIRAGE
STOBGRIFFE
DEURGREPEN

Alluminio
Aluminium
Page 86



MANIGLIONI CON SERRATURA
LOCKING LADDER PULLS
POIGNÉES DE TIRAGE AVEC SERRURE
STOBGRIFFE MIT VERSCHLUSS
DEURGREPEN MET INGEBOUWD SLOT

Alluminio
Aluminium
Page 212



MANIGLIE
LEVER HANDLES
BÉQUILLES
TÜRDRÜCKER
DEURKRUKKEN

Alluminio
Aluminium
Page 348



PLACCHE CON SERRATURA PER PORTE IN VETRO
LOCKSET FOR FRAMELESS GLASS DOOR
PLAQUES AVEC SERRURE POUR PORTES EN VERRE
TÜRSCHILDER FÜR GLASTÜREN
DEURSCHILDEN MET SLOT VOOR GLAZEN DEUREN

Acciaio Inossidabile - Alluminio
Stainless Steel - Aluminium
Page 283



SEGNALETICA E ACCESSORI
SIGNAGE AND ACCESSORIES
SIGNALISATION ET ACCESSOIRES
HINWEISSCHILDER UND ZUBEHÖRE
BEWEGWIJZERING EN TOEBEHOOR

Acciaio Inossidabile
Stainless Steel
Page 370



LIMITATORI DI APERTURA
OPENING RESTRICTORS
LIMITEURS D'OUVERTURE
FENSTERBESCHLÄGE
OPENINGSBEGRENZERS

Acciaio Inossidabile
Stainless Steel
Page 376



LOG SERVICE

Page 90

INFORMAZIONI TECNICHE
TECHNICAL INFORMATION
INFORMATIONS TECHNIQUES
TECHNISCHE INFORMATIONEN
TECHNISCHE INFORMATIE

Page 383



MANIGLIONI

PULL HANDLES

MANIGLIONI IN ACCIAIO INOX AISI 316L E ALLUMINIO 6060 DISPONIBILI IN DIVERSI DESIGN E FINITURE. CUSTOMIZZABILI CON RIVESTIMENTI IN PELLE E INSERTI IN LEGNO. AISI 316L STAINLESS STEEL AND 6060 ALUMINUM PULL HANDLES AVAILABLE IN DIFFERENT DESIGNS AND FINISHES. CUSTOMIZED WITH LEATHER AND WOODEN INSERTS.














PROGRAMMA YOD

Stainless steel AISI 316L
Wood
Leather








PROGRAMMA 200P

Stainless steel AISI 316L





PROGRAMMA 200Q
Stainless steel AISI 316L

page 50








PROGRAMMA 200E
Stainless steel AISI 316L

page 56



PROGRAMMA 200
Stainless steel AISI 316L

page 60



PROGRAMMA STEELALU
Stainless steel AISI 316L
Aluminium

page 73



PROGRAMMA HOME
Stainless steel AISI 316L
Leather
Wood

page 90





PROGRAMMA 200A
Aluminium

page 80



PROGRAMMA LOG
Stainless steel AISI 316L
Aluminium


page 76



PROGRAMMA M18

Aluminium

page 94



PROGRAMMA PVD

Stainless steel AISI 316L

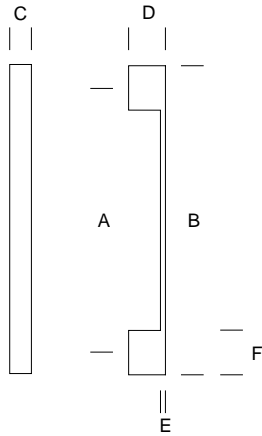
page 99



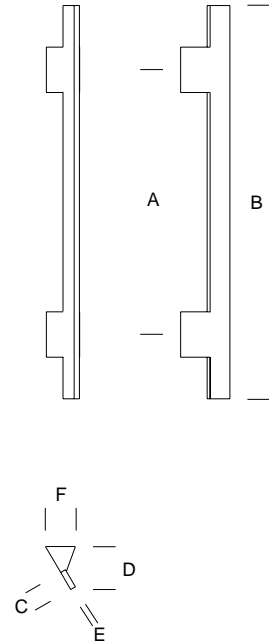




DESIGN TIBERIO CERATO E MARIO TESSAROLLO



DESIGN TIBERIO CERATO E MARIO TESSAROLLO



| ART. | A | B | C | D | E | F |
|------------------------|--------|--------|-------|-------|------|-------|
| ● □ 01T.011.0035 .xx | 350 mm | 410 mm | 30 mm | 52 mm | 8 mm | 60 mm |
| ● □ 01T.012.0055 .xx | 550 mm | 610 mm | 30 mm | 52 mm | 8 mm | 60 mm |
| ▶ ● □ 01T.012.9999 .xx | ☉ | ☉ | 30 mm | 52 mm | 8 mm | 60 mm |

▶ Supporto aggiuntivo necessario per A > 800 mm
The additional support is necessary for A > 800 mm

| ART. | A | B | C | D | E | F |
|----------------------|--------|--------|-------|-------|------|-------|
| □ 01T.001.0035 .xx | 350 mm | 520 mm | 30 mm | 65 mm | 8 mm | 44 mm |
| □ 01T.002.0055 .xx | 550 mm | 720 mm | 30 mm | 65 mm | 8 mm | 44 mm |
| ▶ □ 01T.002.9999 .xx | ☉ | ☉ | 30 mm | 65 mm | 8 mm | 44 mm |

▶ Supporto aggiuntivo necessario per A > 800 mm
The additional support is necessary for A > 800 mm

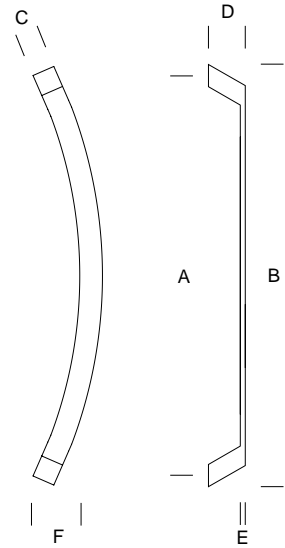

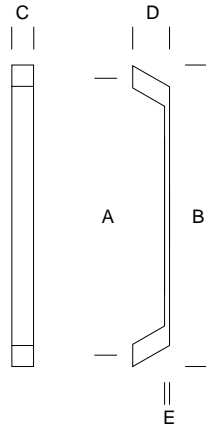
.XX = FINITURA
FINISH
FINITION
AFWERKING
AUSFÜHRUNG
page 384

FISSAGGI D
FIXING D
FIXATIONS D
BEFESTIGUNGEN D
BEVESTIGING D
page 390

● = A RICHIESTA FINITURA PVD
ON REQUEST FINISH PVD
A LA DEMANDE FINITION PVD
AUF ANFRAGE AUSFÜHRUNGEN PVD
OP AANVRAAG AFWERKINGEN PVD
page 384

□ = A RICHIESTA FINITURA ACCIAIO INOX VERNICIATO
ON REQUEST FINISH STAINLESS STEEL
POWDERCOATED
A LA DEMANDE FINITION ACIER INOXIDABLE LAQUÉ
AUF ANFRAGE AUSFÜHRUNGEN EDELSTAHL
ROSTFREI LACKIERT
OP AANVRAAG AFWERKINGEN ROESTVAST STAAL
GELAKT
page 384

I disegni riportati a catalogo sono indicativi degli ingombri.
Richiedere il disegno tecnico prima di effettuare le lavorazioni per l'installazione.
All dimensions in the catalog drawings are approximations.
Request the appropriate technical drawing before door preparation and installation.
Toutes les dimensions des dessins de catalogue sont approximatives. Demandez le dessin technique approprié avant la préparation et l'installation de la porte.
Alle Maße in den Katalogzeichnungen sind ungefähre Angaben. Fordern Sie vor der Vorbereitung und Installation der Türen die entsprechende technische Zeichnung an.



| ART. | A | B | C | D | E |
|------------------------|--------|--------|-------|-------|------|
| • □ 0IT.071.0035 .xx | 350 mm | 400 mm | 30 mm | 50 mm | 8 mm |
| • □ 0IT.072.0055 .xx | 550 mm | 600 mm | 30 mm | 50 mm | 8 mm |
| ▶ • □ 0IT.072.9999 .xx | ☉ | ☉ | 30 mm | 50 mm | 8 mm |

▶ Supporto aggiuntivo necessario per A > 800 mm
The additional support is necessary for A > 800 mm

| ART. | A | B | C | D | E | F |
|----------------------|--------|--------|-------|-------|------|--------|
| • □ 0IT.082.0050 .xx | 500 mm | 550 mm | 30 mm | 50 mm | 8 mm | 95 mm |
| • □ 0IT.083.0070 .xx | 700 mm | 755 mm | 30 mm | 50 mm | 8 mm | 105 mm |

.XX = FINITURA
FINISH
FINITION
AFWERKING
AUSFÜHRUNG
page 384

FISSAGGI D
FIXING D
FIXATIONS D
BEFESTIGUNGEN D
BEVESTIGING D
page 390

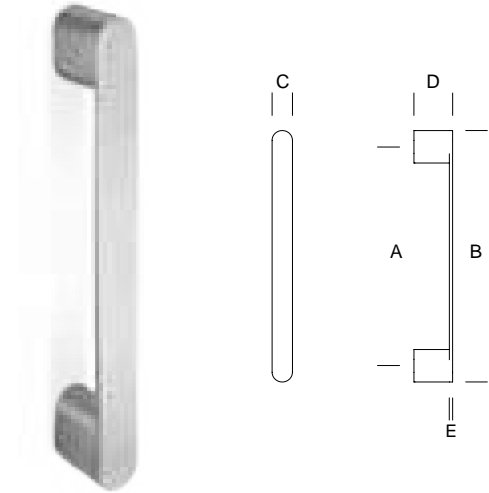
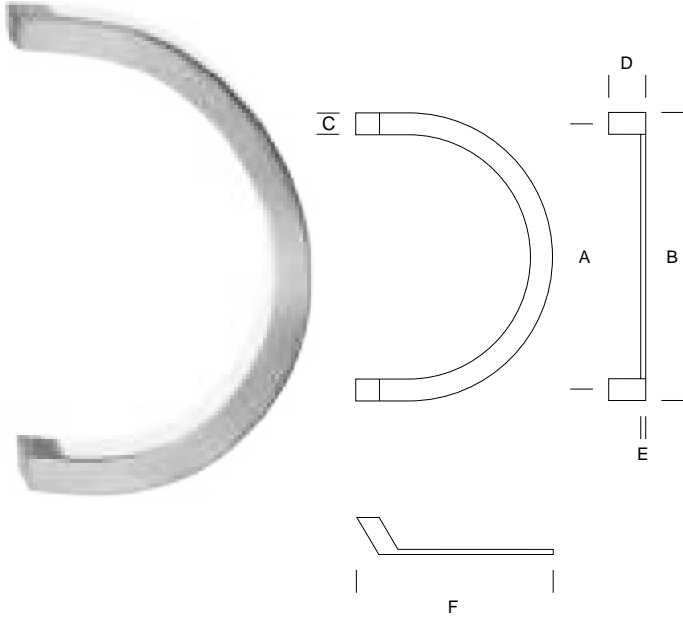
• = A RICHIESTA FINITURA PVD
ON REQUEST FINISH PVD
A LA DEMANDE FINITION PVD
AUF ANFRAGE AUSFÜHRUNGEN PVD
OP AANVRAAG AFWERKINGEN PVD
page 384

□ = A RICHIESTA FINITURA ACCIAIO INOX VERNICIATO
ON REQUEST FINISH STAINLESS STEEL
POWDERCOATED
A LA DEMANDE FINITION ACIER INOXIDABLE LAQUÉ
AUF ANFRAGE AUSFÜHRUNGEN EDELSTAHL
ROSTFREI LACKIERT
OP AANVRAAG AFWERKINGEN ROESTVAST STAAL
GELAKT
page 384

I disegni riportati a catalogo sono indicativi degli ingombri.
Richiedere il disegno tecnico prima di effettuare le lavorazioni per l'installazione.
All dimensions in the catalog drawings are approximations.
Request the appropriate technical drawing before door preparation and installation.
Toutes les dimensions des dessins de catalogue sont approximatives. Demandez le dessin technique approprié avant la préparation et l'installation de la porte.
Alle Maße in den Katalogzeichnungen sind ungefähre Angaben. Fordern Sie vor der Vorbereitung und Installation der Türen die entsprechende technische Zeichnung an.

P B A
PATENTED
DESIGN

PATENT
VI 2009 O 000028



| ART. | A | B | C | D | E | F |
|----------------------|--------|--------|-------|-------|------|--------|
| • □ 0IT.081.0035 .xx | 350 mm | 380 mm | 30 mm | 50 mm | 8 mm | 260 mm |

| ART. | A | B | C | D | E |
|----------------------|--------|--------|-------|-------|------|
| • □ 0IT.150.0025 .xx | 250 mm | 300 mm | 30 mm | 50 mm | 5 mm |

.XX = FINITURA
FINISH
FINITION
AFWERKING
AUSFÜHRUNG
page 384

FISSAGGI D
FIXING D
FIXATIONS D
BEFESTIGUNGEN D
BEVESTIGING D
page 390

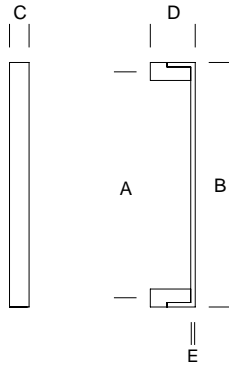

• = A RICHIESTA FINITURA PVD
ON REQUEST FINISH PVD
A LA DEMANDE FINITION PVD
AUF ANFRAGE AUSFÜHRUNGEN PVD
OP AANVRAAG AFWERKINGEN PVD
page 384

□ = A RICHIESTA FINITURA ACCIAIO INOX VERNICIATO
ON REQUEST FINISH STAINLESS STEEL
POWDERCOATED
A LA DEMANDE FINITION ACIER INOXIDABLE LAQUÉ
AUF ANFRAGE AUSFÜHRUNGEN EDELSTAHL
ROSTFREI LACKIERT
OP AANVRAAG AFWERKINGEN ROESTVAST STAAL
GELAKT
page 384

I disegni riportati a catalogo sono indicativi degli ingombri.
Richiedere il disegno tecnico prima di effettuare le lavorazioni per l'installazione.
All dimensions in the catalog drawings are approximations.
Request the appropriate technical drawing before door preparation and installation.
Toutes les dimensions des dessins de catalogue sont approximatives. Demandez le dessin technique approprié avant la préparation et l'installation de la porte.
Alle Maße in den Katalogzeichnungen sind ungefähre Angaben. Fordern Sie vor der Vorbereitung und Installation der Türen die entsprechende technische Zeichnung an.

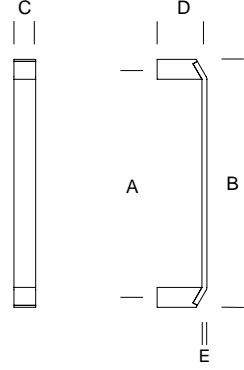
P B A
PATENTED
DESIGN

PATENT
VI.2009 O 000028



P B A
PATENTED
DESIGN

PATENT
VI.2009 O 000028



| ART. | A | B | C | D | E |
|----------------------|--------|--------|-------|-------|------|
| • □ 01T.151.0025 .xx | 250 mm | 270 mm | 20 mm | 52 mm | 5 mm |

| ART. | A | B | C | D | E |
|----------------------|--------|--------|-------|-------|------|
| • □ 01T.152.0025 .xx | 250 mm | 270 mm | 20 mm | 52 mm | 5 mm |

.XX = FINITURA
FINISH
FINITION
AFWERKING
AUSFÜHRUNG
page 384

FISSAGGI D
FIXING D
FIXATIONS D
BEFESTIGUNGEN D
BEVESTIGING D
page 390

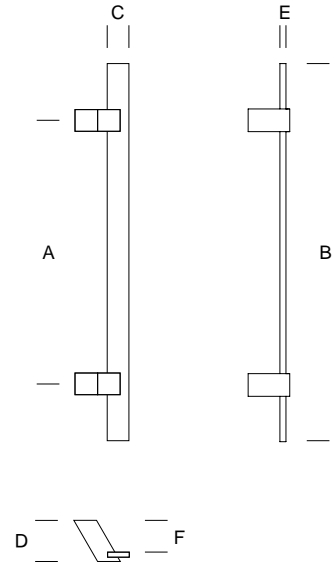
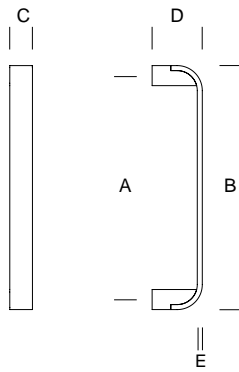

• = A RICHIESTA FINITURA PVD
ON REQUEST FINISH PVD
A LA DEMANDE FINITION PVD
AUF ANFRAGE AUSFÜHRUNGEN PVD
OP AANVRAAG AFWERKINGEN PVD
page 384

□ = A RICHIESTA FINITURA ACCIAIO INOX VERNICIATO
ON REQUEST FINISH STAINLESS STEEL
POWDERCOATED
A LA DEMANDE FINITION ACIER INOXIDABLE LAQUÉ
AUF ANFRAGE AUSFÜHRUNGEN EDELSTAHL
ROSTFREI LACKIERT
OP AANVRAAG AFWERKINGEN ROESTVAST STAAL
GELAKT
page 384

I disegni riportati a catalogo sono indicativi degli ingombri.
Richiedere il disegno tecnico prima di effettuare le lavorazioni per l'installazione.
All dimensions in the catalog drawings are approximations.
Request the appropriate technical drawing before door preparation and installation.
Toutes les dimensions des dessins de catalogue sont approximatives. Demandez le dessin technique approprié avant la préparation et l'installation de la porte.
Alle Maße in den Katalogzeichnungen sind ungefähre Angaben. Fordern Sie vor der Vorbereitung und Installation der Türen die entsprechende technische Zeichnung an.

P B A
PATENTED
DESIGN

PATENT
VI 2009 O 000028



| ART. | A | B | C | D | E |
|----------------------|--------|--------|-------|-------|------|
| • □ 01T.153.0025 .xx | 250 mm | 270 mm | 20 mm | 52 mm | 5 mm |

| ART. | A | B | C | D | E | F |
|---|--------|--------|-------|-------|------|-------|
| • □ 01T.091.0035 .xx | 350 mm | 500 mm | 30 mm | 55 mm | 8 mm | 42 mm |
| • □ 01T.092.0055 .xx | 550 mm | 700 mm | 30 mm | 55 mm | 8 mm | 42 mm |
| ▶ • □ 01T.092.9999 .xx | ☉ | ☉ | 30 mm | 55 mm | 8 mm | 42 mm |
| ▶ Supporto aggiuntivo necessario per A > 800 mm The additional support is necessary for A > 800 mm | | | | | | |

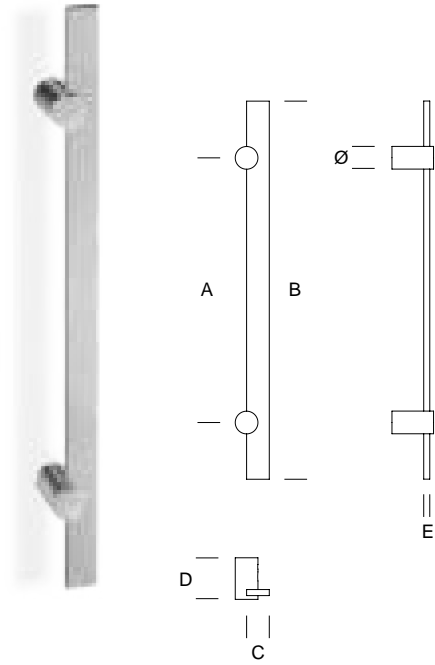
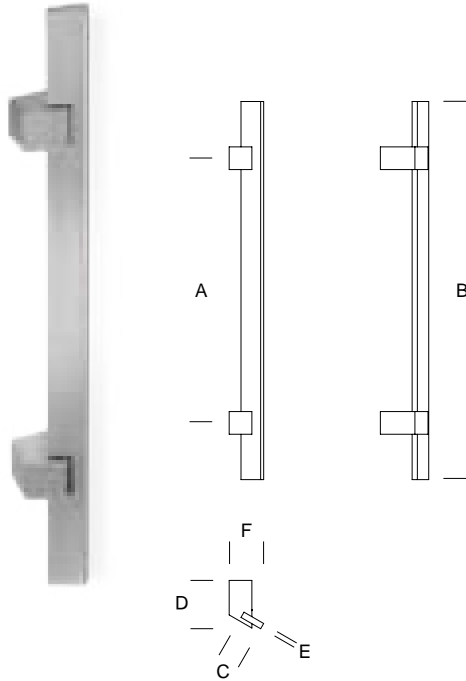
.XX = FINITURA
FINISH
FINITION
AFWERKING
AUSFÜHRUNG
page 384

FISSAGGI D
FIXING D
FIXATIONS D
BEFESTIGUNGEN D
BEVESTIGING D
page 390

• = A RICHIESTA FINITURA PVD
ON REQUEST FINISH PVD
A LA DEMANDE FINITION PVD
AUF ANFRAGE AUSFÜHRUNGEN PVD
OP AANVRAAG AFWERKINGEN PVD
page 384

□ = A RICHIESTA FINITURA ACCIAIO INOX VERNICIATO
ON REQUEST FINISH STAINLESS STEEL
POWDERCOATED
A LA DEMANDE FINITION ACIER INOXIDABLE LAQUÉ
AUF ANFRAGE AUSFÜHRUNGEN EDELSTAHL
ROSTFREI LACKIERT
OP AANVRAAG AFWERKINGEN ROESTVAST STAAL
GELAKT
page 384

I disegni riportati a catalogo sono indicativi degli ingombri.
Richiedere il disegno tecnico prima di effettuare le lavorazioni per l'installazione.
All dimensions in the catalog drawings are approximations.
Request the appropriate technical drawing before door preparation and installation.
Toutes les dimensions des dessins de catalogue sont approximatives. Demandez le dessin technique approprié avant la préparation et l'installation de la porte.
Alle Maße in den Katalogzeichnungen sind ungefähre Angaben. Fordern Sie vor der Vorbereitung und Installation der Türen die entsprechende technische Zeichnung an.



| ART. | A | B | C | D | E | F |
|------------------------|--------|--------|-------|-------|------|-------|
| • □ 0IT.101.0035 .xx | 350 mm | 500 mm | 30 mm | 64 mm | 8 mm | 46 mm |
| • □ 0IT.102.0055 .xx | 550 mm | 700 mm | 30 mm | 64 mm | 8 mm | 46 mm |
| ▶ • □ 0IT.102.9999 .xx | ☉ | ☉ | 30 mm | 64 mm | 8 mm | 46 mm |

▶ Supporto aggiuntivo necessario per A > 800 mm
The additional support is necessary for A > 800 mm

| ART. | A | B | Ø | C | D | E |
|------------------------|--------|--------|-------|-------|-------|------|
| • □ 0IT.021.0035 .xx | 350 mm | 500 mm | 30 mm | 30 mm | 55 mm | 8 mm |
| • □ 0IT.022.0055 .xx | 550 mm | 700 mm | 30 mm | 30 mm | 55 mm | 8 mm |
| ▶ • □ 0IT.022.9999 .xx | ☉ | ☉ | 30 mm | 30 mm | 55 mm | 8 mm |

▶ Supporto aggiuntivo necessario per A > 800 mm
The additional support is necessary for A > 800 mm

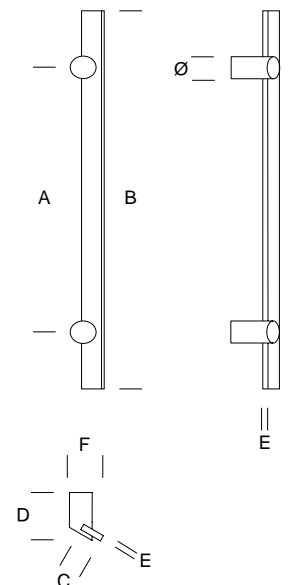
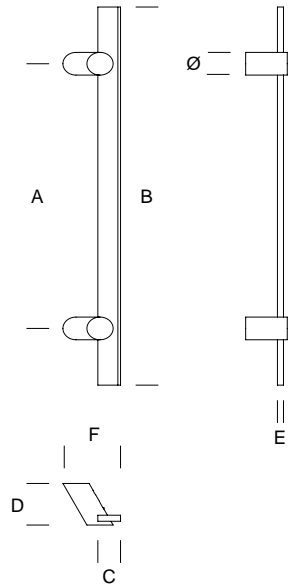
.XX = FINITURA
FINISH
FINITION
AFWERKING
AUSFÜHRUNG
page 384

FISSAGGI D
FIXING D
FIXATIONS D
BEFESTIGUNGEN D
BEVESTIGING D
page 390

• = A RICHIESTA FINITURA PVD
ON REQUEST FINISH PVD
A LA DEMANDE FINITION PVD
AUF ANFRAGE AUSFÜHRUNGEN PVD
OP AANVRAAG AFWERKINGEN PVD
page 384

□ = A RICHIESTA FINITURA ACCIAIO INOX VERNICIATO
ON REQUEST FINISH STAINLESS STEEL
POWDERCOATED
A LA DEMANDE FINITION ACIER INOXIDABLE LAQUÉ
AUF ANFRAGE AUSFÜHRUNGEN EDELSTAHL
ROSTFREI LACKIERT
OP AANVRAAG AFWERKINGEN ROESTVAST STAAL
GELAKT
page 384

I disegni riportati a catalogo sono indicativi degli ingombri.
Richiedere il disegno tecnico prima di effettuare le lavorazioni per l'installazione.
All dimensions in the catalog drawings are approximations.
Request the appropriate technical drawing before door preparation and installation.
Toutes les dimensions des dessins de catalogue sont approximatives. Demandez le dessin technique approprié avant la préparation et l'installation de la porte.
Alle Maße in den Katalogzeichnungen sind ungefähre Angaben. Fordern Sie vor der Vorbereitung und Installation der Türen die entsprechende technische Zeichnung an.



| ART. | A | B | Ø | C | D | E | F |
|------------------------|--------|--------|-------|-------|-------|------|-------|
| • □ 01T.031.0035 .xx | 350 mm | 500 mm | 30 mm | 30 mm | 55 mm | 8 mm | 75 mm |
| • □ 01T.032.0055 .xx | 550 mm | 700 mm | 30 mm | 30 mm | 55 mm | 8 mm | 75 mm |
| ▶ • □ 01T.032.9999 .xx | | | 30 mm | 30 mm | 55 mm | 8 mm | 75 mm |

▶ Supporto aggiuntivo necessario per A > 800 mm
The additional support is necessary for A > 800 mm

| ART. | A | B | Ø | C | D | E | F |
|------------------------|--------|--------|-------|-------|-------|------|-------|
| • □ 01T.041.0035 .xx | 350 mm | 500 mm | 30 mm | 30 mm | 64 mm | 8 mm | 45 mm |
| • □ 01T.042.0055 .xx | 550 mm | 700 mm | 30 mm | 30 mm | 64 mm | 8 mm | 45 mm |
| ▶ • □ 01T.042.9999 .xx | | | 30 mm | 30 mm | 64 mm | 8 mm | 45 mm |

▶ Supporto aggiuntivo necessario per A > 800 mm
The additional support is necessary for A > 800 mm

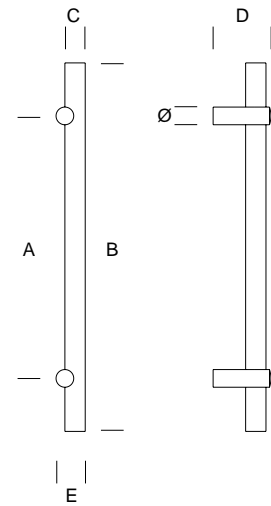
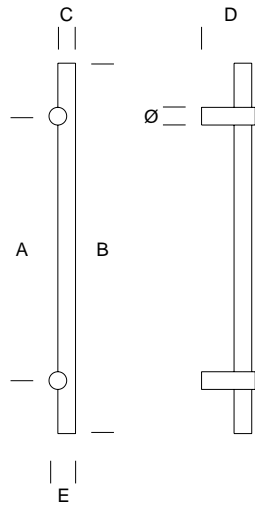
.XX = FINITURA
FINISH
FINITION
AFWERKING
AUSFÜHRUNG
page 384

FISSAGGI D
FIXING D
FIXATIONS D
BEFESTIGUNGEN D
BEVESTIGING D
page 390

• = A RICHIESTA FINITURA PVD
ON REQUEST FINISH PVD
A LA DEMANDE FINITION PVD
AUF ANFRAGE AUSFÜHRUNGEN PVD
OP AANVRAAG AFWERKINGEN PVD
page 384

□ = A RICHIESTA FINITURA ACCIAIO INOX VERNICIATO
ON REQUEST FINISH STAINLESS STEEL
POWDERCOATED
A LA DEMANDE FINITION ACIER INOXIDABLE LAQUÉ
AUF ANFRAGE AUSFÜHRUNGEN EDELSTAHL
ROSTFREI LACKIERT
OP AANVRAAG AFWERKINGEN ROESTVAST STAAL
GELAKT
page 384

I disegni riportati a catalogo sono indicativi degli ingombri.
Richiedere il disegno tecnico prima di effettuare le lavorazioni per l'installazione.
All dimensions in the catalog drawings are approximations.
Request the appropriate technical drawing before door preparation and installation.
Toutes les dimensions des dessins de catalogue sont approximatives. Demandez le dessin technique approprié avant la préparation et l'installation de la porte.
Alle Maße in den Katalogzeichnungen sind ungefähre Angaben. Fordern Sie vor der Vorbereitung und Installation der Türen die entsprechende technische Zeichnung an.



| ART. | A | B | Ø | C | D | E |
|----------------------|--------|--------|-------|-------|-------|-------|
| □ 01T.051.0035 .xx | 350 mm | 500 mm | 25 mm | 25 mm | 78 mm | 38 mm |
| □ 01T.052.0055 .xx | 550 mm | 700 mm | 25 mm | 25 mm | 78 mm | 38 mm |
| ▶ □ 01T.052.9999 .xx | | | 25 mm | 25 mm | 78 mm | 38 mm |

▶ Supporto aggiuntivo necessario per A > 1800 mm
The additional support is necessary for A > 1800 mm

| ART. | A | B | Ø | C | D | E |
|----------------------|--------|--------|-------|-------|-------|-------|
| □ 01T.061.0035 .xx | 350 mm | 500 mm | 30 mm | 30 mm | 83 mm | 45 mm |
| □ 01T.062.0055 .xx | 550 mm | 700 mm | 30 mm | 30 mm | 83 mm | 45 mm |
| ▶ □ 01T.062.9999 .xx | | | 30 mm | 30 mm | 83 mm | 45 mm |

▶ Supporto aggiuntivo necessario per A > 1800 mm
The additional support is necessary for A > 1800 mm

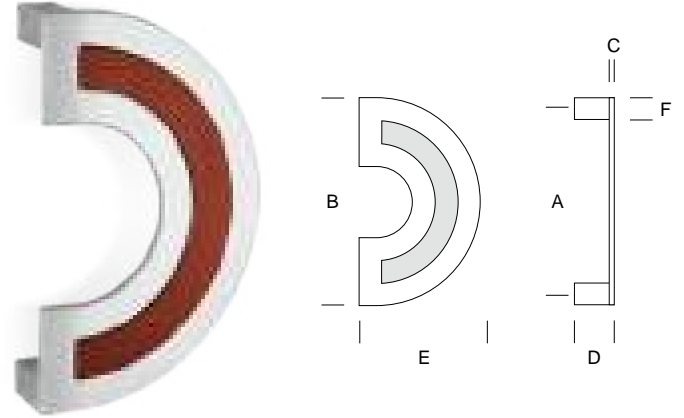
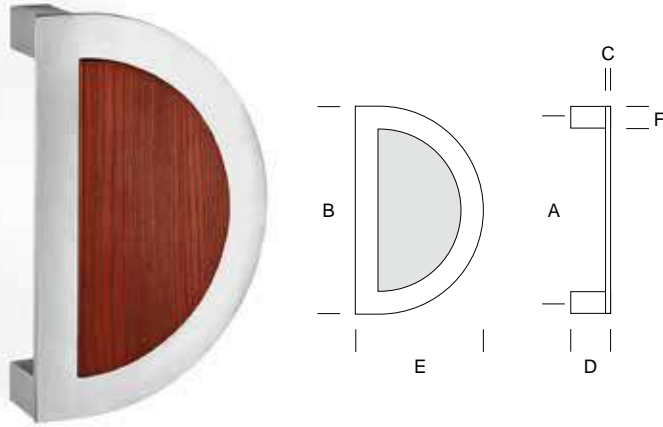
.XX = FINITURA
FINISH
FINITION
AFWERKING
AUSFÜHRUNG
page 384

FISSAGGI D
FIXING D
FIXATIONS D
BEFESTIGUNGEN D
BEVESTIGING D
page 390

□ = A RICHIESTA FINITURA ACCIAIO INOX VERNICIATO
ON REQUEST FINISH STAINLESS STEEL
POWDERCOATED
A LA DEMANDE FINITION ACIER INOXIDABLE LAQUÉ
AUF ANFRAGE AUSFÜHRUNGEN EDELSTAHL
ROSTFREI LACKIERT
OP AANVRAAG AFWERKINGEN ROESTVAST STAAL
GELAKT
page 384

I disegni riportati a catalogo sono indicativi degli ingombri.
Richiedere il disegno tecnico prima di effettuare le lavorazioni per l'installazione.
All dimensions in the catalog drawings are approximations.
Request the appropriate technical drawing before door preparation and installation.
Toutes les dimensions des dessins de catalogue sont approximatives. Demandez le dessin technique approprié avant la préparation et l'installation de la porte.
Alle Maße in den Katalogzeichnungen sind ungefähre Angaben. Fordern Sie vor der Vorbereitung und Installation der Türen die entsprechende technische Zeichnung an.





| ART. | A | B | C | D | E | F |
|--------------------|--------|--------|------|-------|--------|-------|
| • YOD.001.0025 .xx | 250 mm | 280 mm | 8 mm | 54 mm | 170 mm | 30 mm |

| ART. | A | B | C | D | E | F |
|--------------------|--------|--------|------|-------|--------|-------|
| • YOD.011.0025 .xx | 250 mm | 275 mm | 8 mm | 54 mm | 163 mm | 25 mm |

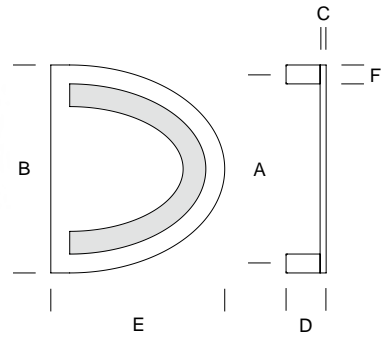
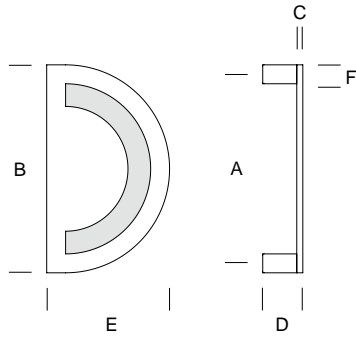


.XX = FINITURA
FINISH
FINITION
AFWERKING
AUSFÜHRUNG
page 384

FISSAGGI D
FIXING D
FIXATIONS D
BEFESTIGUNGEN D
BEVESTIGING D
page 390

• = A RICHIESTA FINITURA PVD
ON REQUEST FINISH PVD
A LA DEMANDE FINITION PVD
AUF ANFRAGE AUSFÜHRUNGEN PVD
OP AANVRAAG AFWERKINGEN PVD
page 384

I disegni riportati a catalogo sono indicativi degli ingombri.
Richiedere il disegno tecnico prima di effettuare le lavorazioni per l'installazione.
All dimensions in the catalog drawings are approximations.
Request the appropriate technical drawing before door preparation and installation.
Toutes les dimensions des dessins de catalogue sont approximatives. Demandez le dessin technique approprié avant la préparation et l'installation de la porte.
Alle Maße in den Katalogzeichnungen sind ungefähre Angaben. Fordern Sie vor der Vorbereitung und Installation der Türen die entsprechende technische Zeichnung an.



| ART. | A | B | C | D | E | F |
|--------------------|--------|--------|------|-------|--------|-------|
| • YOD.021.0025 .xx | 250 mm | 275 mm | 8 mm | 54 mm | 163 mm | 25 mm |

| ART. | A | B | C | D | E | F |
|--------------------|--------|--------|------|-------|--------|-------|
| • YOD.041.0025 .xx | 250 mm | 275 mm | 8 mm | 54 mm | 230 mm | 25 mm |

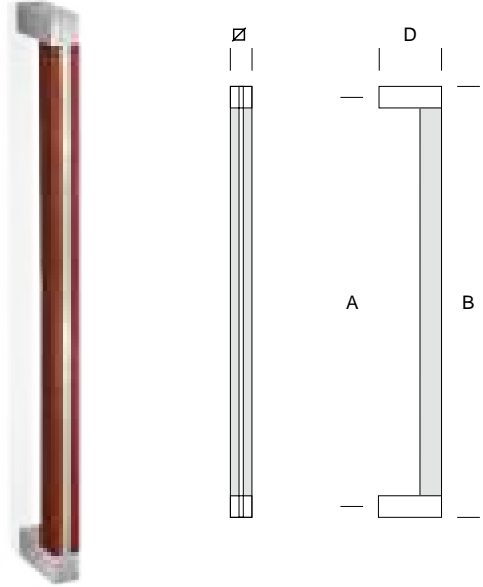
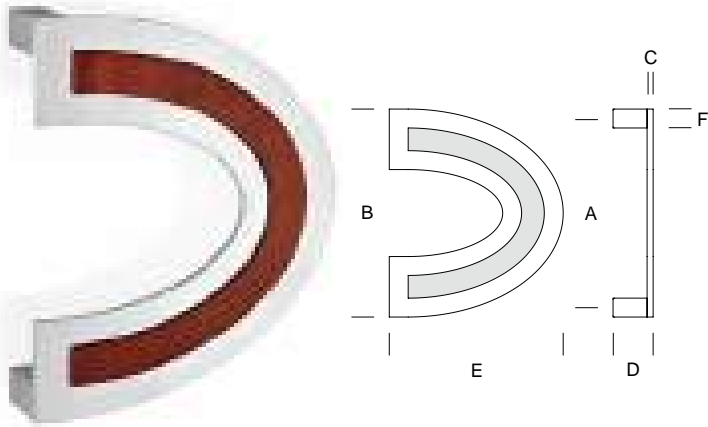


.XX = FINITURA
FINISH
FINITION
AFWERKING
AUSFÜHRUNG
page 384

FISSAGGI D
FIXING D
FIXATIONS D
BEFESTIGUNGEN D
BEVESTIGING D
page 390

• = A RICHIESTA FINITURA PVD
ON REQUEST FINISH PVD
A LA DEMANDE FINITION PVD
AUF ANFRAGE AUSFÜHRUNGEN PVD
OP AANVRAAG AFWERKINGEN PVD
page 384

I disegni riportati a catalogo sono indicativi degli ingombri.
Richiedere il disegno tecnico prima di effettuare le lavorazioni per l'installazione.
All dimensions in the catalog drawings are approximations.
Request the appropriate technical drawing before door preparation and installation.
Toutes les dimensions des dessins de catalogue sont approximatives. Demandez le dessin technique approprié avant la préparation et l'installation de la porte.
Alle Maße in den Katalogzeichnungen sind ungefähre Angaben. Fordern Sie vor der Vorbereitung und Installation der Türen die entsprechende technische Zeichnung an.



| ART. | A | B | C | D | E | F |
|--------------------|--------|--------|------|-------|--------|-------|
| • YOD.031.0025 .xx | 250 mm | 275 mm | 8 mm | 54 mm | 230 mm | 25 mm |

| ART. | A | B | ∅ | D |
|--------------------|--------|--------|-------|-------|
| • YOD.201.0025 .xx | 250 mm | 270 mm | 20 mm | 65 mm |
| • YOD.202.0035 .xx | 350 mm | 370 mm | 20 mm | 65 mm |
| • YOD.203.0045 .xx | 450 mm | 475 mm | 25 mm | 70 mm |
| • YOD.204.0055 .xx | 550 mm | 575 mm | 25 mm | 70 mm |

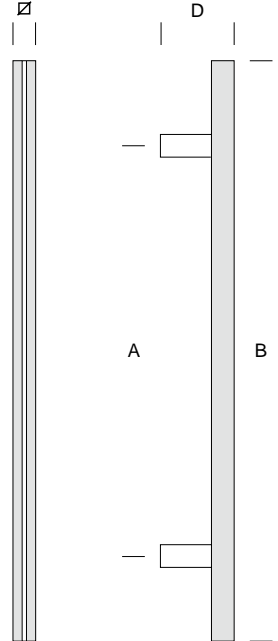

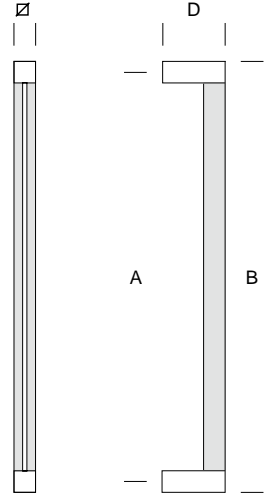



.XX = FINITURA
FINISH
FINITION
AFWERKING
AUSFÜHRUNG
page 384

FISSAGGI D
FIXING D
FIXATIONS D
BEFESTIGUNGEN D
BEVESTIGING D
page 390

• = A RICHIESTA FINITURA PVD
ON REQUEST FINISH PVD
A LA DEMANDE FINITION PVD
AUF ANFRAGE AUSFÜHRUNGEN PVD
OP AANVRAAG AFWERKINGEN PVD
page 384

I disegni riportati a catalogo sono indicativi degli ingombri.
Richiedere il disegno tecnico prima di effettuare le lavorazioni per l'installazione.
All dimensions in the catalog drawings are approximations.
Request the appropriate technical drawing before door preparation and installation.
Toutes les dimensions des dessins de catalogue sont approximatives. Demandez le dessin technique approprié avant la préparation et l'installation de la porte.
Alle Maße in den Katalogzeichnungen sind ungefähre Angaben. Fordern Sie vor der Vorbereitung und Installation der Türen die entsprechende technische Zeichnung an.



| ART. | A | B | Ø | D |
|----------------------|--------|--------|-------|-------|
| • □ YOD.205.0035 .xx | 350 mm | 370 mm | 20 mm | 65 mm |
| • □ YOD.206.0055 .xx | 550 mm | 575 mm | 25 mm | 70 mm |

| ART. | A | B | Ø | D |
|--------------------|--------|--------|-------|-------|
| • YOD.211.0025 .xx | 250 mm | 400 mm | 20 mm | 65 mm |
| • YOD.212.0035 .xx | 350 mm | 500 mm | 20 mm | 65 mm |
| • YOD.213.0045 .xx | 450 mm | 600 mm | 25 mm | 70 mm |
| • YOD.214.0055 .xx | 550 mm | 700 mm | 25 mm | 70 mm |

LOTTI MINIMI DA CONCORDARE
 MINIMUM LOT TO BE AGREED
 LOTS MINIMUM À CONVENIR
 PREIS AUF ANFRAGE, MENGENABHÄNGIG
 LOTES MINIMOS A CONVENIR
 MINIMUM AANTAL OVEREEN TE KOMEN



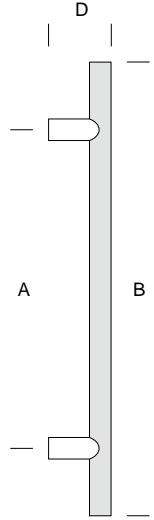
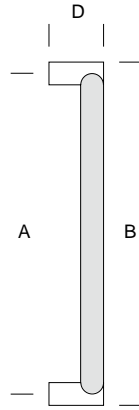
.XX = FINITURA
 FINISH
 FINITION
 AFWERKING
 AUSFÜHRUNG
 page 384

FISSAGGI D
 FIXING D
 FIXATIONS D
 BEFESTIGUNGEN D
 BEVESTIGING D
 page 390

□ = A RICHIESTA FINITURA ACCIAIO INOX VERNICIATO
 ON REQUEST FINISH STAINLESS STEEL
 POWDERCOATED
 À LA DEMANDE FINITION ACIER INOXIDABLE LAQUÉ
 AUF ANFRAGE AUSFÜHRUNGEN EDELSTAHL
 ROSTFREI LACKIERT
 OP AANVRAAG AFWERKINGEN ROESTVAST STAAL
 GELAKT
 page 384

• = A RICHIESTA FINITURA PVD
 ON REQUEST FINISH PVD
 À LA DEMANDE FINITION PVD
 AUF ANFRAGE AUSFÜHRUNGEN PVD
 OP AANVRAAG AFWERKINGEN PVD
 page 384

I disegni riportati a catalogo sono indicativi degli ingombri.
 Richiedere il disegno tecnico prima di effettuare le lavorazioni per l'installazione.
 All dimensions in the catalog drawings are approximations.
 Request the appropriate technical drawing before door preparation and installation.
 Toutes les dimensions des dessins de catalogue sont approximatives. Demandez le dessin technique approprié avant la préparation et l'installation de la porte.
 Alle Maße in den Katalogzeichnungen sind ungefähre Angaben. Fordern Sie vor der Vorbereitung und Installation der Türen die entsprechende technische Zeichnung an.



| ART. | A | B | Ø | D |
|--------------------|--------|--------|-------|-------|
| • YOD.301.0020 .xx | 200 mm | 220 mm | 20 mm | 60 mm |
| • YOD.302.0030 .xx | 300 mm | 320 mm | 20 mm | 60 mm |
| • YOD.303.0035 .xx | 350 mm | 375 mm | 25 mm | 60 mm |
| • YOD.304.0045 .xx | 450 mm | 475 mm | 25 mm | 60 mm |

| ART. | A | B | Ø | D |
|--------------------|--------|--------|-------|-------|
| • YOD.311.0020 .xx | 200 mm | 350 mm | 20 mm | 65 mm |
| • YOD.312.0030 .xx | 300 mm | 450 mm | 20 mm | 65 mm |
| • YOD.313.0035 .xx | 350 mm | 500 mm | 25 mm | 70 mm |
| • YOD.314.0045 .xx | 450 mm | 600 mm | 25 mm | 70 mm |



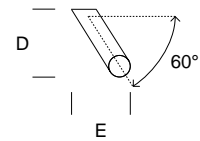
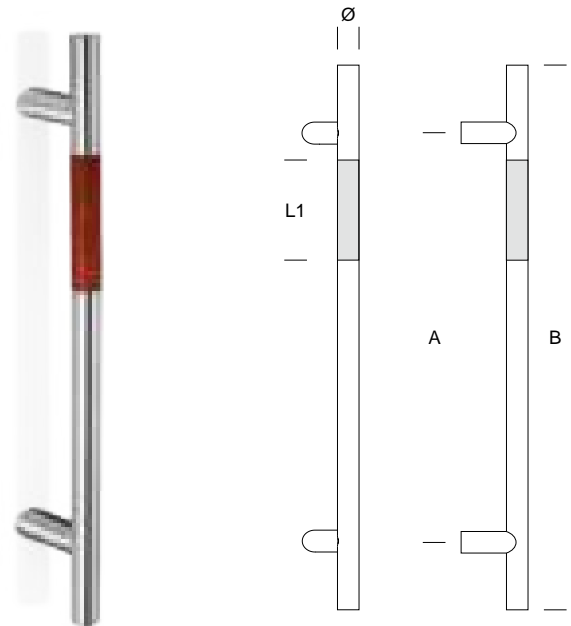
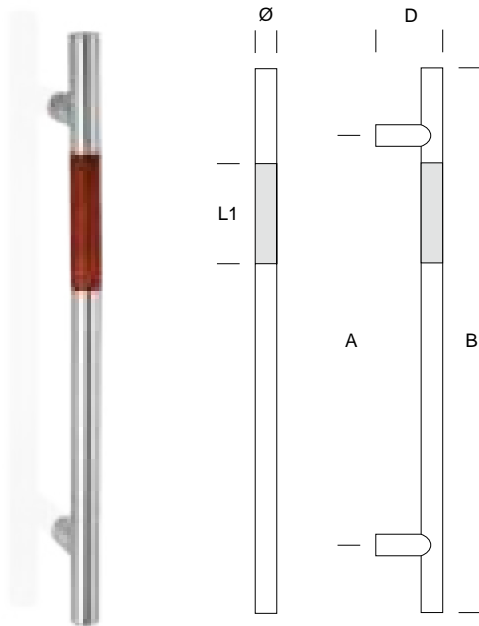
.XX = FINITURA
FINISH
FINITION
AFWERKING
AUSFÜHRUNG
page 384

FISSAGGI D
FIXING D
FIXATIONS D
BEFESTIGUNGEN D
BEVESTIGING D
page 390

• = A RICHIESTA FINITURA PVD
ON REQUEST FINISH PVD
A LA DEMANDE FINITION PVD
AUF ANFRAGE AUSFÜHRUNGEN PVD
OP AANVRAAG AFWERKINGEN PVD
page 384

□ = A RICHIESTA FINITURA ACCIAIO INOX VERNICIATO
ON REQUEST FINISH STAINLESS STEEL
POWDERCOATED
A LA DEMANDE FINITION ACIER INOXIDABLE LAQUÉ
AUF ANFRAGE AUSFÜHRUNGEN EDELSTAHL
ROSTFREI LACKIERT
OP AANVRAAG AFWERKINGEN ROESTVAST STAAL
GELAKT
page 384

I disegni riportati a catalogo sono indicativi degli ingombri.
Richiedere il disegno tecnico prima di effettuare le lavorazioni per l'installazione.
All dimensions in the catalog drawings are approximations.
Request the appropriate technical drawing before door preparation and installation.
Toutes les dimensions des dessins de catalogue sont approximatives. Demandez le dessin technique approprié avant la préparation et l'installation de la porte.
Alle Maße in den Katalogzeichnungen sind ungefähre Angaben. Fordern Sie vor der Vorbereitung und Installation der Türen die entsprechende technische Zeichnung an.



| ART. | A | B | Ø | D | L1 |
|----------------------|--------|--------|-------|-------|--------|
| • □ YOD.401.0025 .xx | 250 mm | 400 mm | 20 mm | 65 mm | 100 mm |
| • □ YOD.402.0035 .xx | 350 mm | 500 mm | 20 mm | 65 mm | 100 mm |
| • □ YOD.403.0035 .xx | 350 mm | 500 mm | 25 mm | 70 mm | 110 mm |
| • □ YOD.404.0045 .xx | 450 mm | 600 mm | 25 mm | 70 mm | 110 mm |
| • □ YOD.405.0045 .xx | 450 mm | 600 mm | 30 mm | 75 mm | 120 mm |
| • □ YOD.406.0055 .xx | 550 mm | 700 mm | 30 mm | 75 mm | 120 mm |
| • □ YOD.407.0055 .xx | 550 mm | 700 mm | 35 mm | 80 mm | 130 mm |
| • □ YOD.408.0075 .xx | 750 mm | 900 mm | 35 mm | 80 mm | 130 mm |

| ART. | A | B | Ø | D | E | L1 |
|----------------------|--------|--------|-------|-------|-------|--------|
| • □ YOD.411.0035 .xx | 350 mm | 500 mm | 25 mm | 84 mm | 68 mm | 110 mm |
| • □ YOD.412.0045 .xx | 450 mm | 600 mm | 25 mm | 84 mm | 68 mm | 110 mm |
| • □ YOD.413.0045 .xx | 450 mm | 600 mm | 30 mm | 88 mm | 74 mm | 120 mm |
| • □ YOD.414.0055 .xx | 550 mm | 700 mm | 30 mm | 88 mm | 74 mm | 120 mm |



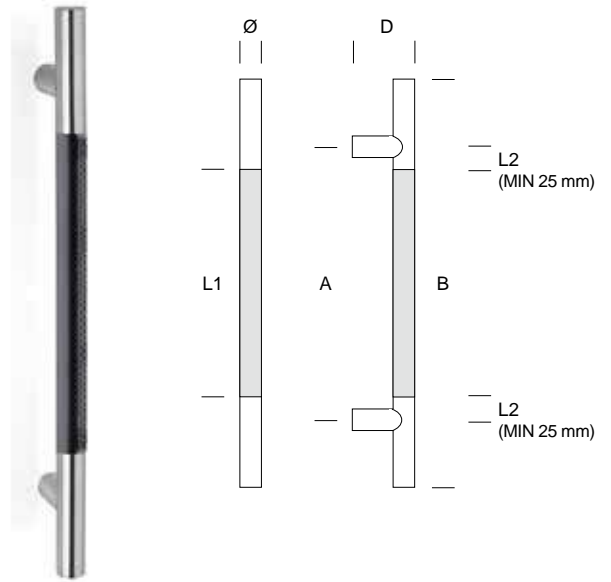
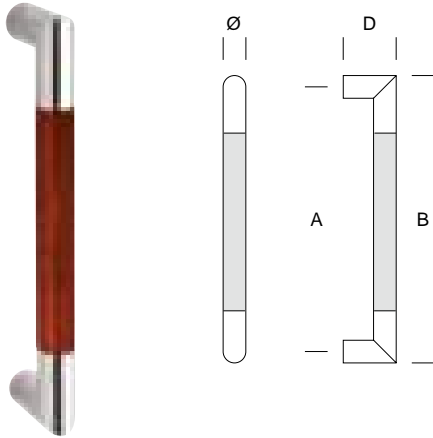
.XX = FINITURA
FINISH
FINITION
AFWERKING
AUSFÜHRUNG
page 384

FISSAGGI D
FIXING D
FIXATIONS D
BEFESTIGUNGEN D
BEVESTIGING D
page 390

• = A RICHIESTA FINITURA PVD
ON REQUEST FINISH PVD
A LA DEMANDE FINITION PVD
AUF ANFRAGE AUSFÜHRUNGEN PVD
OP AANVRAAG AFWERKINGEN PVD
page 384

□ = A RICHIESTA FINITURA ACCIAIO INOX VERNICIATO
ON REQUEST FINISH STAINLESS STEEL
POWDERCOATED
A LA DEMANDE FINITION ACIER INOXIDABLE LAQUÉ
AUF ANFRAGE AUSFÜHRUNGEN EDELSTAHL
ROSTFREI LACKIERT
OP AANVRAAG AFWERKINGEN ROESTVAST STAAL
GELAKT
page 384

I disegni riportati a catalogo sono indicativi degli ingombri.
Richiedere il disegno tecnico prima di effettuare le lavorazioni per l'installazione.
All dimensions in the catalog drawings are approximations.
Request the appropriate technical drawing before door preparation and installation.
Toutes les dimensions des dessins de catalogue sont approximatives. Demandez le dessin technique approprié avant la préparation et l'installation de la porte.
Alle Maße in den Katalogzeichnungen sind ungefähre Angaben. Fordern Sie vor der Vorbereitung und Installation der Türen die entsprechende technische Zeichnung an.



- Acciaio Inox - Stainless Steel
- Pelle - Leather

| ART. | A | B | Ø | D |
|--------------------|--------|--------|-------|-------|
| □ YOD.260.0W25 .xx | 250 mm | 270 mm | 20 mm | 60 mm |

| ART. | A | B | Ø | D | L1 |
|---|--------|--------|-------|-------|--------|
| □ YOD.501.0025 .xx | 250 mm | 400 mm | 25 mm | 70 mm | 200 mm |
| □ YOD.502.0030 .xx | 300 mm | 450 mm | 25 mm | 70 mm | 250 mm |
| ▶ □ YOD.502.9999 .xx | | | 25 mm | 70 mm | custom |
| ▶ Supporto aggiuntivo necessario per A > 700 mm The additional support is necessary for A > 700 mm | | | | | |
| □ YOD.511.0030 .xx | 300 mm | 450 mm | 30 mm | 75 mm | 250 mm |
| □ YOD.512.0035 .xx | 350 mm | 500 mm | 30 mm | 75 mm | 300 mm |
| ▶ □ YOD.512.9999 .xx | | | 30 mm | 75 mm | custom |
| ▶ Supporto aggiuntivo necessario per A > 750 mm The additional support is necessary for A > 750 mm | | | | | |



.XX = FINITURA
FINISH
FINITION
AFWERKING
AUSFÜHRUNG
page 384

FISSAGGI D
FIXING D
FIXATIONS D
BEFESTIGUNGEN D
BEVESTIGING D
page 390

□ = A RICHIESTA FINITURA ACCIAIO INOX VERNICIATO
ON REQUEST FINISH STAINLESS STEEL
POWDERCOATED
A LA DEMANDE FINITION ACIER INOXIDABLE LAQUÉ
AUF ANFRAGE AUSFÜHRUNGEN EDELSTAHL
ROSTFREI LACKIERT
OP AANVRAAG AFWERKINGEN ROESTVAST STAAL
GELAKT
page 384

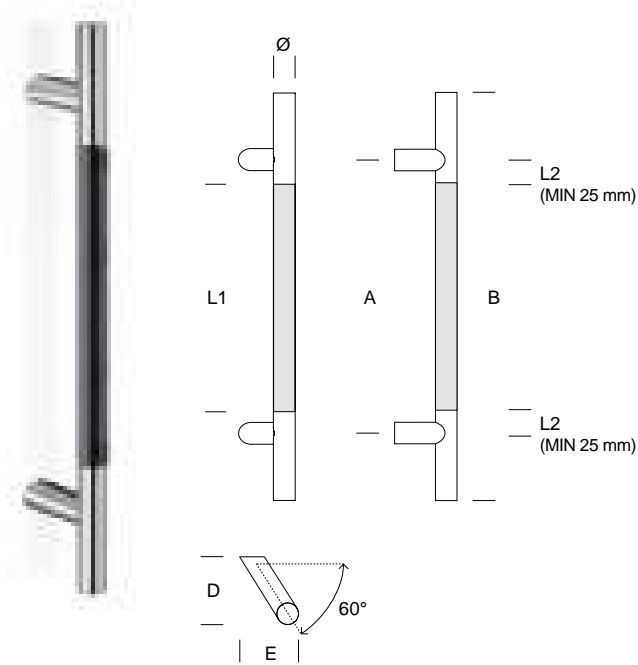


.XX = FINITURA
FINISH
FINITION
AFWERKING
AUSFÜHRUNG
page 384

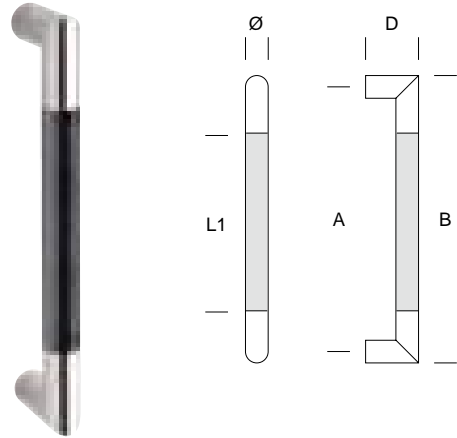
FISSAGGI D
FIXING D
FIXATIONS D
BEFESTIGUNGEN D
BEVESTIGING D
page 390

□ = A RICHIESTA FINITURA ACCIAIO INOX VERNICIATO
ON REQUEST FINISH STAINLESS STEEL
POWDERCOATED
A LA DEMANDE FINITION ACIER INOXIDABLE LAQUÉ
AUF ANFRAGE AUSFÜHRUNGEN EDELSTAHL
ROSTFREI LACKIERT
OP AANVRAAG AFWERKINGEN ROESTVAST STAAL
GELAKT
page 384

I disegni riportati a catalogo sono indicativi degli ingombri.
Richiedere il disegno tecnico prima di effettuare le lavorazioni per l'installazione.
All dimensions in the catalog drawings are approximations.
Request the appropriate technical drawing before door preparation and installation.
Toutes les dimensions des dessins de catalogue sont approximatives. Demandez le
dessin technique approprié avant la préparation et l'installation de la porte.
Alle Maße in den Katalogzeichnungen sind ungefähre Angaben. Fordern Sie vor der
Vorbereitung und Installation der Türen die entsprechende technische Zeichnung an.



- Acciaio Inox - Stainless Steel
- Pelle - Leather



- Acciaio Inox - Stainless Steel
- Pelle - Leather

| ART. | A | B | Ø | D | E | L1 |
|--|--------|--------|-------|-------|-------|--------|
| □ YOD.501.025I .xx | 250 mm | 400 mm | 25 mm | 84 mm | 68 mm | 200 mm |
| □ YOD.502.030I .xx | 300 mm | 450 mm | 25 mm | 84 mm | 68 mm | 250 mm |
| ▶ □ YOD.502.999I .xx | | | 25 mm | 84 mm | 68 mm | custom |
| Supporto aggiuntivo necessario per A > 700 mm | | | | | | |
| ▶ The additional support is necessary for A > 700 mm | | | | | | |
| □ YOD.511.030I .xx | 300 mm | 450 mm | 30 mm | 88 mm | 74 mm | 250 mm |
| □ YOD.512.035I .xx | 350 mm | 500 mm | 30 mm | 88 mm | 74 mm | 300 mm |
| ▶ □ YOD.512.999I .xx | | | 30 mm | 88 mm | 74 mm | custom |
| Supporto aggiuntivo necessario per A > 750 mm | | | | | | |
| ▶ The additional support is necessary for A > 750 mm | | | | | | |

| ART. | A | B | Ø | D | L1 |
|--------------------|--------|--------|-------|-------|--------|
| □ YOD.260.0L25 .xx | 250 mm | 270 mm | 20 mm | 60 mm | 160 mm |



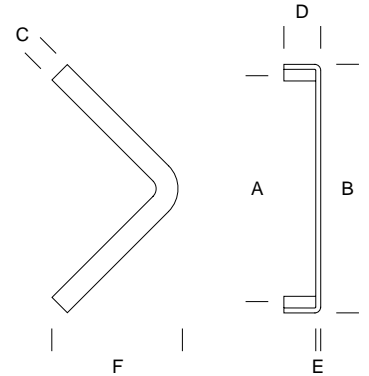
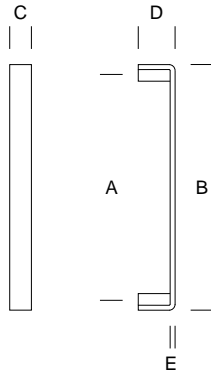

.XX = FINITURA
FINISH
FINITION
AFWERKING
AUSFÜHRUNG
page 384

FISSAGGI D
FIXING D
FIXATIONS D
BEFESTIGUNGEN D
BEVESTIGING D
page 390

□ = A RICHIESTA FINITURA ACCIAIO INOX VERNICIATO
ON REQUEST FINISH STAINLESS STEEL
POWDERCOATED
A LA DEMANDE FINITION ACIER INOXIDABLE LAQUÉ
AUF ANFRAGE AUSFÜHRUNGEN EDELSTAHL
ROSTFREI LACKIERT
OP AANVRAAG AFWERKINGEN ROESTVAST STAAL
GELAKT
page 384

I disegni riportati a catalogo sono indicativi degli ingombri.
Richiedere il disegno tecnico prima di effettuare le lavorazioni per l'installazione.
All dimensions in the catalog technical drawings are approximations.
Request the appropriate technical drawing before door preparation and installation.
Toutes les dimensions des dessins de catalogue sont approximatives. Demandez le
dessin technique approprié avant la préparation et l'installation de la porte.
Alle Maße in den Katalogzeichnungen sind ungefähre Angaben. Fordern Sie vor der
Vorbereitung und Installation der Türen die entsprechende technische Zeichnung an.





| ART. | A | B | C | D | E |
|----------------------|--------|--------|-------|-------|------|
| • □ 2CP.001.0030 .xx | 300 mm | 330 mm | 30 mm | 50 mm | 8 mm |

| | | | | | |
|------------------------|--|--|-------|-------|------|
| ▶ • □ 2CP.001.9999 .xx | | | 30 mm | 50 mm | 8 mm |
|------------------------|--|--|-------|-------|------|

▶ Supporto aggiuntivo necessario per A > 800 mm
The additional support is necessary for A > 800 mm

| ART. | A | B | C | D | E | F |
|----------------------|--------|--------|-------|-------|------|--------|
| • □ 2CP.031.0030 .xx | 300 mm | 342 mm | 30 mm | 50 mm | 8 mm | 175 mm |

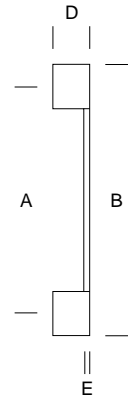

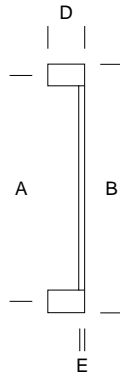
.XX = FINITURA
FINISH
FINITION
AFWERKING
AUSFÜHRUNG
page 384

FISSAGGI I
FIXING I
FIXATIONS I
BEFESTIGUNGEN I
BEVESTIGING I
page 391

• = A RICHIESTA FINITURA PVD
ON REQUEST FINISH PVD
A LA DEMANDE FINITION PVD
AUF ANFRAGE AUSFÜHRUNGEN PVD
OP AANVRAAG AFWERKINGEN PVD
page 384

□ = A RICHIESTA FINITURA ACCIAIO INOX VERNICIATO
ON REQUEST FINISH STAINLESS STEEL
POWDERCOATED
A LA DEMANDE FINITION ACIER INOXIDABLE LAQUÉ
AUF ANFRAGE AUSFÜHRUNGEN EDELSTAHL
ROSTFREI LACKIERT
OP AANVRAAG AFWERKINGEN ROESTVAST STAAL
GELAKT
page 384

I disegni riportati a catalogo sono indicativi degli ingombri.
Richiedere il disegno tecnico prima di effettuare le lavorazioni per l'installazione.
All dimensions in the catalog drawings are approximations.
Request the appropriate technical drawing before door preparation and installation.
Toutes les dimensions des dessins de catalogue sont approximatives. Demandez le dessin technique approprié avant la préparation et l'installation de la porte.
Alle Maße in den Katalogzeichnungen sind ungefähre Angaben. Fordern Sie vor der Vorbereitung und Installation der Türen die entsprechende technische Zeichnung an.



| ART. | A | B | C | D | E | F |
|----------------------|--------|--------|-------|-------|------|-------|
| • □ 2CP.011.0030 .xx | 300 mm | 330 mm | 30 mm | 50 mm | 8 mm | 90 mm |
| • □ 2CP.012.0035 .xx | 350 mm | 380 mm | 30 mm | 50 mm | 8 mm | 90 mm |

| ART. | A | B | C | D | E | F | G |
|----------------------|--------|--------|-------|-------|------|-------|-------|
| • □ 2CP.021.0030 .xx | 300 mm | 360 mm | 30 mm | 50 mm | 8 mm | 90 mm | 60 mm |

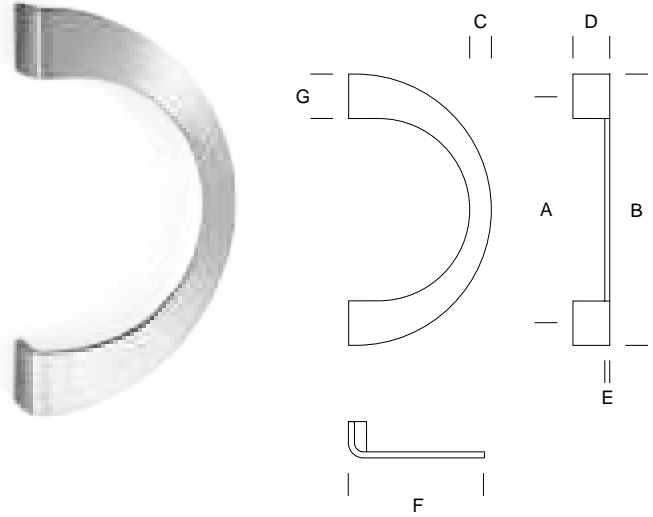
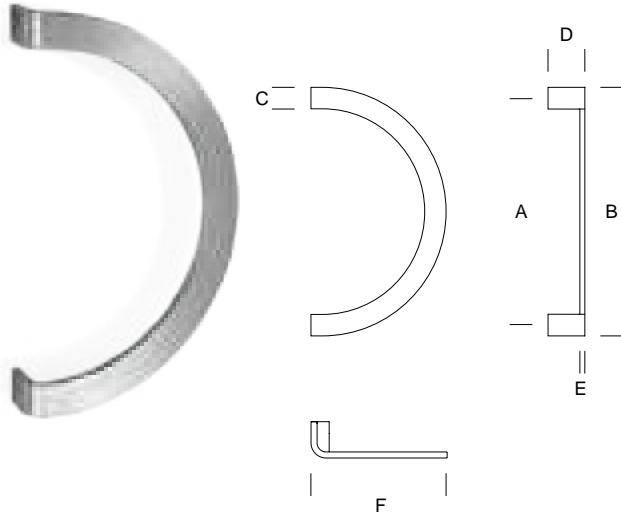
.XX = FINITURA
FINISH
FINITION
AFWERKING
AUSFÜHRUNG
page 384

FISSAGGI I
FIXING I
FIXATIONS I
BEFESTIGUNGEN I
BEVESTIGING I
page 391

• = A RICHIESTA FINITURA PVD
ON REQUEST FINISH PVD
A LA DEMANDE FINITION PVD
AUF ANFRAGE AUSFÜHRUNGEN PVD
OP AANVRAAG AFWERKINGEN PVD
page 384

□ = A RICHIESTA FINITURA ACCIAIO INOX VERNICIATO
ON REQUEST FINISH STAINLESS STEEL
POWDERCOATED
A LA DEMANDE FINITION ACIER INOXIDABLE LAQUÉ
AUF ANFRAGE AUSFÜHRUNGEN EDELSTAHL
ROSTFREI LACKIERT
OP AANVRAAG AFWERKINGEN ROESTVAST STAAL
GELAKT
page 384

I disegni riportati a catalogo sono indicativi degli ingombri.
Richiedere il disegno tecnico prima di effettuare le lavorazioni per l'installazione.
All dimensions in the catalog drawings are approximations.
Request the appropriate technical drawing before door preparation and installation.
Toutes les dimensions des dessins de catalogue sont approximatives. Demandez le dessin technique approprié avant la préparation et l'installation de la porte.
Alle Maße in den Katalogzeichnungen sind ungefähre Angaben. Fordern Sie vor der Vorbereitung und Installation der Türen die entsprechende technische Zeichnung an.



| ART. | A | B | C | D | E | F |
|----------------------|--------|--------|-------|-------|------|--------|
| • □ 2CP.041.0030 .xx | 300 mm | 330 mm | 30 mm | 50 mm | 8 mm | 180 mm |

| ART. | A | B | C | D | E | F | G |
|----------------------|--------|--------|-------|-------|------|--------|-------|
| • □ 2CP.051.0030 .xx | 300 mm | 360 mm | 30 mm | 50 mm | 8 mm | 190 mm | 60 mm |

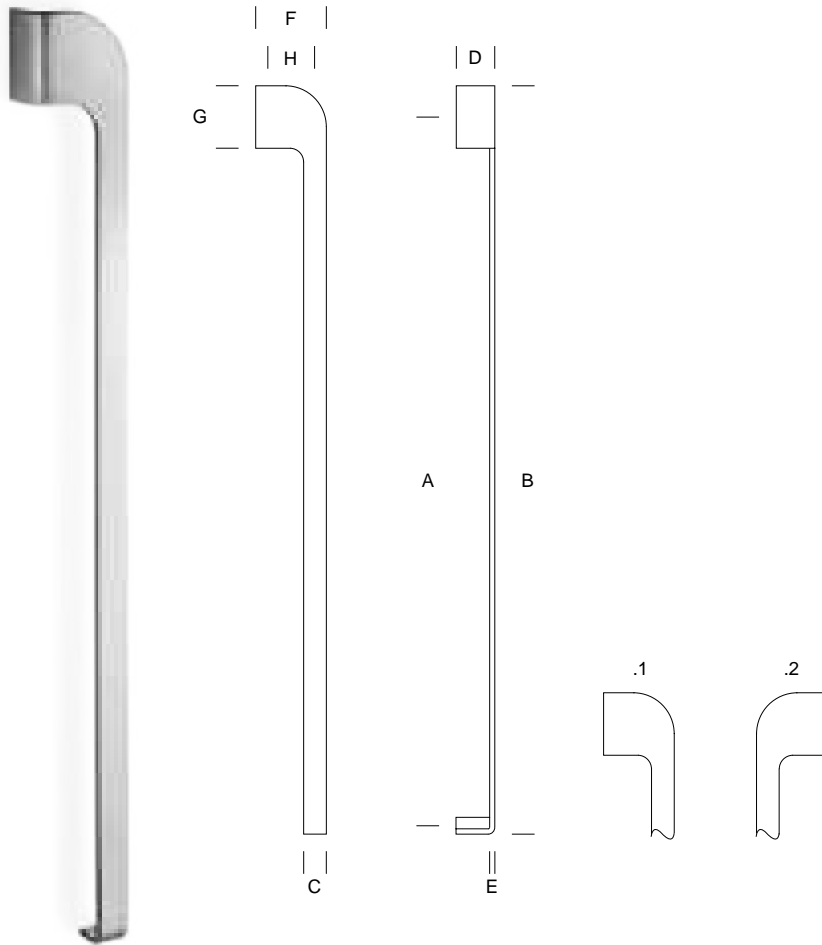
.XX = FINITURA
FINISH
FINITION
AFWERKING
AUSFÜHRUNG
page 384

FISSAGGI I
FIXING I
FIXATIONS I
BEFESTIGUNGEN I
BEVESTIGING I
page 391

• = A RICHIESTA FINITURA PVD
ON REQUEST FINISH PVD
A LA DEMANDE FINITION PVD
AUF ANFRAGE AUSFÜHRUNGEN PVD
OP AANVRAAG AFWERKINGEN PVD
page 384

□ = A RICHIESTA FINITURA ACCIAIO INOX VERNICIATO
ON REQUEST FINISH STAINLESS STEEL
POWDERCOATED
A LA DEMANDE FINITION ACIER INOXIDABLE LAQUÉ
AUF ANFRAGE AUSFÜHRUNGEN EDELSTAHL
ROSTFREI LACKIERT
OP AANVRAAG AFWERKINGEN ROESTVAST STAAL
GELAKT
page 384

I disegni riportati a catalogo sono indicativi degli ingombri.
Richiedere il disegno tecnico prima di effettuare le lavorazioni per l'installazione.
All dimensions in the catalog drawings are approximations.
Request the appropriate technical drawing before door preparation and installation.
Toutes les dimensions des dessins de catalogue sont approximatives. Demandez le dessin technique approprié avant la préparation et l'installation de la porte.
Alle Maße in den Katalogzeichnungen sind ungefähre Angaben. Fordern Sie vor der Vorbereitung und Installation der Türen die entsprechende technische Zeichnung an.



| ART. | ◆ A | B | C | D | E | F | G | H |
|-----------------------|---------|---------|-------|-------|------|-------|-------|-------|
| □ 2CP.061.0095. xx .1 | 950 mm | 1005 mm | 30 mm | 50 mm | 8 mm | 90 mm | 80 mm | 60 mm |
| □ 2CP.061.0095. xx .2 | 950 mm | 1005 mm | 30 mm | 50 mm | 8 mm | 90 mm | 80 mm | 60 mm |
| □ 2CP.062.0120. xx .1 | 1200 mm | 1255 mm | 30 mm | 50 mm | 8 mm | 90 mm | 80 mm | 60 mm |
| □ 2CP.062.0120. xx .2 | 1200 mm | 1255 mm | 30 mm | 50 mm | 8 mm | 90 mm | 80 mm | 60 mm |

.XX = FINITURA
FINISH
FINITION
AFWERKING
AUSFÜHRUNG
page 384

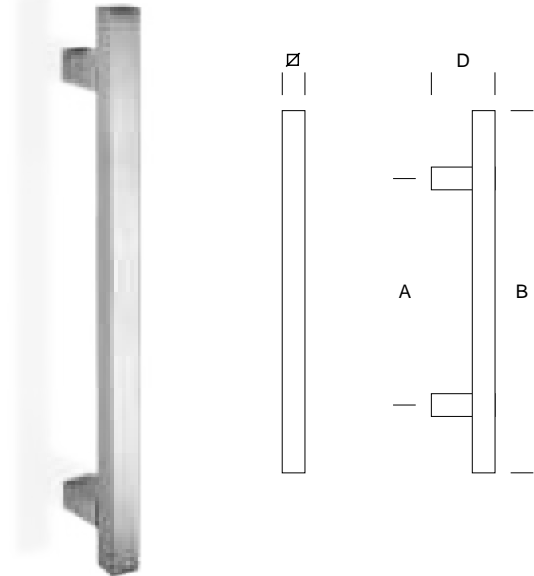
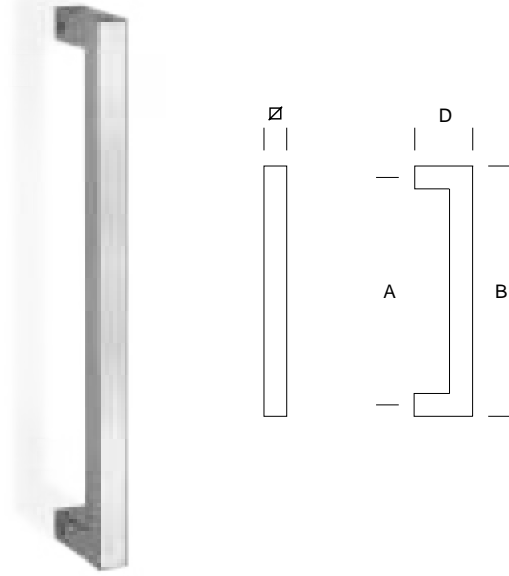
FISSAGGI
FIXING I
FIXATIONS I
AFWERKINGEN I
BEVESTIGINGEN I
BEVESTIGING I
page 391

◆
. 1 DESTRO RIGHT DROITE RECHTS
. 2 SINISTRO LEFT GAUCHE LINKS

□ = A RICHIESTA FINITURA ACCIAIO INOX VERNICIATO
ON REQUEST FINISH STAINLESS STEEL
POWDERCOATED
A LA DEMANDE FINITION ACIER INOXIDABLE LAQUÉ
AUF ANFRAGE AUSFÜHRUNGEN EDELSTAHL
ROSTFREI LACKIERT
OP AANVRAAG AFWERKINGEN ROESTVAST STAAL
GELAKT
page 384

I disegni riportati a catalogo sono indicativi degli ingombri.
Richiedere il disegno tecnico prima di effettuare le lavorazioni per l'installazione.
All dimensions in the catalog drawings are approximations.
Request the appropriate technical drawing before door preparation and installation.
Toutes les dimensions des dessins de catalogue sont approximatives. Demandez le dessin technique approprié avant la préparation et l'installation de la porte.
Alle Maße in den Katalogzeichnungen sind ungefähre Angaben. Fordern Sie vor der Vorbereitung und Installation der Türen die entsprechende technische Zeichnung an.





| ART. | A | B | Ø | D | * |
|---|--------|--------|-------|-------|---|
| • □ 2CQ.041.0025 .xx | 250 mm | 265 mm | 15 mm | 50 mm | * |
| ▶ • □ 2CQ.041.9999 .xx | 15 mm | 50 mm | 15 mm | 50 mm | * |
| ▶ Supporto aggiuntivo necessario per A > 600 mm The additional support is necessary for A > 600 mm | | | | | |
| • □ 2CQ.001.0020 .xx | 200 mm | 220 mm | 20 mm | 60 mm | |
| • □ 2CQ.002.0030 .xx | 300 mm | 320 mm | 20 mm | 60 mm | |
| ▶ • □ 2CQ.002.9999 .xx | 20 mm | 60 mm | 20 mm | 60 mm | |
| ▶ Supporto aggiuntivo necessario per A > 1100 mm The additional support is necessary for A > 1100 mm | | | | | |
| • □ 2CQ.011.0030 .xx | 300 mm | 325 mm | 25 mm | 65 mm | |
| • □ 2CQ.012.0065 .xx | 650 mm | 675 mm | 25 mm | 65 mm | |
| ▶ • □ 2CQ.012.9999 .xx | 25 mm | 65 mm | 25 mm | 65 mm | |
| ▶ Supporto aggiuntivo necessario per A > 1150 mm The additional support is necessary for A > 1150 mm | | | | | |
| • □ 2CQ.021.0065 .xx | 650 mm | 680 mm | 30 mm | 70 mm | |
| ▶ • □ 2CQ.021.9999 .xx | 30 mm | 70 mm | 30 mm | 70 mm | |
| ▶ Supporto aggiuntivo necessario per A > 1650 mm The additional support is necessary for A > 1650 mm | | | | | |
| • □ 2CQ.031.0065 .xx | 650 mm | 685 mm | 35 mm | 75 mm | |
| ▶ • □ 2CQ.031.9999 .xx | 35 mm | 75 mm | 35 mm | 75 mm | |
| ▶ Supporto aggiuntivo necessario per A > 1850 mm The additional support is necessary for A > 1850 mm | | | | | |

| ART. | A | B | Ø | D |
|---|---------|---------|-------|-------|
| • □ 2CQ.101.0025 .xx | 250 mm | 400 mm | 20 mm | 65 mm |
| • □ 2CQ.102.0030 .xx | 300 mm | 450 mm | 20 mm | 65 mm |
| ▶ • □ 2CQ.102.9999 .xx | 20 mm | 65 mm | 20 mm | 65 mm |
| ▶ Supporto aggiuntivo necessario per A > 1050 mm The additional support is necessary for A > 1050 mm | | | | |
| • □ 2CQ.111.0030 .xx | 300 mm | 450 mm | 25 mm | 70 mm |
| • □ 2CQ.112.0035 .xx | 350 mm | 500 mm | 25 mm | 70 mm |
| ▶ • □ 2CQ.112.9999 .xx | 25 mm | 70 mm | 25 mm | 70 mm |
| ▶ Supporto aggiuntivo necessario per A > 1100 mm The additional support is necessary for A > 1100 mm | | | | |
| • □ 2CQ.121.0050 .xx | 500 mm | 650 mm | 30 mm | 75 mm |
| ▶ • □ 2CQ.121.9999 .xx | 30 mm | 75 mm | 30 mm | 75 mm |
| ▶ Supporto aggiuntivo necessario per A > 1600 mm The additional support is necessary for A > 1600 mm | | | | |
| • □ 2CQ.131.0060 .xx | 600 mm | 770 mm | 35 mm | 80 mm |
| ▶ • □ 2CQ.131.9999 .xx | 35 mm | 80 mm | 35 mm | 80 mm |
| ▶ Supporto aggiuntivo necessario per A > 1800 mm The additional support is necessary for A > 1800 mm | | | | |
| • □ 2CQ.141.0100 .xx | 1000 mm | 1200 mm | 40 mm | 85 mm |
| ▶ • □ 2CQ.141.9999 .xx | 40 mm | 85 mm | 40 mm | 85 mm |
| ▶ Supporto aggiuntivo necessario per A > 2000 mm The additional support is necessary for A > 2000 mm | | | | |

.XX = FINITURA
FINISH
FINITION
AFWERKING
AUSFÜHRUNG
page 384

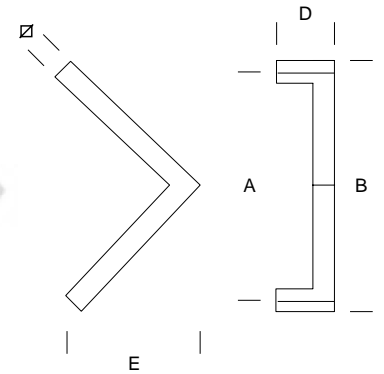
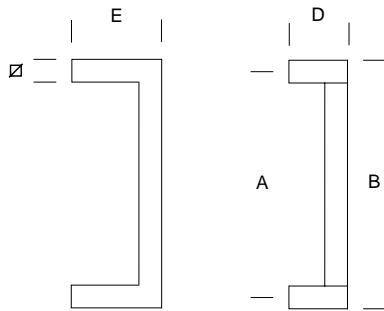
FISSAGGI D
FIXING D
FIXATIONS D
BEFESTIGUNGEN D
BEVESTIGING D
page 390

* = FISSAGGI I
FIXING I
FIXATIONS I
BEFESTIGUNGEN I
BEVESTIGING I
page 391

• = A RICHIESTA FINITURA PVD
ON REQUEST FINISH PVD
A LA DEMANDE FINITION PVD
AUF ANFRAGE AUSFÜHRUNGEN PVD
OP AANVRAAG AFWERKINGEN PVD
page 384

□ = A RICHIESTA FINITURA ACCIAIO INOX VERNICIATO
ON REQUEST FINISH STAINLESS STEEL
POWDERCOATED
A LA DEMANDE FINITION ACIER INOXIDABLE LAQUÉ
AUF ANFRAGE AUSFÜHRUNGEN EDELSTAHL
ROSTFREI LACKIERT
OP AANVRAAG AFWERKINGEN ROESTVAST
STAAL GELAKT
page 384

I disegni riportati a catalogo sono indicativi degli ingombri.
Richiedere il disegno tecnico prima di effettuare le lavorazioni per l'installazione.
All dimensions in the catalog drawings are approximations.
Request the appropriate technical drawing before door preparation and installation.
Toutes les dimensions des dessins de catalogue sont approximatives. Demandez le dessin technique approprié avant la préparation et l'installation de la porte.
Alle Maße in den Katalogzeichnungen sind ungefähre Angaben. Fordern Sie vor der Vorbereitung und Installation der Türen die entsprechende technische Zeichnung an.



| ART. | A | B | ∅ | D | E |
|---|--------|--------|-------|-------|--------|
| • □ 2CQ.201.0020 .xx | 200 mm | 220 mm | 20 mm | 60 mm | 90 mm |
| • □ 2CQ.202.0030 .xx | 300 mm | 320 mm | 20 mm | 60 mm | 90 mm |
| ▶ • □ 2CQ.202.9999 .xx | | | 20 mm | 60 mm | 90 mm |
| Supporto aggiuntivo necessario per A > 1100 mm The additional support is necessary for A > 1100 mm | | | | | |
| • □ 2CQ.211.0030 .xx | 300 mm | 325 mm | 25 mm | 65 mm | 100 mm |
| • □ 2CQ.212.0035 .xx | 350 mm | 375 mm | 25 mm | 65 mm | 100 mm |
| ▶ • □ 2CQ.212.9999 .xx | | | 25 mm | 65 mm | 100 mm |
| Supporto aggiuntivo necessario per A > 1150 mm The additional support is necessary for A > 1150 mm | | | | | |
| • □ 2CQ.221.0035 .xx | 350 mm | 380 mm | 30 mm | 70 mm | 120 mm |
| • □ 2CQ.222.0065 .xx | 650 mm | 680 mm | 30 mm | 70 mm | 120 mm |
| ▶ • □ 2CQ.222.9999 .xx | | | 30 mm | 70 mm | 120 mm |
| Supporto aggiuntivo necessario per A > 1650 mm The additional support is necessary for A > 1650 mm | | | | | |

| ART. | A | B | ∅ | D | E |
|----------------------|--------|--------|-------|-------|--------|
| • □ 2CQ.301.0030 .xx | 300 mm | 328 mm | 20 mm | 60 mm | 178 mm |
| • □ 2CQ.311.0035 .xx | 350 mm | 385 mm | 25 mm | 65 mm | 210 mm |
| • □ 2CQ.321.0035 .xx | 350 mm | 392 mm | 30 mm | 70 mm | 217 mm |

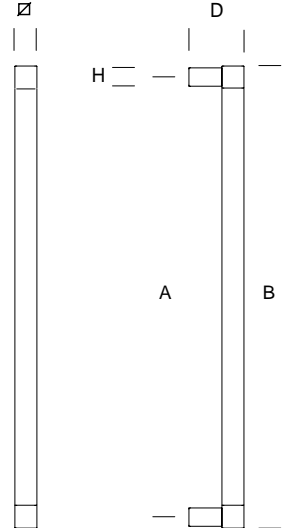
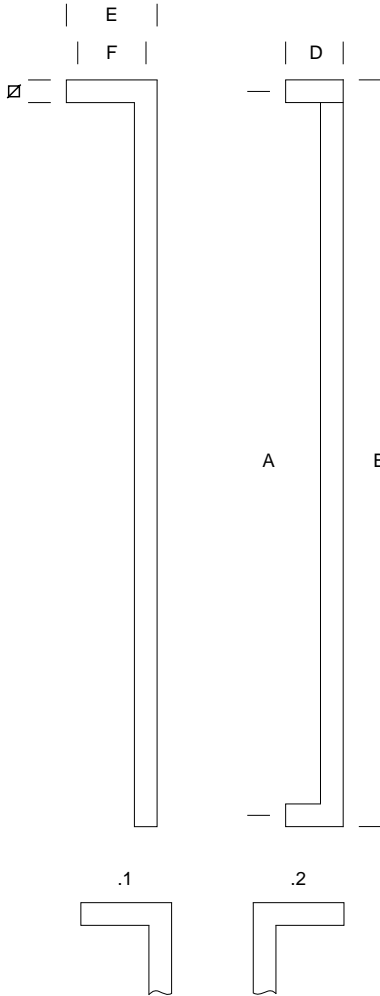
.XX = FINITURA
FINISH
FINITION
AFWERKING
AUSFÜHRUNG
page 384

FISSAGGI D
FIXING D
FIXATIONS D
BEFESTIGUNGEN D
BEVESTIGING D
page 390

• = A RICHIESTA FINITURA PVD
ON REQUEST FINISH PVD
A LA DEMANDE FINITION PVD
AUF ANFRAGE AUSFÜHRUNGEN PVD
OP AANVRAAG AFWERKINGEN PVD
page 384

□ = A RICHIESTA FINITURA ACCIAIO INOX VERNICIATO
ON REQUEST FINISH STAINLESS STEEL
POWDERCOATED
A LA DEMANDE FINITION ACIER INOXIDABLE LAQUÉ
AUF ANFRAGE AUSFÜHRUNGEN EDELSTAHL
ROSTFREI LACKIERT
OP AANVRAAG AFWERKINGEN ROESTVAST STAAL
GELAKT
page 384

I disegni riportati a catalogo sono indicativi degli ingombri.
Richiedere il disegno tecnico prima di effettuare le lavorazioni per l'installazione.
All dimensions in the catalog drawings are approximations.
Request the appropriate technical drawing before door preparation and installation.
Toutes les dimensions des dessins de catalogue sont approximatives. Demandez le dessin technique approprié avant la préparation et l'installation de la porte.
Alle Maße in den Katalogzeichnungen sind ungefähre Angaben. Fordern Sie vor der Vorbereitung und Installation der Türen die entsprechende technische Zeichnung an.



| ART. | ◆ A | B | ∅ | D | E | F |
|----------------------|---------|---------|-------|-------|--------|-------|
| □ 2CQ.401.0095 .xx.1 | 950 mm | 975 mm | 25 mm | 65 mm | 100 mm | 75 mm |
| □ 2CQ.401.0095 .xx.2 | 950 mm | 975 mm | 25 mm | 65 mm | 100 mm | 75 mm |
| □ 2CQ.411.0120 .xx.1 | 1200 mm | 1230 mm | 30 mm | 70 mm | 120 mm | 90 mm |
| □ 2CQ.411.0120 .xx.2 | 1200 mm | 1230 mm | 30 mm | 70 mm | 120 mm | 90 mm |

| ART. | A | B | ∅ | D | H |
|--------------------|--------|--------|-------|-------|-------|
| 2CQ.621.0065 .xx | 650 mm | 680 mm | 30 mm | 75 mm | 25 mm |
| ▶ 2CQ.621.9999 .xx | | | 30 mm | 75 mm | 25 mm |

▶ Supporto aggiuntivo necessario per A > 1200 mm
 The additional support is necessary for A > 1200 mm

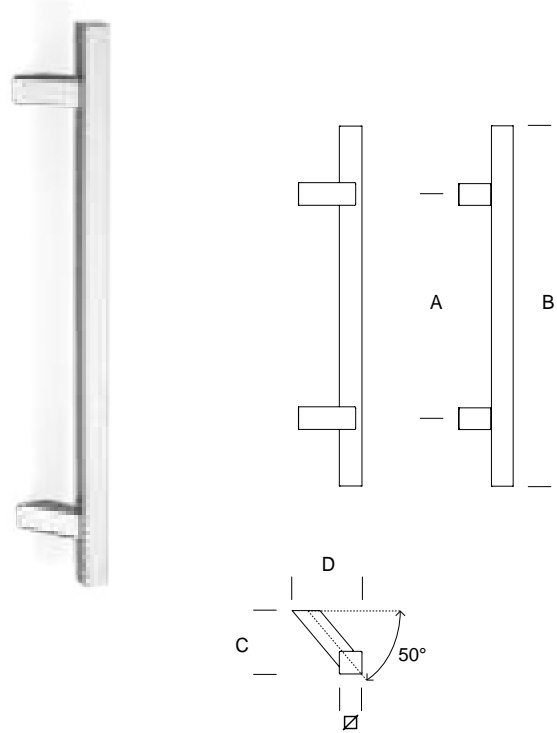
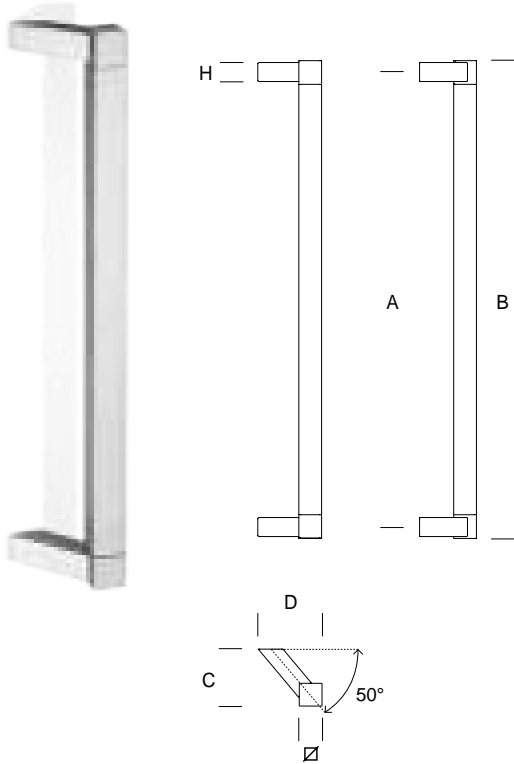
.XX = FINITURA
FINISH
FINITION
AFWERKING
AUSFÜHRUNG
page 384

FISSAGGI D
FIXING D
FIXATIONS D
BEFESTIGUNGEN D
BEVESTIGING D
page 390

◆
. 1 DESTRO RIGHT DROITE RECHTS
. 2 SINISTRO LEFT GAUCHE LINKS

□ = A RICHIESTA FINITURA ACCIAIO INOX VERNICIATO
ON REQUEST FINISH STAINLESS STEEL
POWDERCOATED
A LA DEMANDE FINITION ACIER INOXIDABLE LAQUÉ
AUF ANFRAGE AUSFÜHRUNGEN EDELSTAHL
ROSTFREI LACKIERT
OP AANVRAAG AFWERKINGEN ROESTVAST STAAL
GELAKT
page 384

I disegni riportati a catalogo sono indicativi degli ingombri.
Richiedere il disegno tecnico prima di effettuare le lavorazioni per l'installazione.
All dimensions in the catalog drawings are approximations.
Request the appropriate technical drawing before door preparation and installation.
Toutes les dimensions des dessins de catalogue sont approximatives. Demandez le dessin technique approprié avant la préparation et l'installation de la porte.
Alle Maße in den Katalogzeichnungen sind ungefähre Angaben. Fordern Sie vor der Vorbereitung und Installation der Türen die entsprechende technische Zeichnung an.



| ART. | A | B | ∅ | C | D | H |
|--------------------|--------|--------|-------|-------|-------|-------|
| 2CQ.621.065I .xx | 650 mm | 680 mm | 30 mm | 75 mm | 84 mm | 25 mm |
| ▶ 2CQ.621.999I .xx | | | 30 mm | 75 mm | 84 mm | 25 mm |

▶ Supporto aggiuntivo necessario per A > 1100 mm
The additional support is necessary for A > 1100 mm

| ART. | A | B | ∅ | C | D |
|---|--------|--------|-------|-------|-------|
| □ 2CQ.111.030I .xx | 300 mm | 450 mm | 25 mm | 70 mm | 79 mm |
| □ 2CQ.112.035I .xx | 350 mm | 500 mm | 25 mm | 70 mm | 79 mm |
| ▶ □ 2CQ.112.999I .xx | | | 25 mm | 70 mm | 79 mm |
| ▶ Supporto aggiuntivo necessario per A > 1100 mm The additional support is necessary for A > 1100 mm | | | | | |
| □ 2CQ.121.050I .xx | 500 mm | 650 mm | 30 mm | 75 mm | 84 mm |
| ▶ □ 2CQ.121.999I .xx | | | 30 mm | 75 mm | 84 mm |
| ▶ Supporto aggiuntivo necessario per A > 1100 mm The additional support is necessary for A > 1100 mm | | | | | |

.XX = FINITURA
FINISH
FINITION
AFWERKING
AUSFÜHRUNG
page 384

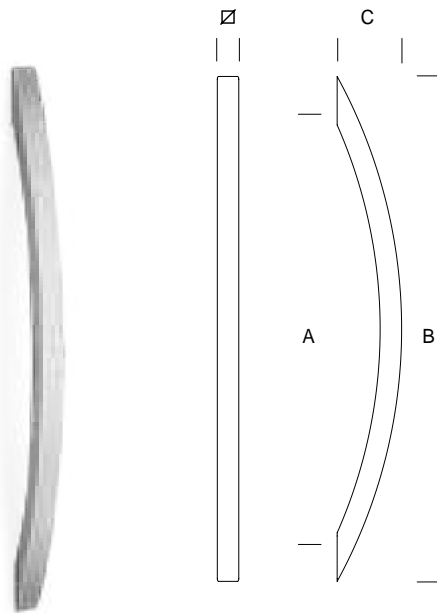
FISSAGGI I
FIXING I
FIXATIONS I
BEFESTIGUNGEN I
BEVESTIGING I
page 391

□ = A RICHIESTA FINITURA ACCIAIO INOX VERNICIATO
ON REQUEST FINISH STAINLESS STEEL
POWDERCOATED
A LA DEMANDE FINITION ACIER INOXIDABLE LAQUÉ
AUF ANFRAGE AUSFÜHRUNGEN EDELSTAHL
ROSTFREI LACKIERT
OP AANVRAAG AFWERKINGEN ROESTVAST STAAL
GELAKT
page 384

I disegni riportati a catalogo sono indicativi degli ingombri.
Richiedere il disegno tecnico prima di effettuare le lavorazioni per l'installazione.
All dimensions in the catalog drawings are approximations.
Request the appropriate technical drawing before door preparation and installation.
Toutes les dimensions des dessins de catalogue sont approximatives. Demandez le dessin technique approprié avant la préparation et l'installation de la porte.
Alle Maße in den Katalogzeichnungen sind ungefähre Angaben. Fordern Sie vor der Vorbereitung und Installation der Türen die entsprechende technische Zeichnung an.

P B A
PATENTED
DESIGN

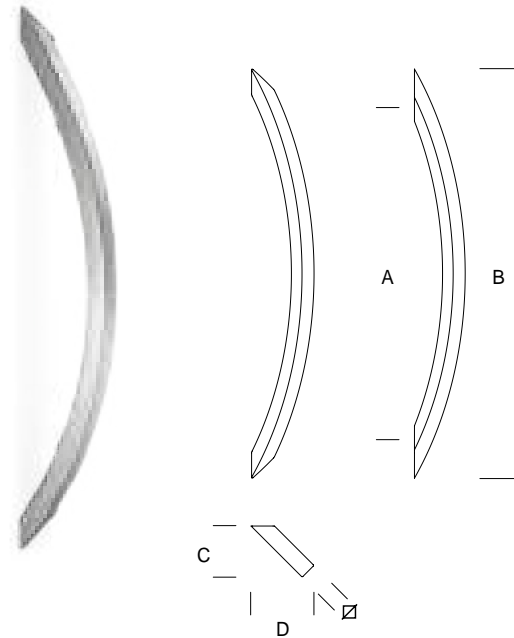
PATENT
002057901



| ART. | A | B | Ø | C |
|--------------------|--------|--------|-------|-------|
| □ 2CQ.061.0050 .xx | 500 mm | 587 mm | 25 mm | 75 mm |

P B A
PATENTED
DESIGN

PATENT
002079053



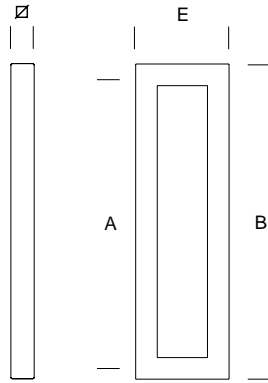
| ART. | A | B | Ø | C | D |
|--------------------|--------|--------|-------|-------|-------|
| □ 2CQ.051.0050 .xx | 500 mm | 617 mm | 25 mm | 77 mm | 94 mm |

.XX = FINITURA
FINISH
FINITION
AFWERKING
AUSFÜHRUNG
page 384

FISSAGGI I
FIXING I
FIXATIONS I
BEFESTIGUNGEN I
BEVESTIGING I
page 391

□ = A RICHIESTA FINITURA ACCIAIO INOX VERNICIATO
ON REQUEST FINISH STAINLESS STEEL
POWDERCOATED
A LA DEMANDE FINITION ACIER INOXIDABLE LAQUÉ
AUF ANFRAGE AUSFÜHRUNGEN EDELSTAHL
ROSTFREI LACKIERT
OP AANVRAAG AFWERKINGEN ROESTVAST STAAL
GELAKT
page 384

I disegni riportati a catalogo sono indicativi degli ingombri.
Richiedere il disegno tecnico prima di effettuare le lavorazioni per l'installazione.
All dimensions in the catalog drawings are approximations.
Request the appropriate technical drawing before door preparation and installation.
Toutes les dimensions des dessins de catalogue sont approximatives. Demandez le dessin technique approprié avant la préparation et l'installation de la porte.
Alle Maße in den Katalogzeichnungen sind ungefähre Angaben. Fordern Sie vor der Vorbereitung und Installation der Türen die entsprechende technische Zeichnung an.



| ART. | A | B | ∅ | E | * |
|------------------|--------|--------|-------|-------|---|
| 2CQ.701.0025 .xx | 250 mm | 265 mm | 15 mm | 70 mm | * |
| 2CQ.711.0020 .xx | 200 mm | 270 mm | 20 mm | 80 mm | |

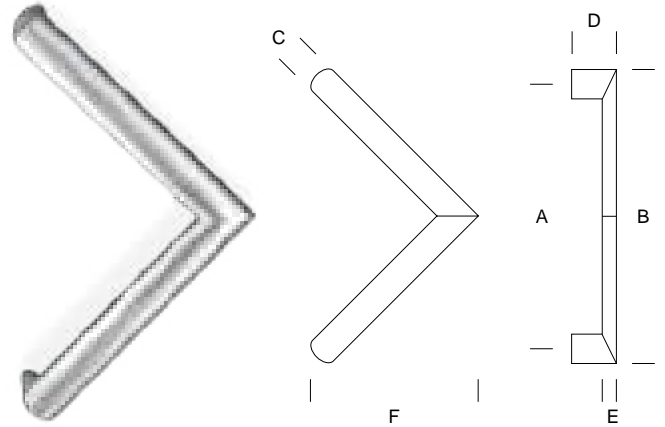
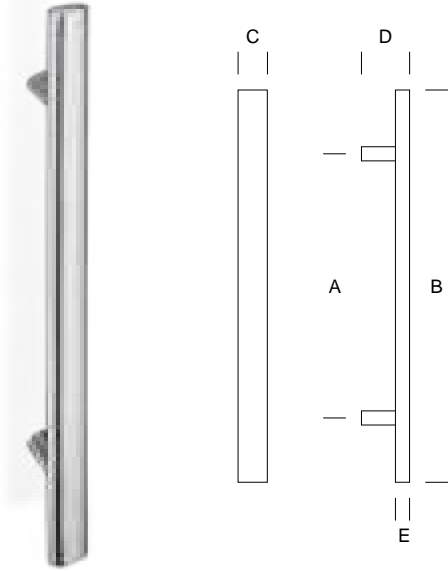
.XX = FINITURA
FINISH
FINITION
AFWERKING
AUSFÜHRUNG
page 384

FISSAGGI D
FIXING D
FIXATIONS D
BEFESTIGUNGEN D
BEVESTIGING D
page 390

* = FISSAGGI I
FIXING I
FIXATIONS I
BEFESTIGUNGEN I
BEVESTIGING I
page 391

I disegni riportati a catalogo sono indicativi degli ingombri.
Richiedere il disegno tecnico prima di effettuare le lavorazioni per l'installazione.
All dimensions in the catalog drawings are approximations.
Request the appropriate technical drawing before door preparation and installation.
Toutes les dimensions des dessins de catalogue sont approximatives. Demandez le dessin technique approprié avant la préparation et l'installation de la porte.
Alle Maße in den Katalogzeichnungen sind ungefähre Angaben. Fordern Sie vor der Vorbereitung und Installation der Türen die entsprechende technische Zeichnung an.





| ART. | A | B | C | D | E |
|------------------------|--------|--------|-------|-------|-------|
| • □ 2CE.011.0035 .xx | 350 mm | 520 mm | 40 mm | 65 mm | 20 mm |
| • □ 2CE.012.0055 .xx | 550 mm | 720 mm | 40 mm | 65 mm | 20 mm |
| ▶ • □ 2CE.012.9999 .xx | ☉ | ☉ | 40 mm | 65 mm | 20 mm |

Supporto aggiuntivo necessario per A > 1750 mm
The additional support is necessary for A > 1750 mm

| ART. | A | B | C | D | E | F |
|----------------------|--------|--------|-------|-------|-------|--------|
| • □ 2CE.021.0035 .xx | 350 mm | 380 mm | 40 mm | 60 mm | 20 mm | 220 mm |
| • □ 2CE.022.0042 .xx | 425 mm | 455 mm | 40 mm | 60 mm | 20 mm | 255 mm |

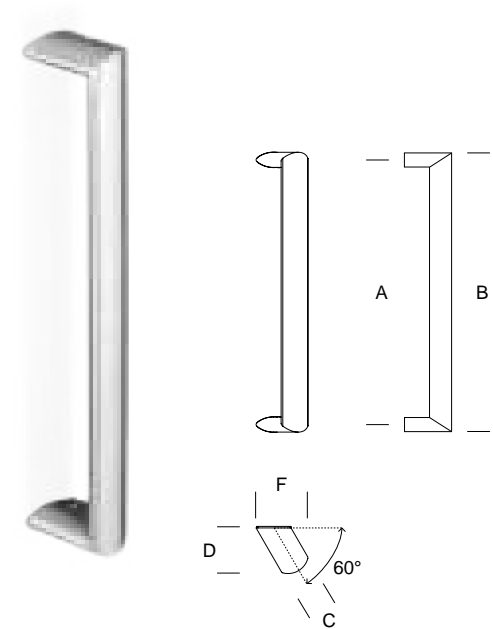
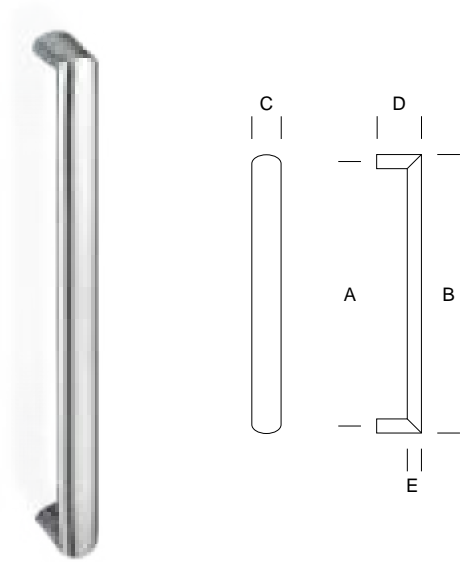
.XX = FINITURA
FINISH
FINITION
AFWERKING
AUSFÜHRUNG
page 384

FISSAGGI D
FIXING D
FIXATIONS D
BEFESTIGUNGEN D
BEVESTIGING D
page 390

• = A RICHIESTA FINITURA PVD
ON REQUEST FINISH PVD
A LA DEMANDE FINITION PVD
AUF ANFRAGE AUSFÜHRUNGEN PVD
OP AANVRAAG AFWERKINGEN PVD
page 384

□ = A RICHIESTA FINITURA ACCIAIO INOX VERNICIATO
ON REQUEST FINISH STAINLESS STEEL
POWDERCOATED
A LA DEMANDE FINITION ACIER INOXIDABLE LAQUÉ
AUF ANFRAGE AUSFÜHRUNGEN EDELSTAHL
ROSTFREI LACKIERT
OP AANVRAAG AFWERKINGEN ROESTVAST STAAL
GELAKT
page 384

I disegni riportati a catalogo sono indicativi degli ingombri.
Richiedere il disegno tecnico prima di effettuare le lavorazioni per l'installazione.
All dimensions in the catalog drawings are approximations.
Request the appropriate technical drawing before door preparation and installation.
Toutes les dimensions des dessins de catalogue sont approximatives. Demandez le dessin technique approprié avant la préparation et l'installation de la porte.
Alle Maße in den Katalogzeichnungen sind ungefähre Angaben. Fordern Sie vor der Vorbereitung und Installation der Türen die entsprechende technische Zeichnung an.



| ART. | A | B | C | D | E |
|----------------------|--------|--------|-------|-------|-------|
| • □ 2CE.001.0035 .xx | 350 mm | 370 mm | 40 mm | 60 mm | 20 mm |
| • □ 2CE.002.0065 .xx | 650 mm | 670 mm | 40 mm | 60 mm | 20 mm |

| ART. | A | B | C | D | F |
|----------------------|--------|--------|-------|-------|-------|
| • □ 2CE.031.0035 .xx | 350 mm | 370 mm | 40 mm | 60 mm | 69 mm |
| • □ 2CE.032.0065 .xx | 650 mm | 670 mm | 40 mm | 60 mm | 69 mm |

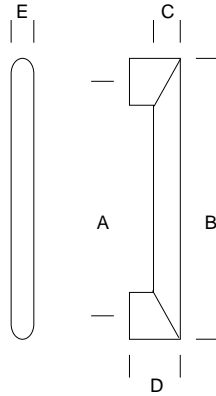

.XX = FINITURA
FINISH
FINITION
AFWERKING
AUSFÜHRUNG
page 384

FISSAGGI D
FIXING D
FIXATIONS D
BEFESTIGUNGEN D
BEVESTIGING D
page 390

• = A RICHIESTA FINITURA PVD
ON REQUEST FINISH PVD
A LA DEMANDE FINITION PVD
AUF ANFRAGE AUSFÜHRUNGEN PVD
OP AANVRAAG AFWERKINGEN PVD
page 384

□ = A RICHIESTA FINITURA ACCIAIO INOX VERNICIATO
ON REQUEST FINISH STAINLESS STEEL
POWDERCOATED
A LA DEMANDE FINITION ACIER INOXIDABLE LAQUÉ
AUF ANFRAGE AUSFÜHRUNGEN EDELSTAHL
ROSTFREI LACKIERT
OP AANVRAAG AFWERKINGEN ROESTVAST STAAL
GELAKT
page 384

I disegni riportati a catalogo sono indicativi degli ingombri.
Richiedere il disegno tecnico prima di effettuare le lavorazioni per l'installazione.
All dimensions in the catalog drawings are approximations.
Request the appropriate technical drawing before door preparation and installation.
Toutes les dimensions des dessins de catalogue sont approximatives. Demandez le dessin technique approprié avant la préparation et l'installation de la porte.
Alle Maße in den Katalogzeichnungen sind ungefähre Angaben. Fordern Sie vor der Vorbereitung und Installation der Türen die entsprechende technische Zeichnung an.



| ART. | A | B | C | D | E |
|----------------------|--------|--------|-------|-------|-------|
| • □ 2CE.041.0035 .xx | 350 mm | 390 mm | 40 mm | 65 mm | 20 mm |
| • □ 2CE.042.0065 .xx | 650 mm | 690 mm | 40 mm | 65 mm | 20 mm |

.XX = FINITURA
FINISH
FINITION
AFWERKING
AUSFÜHRUNG
page 384

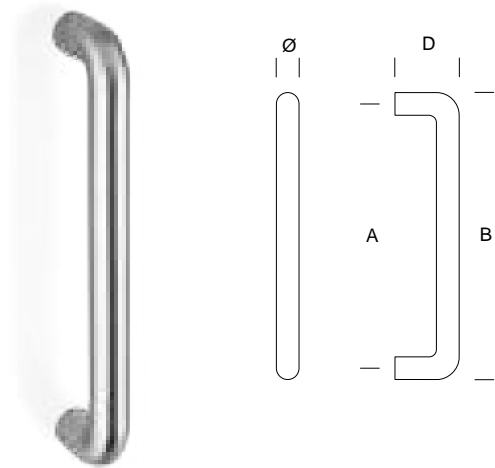
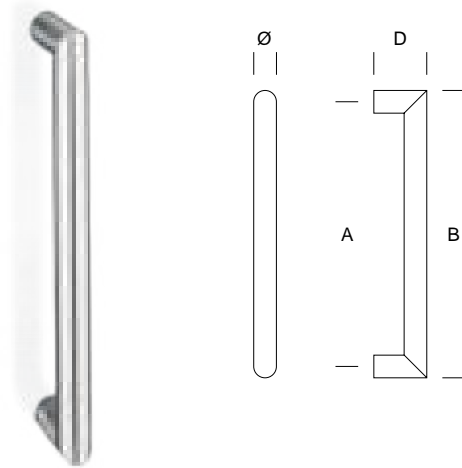
FISSAGGI D
FIXING D
FIXATIONS D
BEFESTIGUNGEN D
BEVESTIGING D
page 390

• = A RICHIESTA FINITURA PVD
ON REQUEST FINISH PVD
A LA DEMANDE FINITION PVD
AUF ANFRAGE AUSFÜHRUNGEN PVD
OP AANVRAAG AFWERKINGEN PVD
page 384

□ = A RICHIESTA FINITURA ACCIAIO INOX VERNICIATO
ON REQUEST FINISH STAINLESS STEEL
POWDERCOATED
A LA DEMANDE FINITION ACIER INOXIDABLE LAQUÉ
AUF ANFRAGE AUSFÜHRUNGEN EDELSTAHL
ROSTFREI LACKIERT
OP AANVRAAG AFWERKINGEN ROESTVAST STAAL
GELAKT
page 384

I disegni riportati a catalogo sono indicativi degli ingombri.
Richiedere il disegno tecnico prima di effettuare le lavorazioni per l'installazione.
All dimensions in the catalog drawings are approximations.
Request the appropriate technical drawing before door preparation and installation.
Toutes les dimensions des dessins de catalogue sont approximatives. Demandez le dessin technique approprié avant la préparation et l'installation de la porte.
Alle Maße in den Katalogzeichnungen sind ungefähre Angaben. Fordern Sie vor der Vorbereitung und Installation der Türen die entsprechende technische Zeichnung an.





| ART. | A | B | Ø | D |
|---|---------|---------|-------|-------|
| • □ 2CC.260.0020 .xx | 200 mm | 220 mm | 20 mm | 60 mm |
| ▶ • □ 2CC.260.9999 .xx | ☞ | ☞ | 20 mm | 60 mm |
| Supporto aggiuntivo necessario per A > 1000 mm The additional support is necessary for A > 1000 mm | | | | |
| • □ 2CC.265.0030 .xx | 300 mm | 325 mm | 25 mm | 65 mm |
| ▶ • □ 2CC.265.9999 .xx | ☞ | ☞ | 25 mm | 65 mm |
| Supporto aggiuntivo necessario per A > 1050 mm The additional support is necessary for A > 1050 mm | | | | |
| • □ 2CC.267.0035 .xx | 350 mm | 380 mm | 30 mm | 70 mm |
| ▶ • □ 2CC.267.9999 .xx | ☞ | ☞ | 30 mm | 70 mm |
| Supporto aggiuntivo necessario per A > 1550 mm The additional support is necessary for A > 1550 mm | | | | |
| • □ 2CC.268.0035 .xx | 350 mm | 385 mm | 35 mm | 75 mm |
| ▶ • □ 2CC.268.9999 .xx | ☞ | ☞ | 35 mm | 75 mm |
| Supporto aggiuntivo necessario per A > 1750 mm The additional support is necessary for A > 1750 mm | | | | |
| • □ 2CC.166.0100 .xx | 1000 mm | 1040 mm | 40 mm | 90 mm |
| ▶ • □ 2CC.166.9999 .xx | ☞ | ☞ | 40 mm | 90 mm |
| Supporto aggiuntivo necessario per A > 2200 mm The additional support is necessary for A > 2200 mm | | | | |

| ART. | A | B | Ø | D | * |
|---|---------|---------|-------|-------|----------|
| • □ 2CC.001.0012 .xx | 125 mm | 141 mm | 16 mm | 60 mm | * |
| • □ 2CC.002.0020 .xx | 200 mm | 216 mm | 16 mm | 60 mm | * |
| • □ 2CC.003.0025 .xx | 250 mm | 266 mm | 16 mm | 60 mm | * |
| • □ 2CC.004.0030 .xx | 300 mm | 316 mm | 16 mm | 60 mm | * |
| • □ 2CC.005.0035 .xx | 350 mm | 366 mm | 16 mm | 60 mm | * |
| • □ 2CC.006.0065 .xx | 650 mm | 666 mm | 16 mm | 60 mm | * |
| ▶ • □ 2CC.006.9999 .xx | ☞ | ☞ | 16 mm | 60 mm | * |
| Supporto aggiuntivo necessario per A > 900 mm The additional support is necessary for A > 900 mm | | | | | |
| • □ 2CC.270.0020 .xx | 200 mm | 220 mm | 20 mm | 65 mm | |
| • □ 2CC.271.0025 .xx | 250 mm | 270 mm | 20 mm | 65 mm | |
| • □ 2CC.272.0030 .xx | 300 mm | 320 mm | 20 mm | 65 mm | |
| • □ 2CC.273.0035 .xx | 350 mm | 370 mm | 20 mm | 65 mm | |
| ▶ • □ 2CC.273.9999 .xx | ☞ | ☞ | 20 mm | 65 mm | |
| Supporto aggiuntivo necessario per A > 1000 mm The additional support is necessary for A > 1000 mm | | | | | |
| • □ 2CD.205.0020 .xx | 200 mm | 225 mm | 25 mm | 70 mm | |
| □ 2CD.229.0025 .xx | 250 mm | 275 mm | 25 mm | 70 mm | |
| □ 2CD.230.0030 .xx | 300 mm | 325 mm | 25 mm | 70 mm | |
| □ 2CD.231.0035 .xx | 350 mm | 375 mm | 25 mm | 70 mm | |
| ▶ • □ 2CD.231.9999 .xx | ☞ | ☞ | 25 mm | 70 mm | |
| Supporto aggiuntivo necessario per A > 1050 mm The additional support is necessary for A > 1050 mm | | | | | |
| • □ 2CD.212.0023 .xx | 230 mm | 260 mm | 30 mm | 75 mm | |
| □ 2CD.206.0030 .xx | 300 mm | 330 mm | 30 mm | 75 mm | ONLY PVD |
| • □ 2CC.206.0030 .xx | 300 mm | 330 mm | 30 mm | 75 mm | |
| □ 2CD.213.0032 .xx | 320 mm | 350 mm | 30 mm | 75 mm | |
| □ 2CD.244.0035 .xx | 350 mm | 380 mm | 30 mm | 75 mm | |
| □ 2CD.245.0065 .xx | 650 mm | 680 mm | 30 mm | 75 mm | |
| ▶ • □ 2CD.245.9999 .xx | ☞ | ☞ | 30 mm | 75 mm | |
| Supporto aggiuntivo necessario per A > 1550 mm The additional support is necessary for A > 1550 mm | | | | | |
| • □ 2CD.219.0035 .xx | 350 mm | 385 mm | 35 mm | 80 mm | |
| • □ 2CC.219.0035 .xx | 350 mm | 385 mm | 35 mm | 80 mm | ONLY PVD |
| □ 2CD.256.0065 .xx | 650 mm | 685 mm | 35 mm | 80 mm | |
| ▶ • □ 2CD.256.9999 .xx | ☞ | ☞ | 35 mm | 80 mm | |
| Supporto aggiuntivo necessario per A > 1750 mm The additional support is necessary for A > 1750 mm | | | | | |
| • □ 2CC.160.0100 .xx | 1000 mm | 1040 mm | 40 mm | 90 mm | |
| ▶ • □ 2CC.160.9999 .xx | ☞ | ☞ | 40 mm | 90 mm | |
| Supporto aggiuntivo necessario per A > 2200 mm The additional support is necessary for A > 2200 mm | | | | | |

.XX = FINITURA
FINISH
FINITION
AFWERKING
AUSFÜHRUNG
page 384

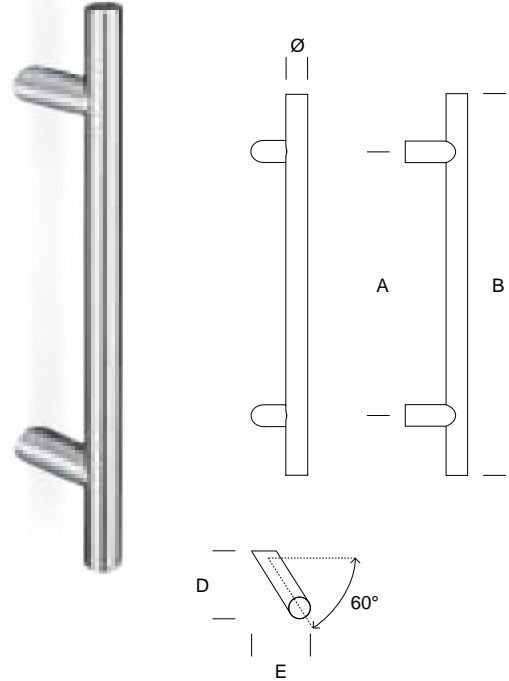
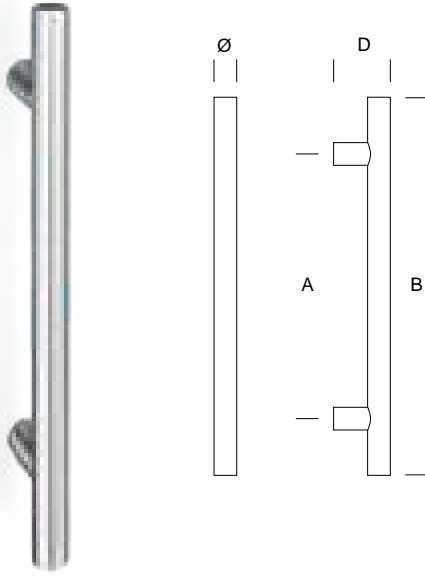
FISSAGGI D
FIXING D
FIXATIONS D
BEFESTIGUNGEN D
BEVESTIGING D
page 390

* = FISSAGGI I
FIXING I
FIXATIONS I
BEFESTIGUNGEN I
BEVESTIGING I
page 391

• = A RICHIESTA FINITURA PVD
ON REQUEST FINISH PVD
A LA DEMANDE FINITION PVD
AUF ANFRAGE AUSFÜHRUNGEN PVD
OP AANVRAAG AFWERKINGEN PVD
page 384

□ = A RICHIESTA FINITURA ACCIAIO INOX VERNICIATO
ON REQUEST FINISH STAINLESS STEEL
POWDERCOATED
A LA DEMANDE FINITION ACIER INOXIDABLE LAQUÉ
AUF ANFRAGE AUSFÜHRUNGEN EDELSTAHL
ROSTFREI LACKIERT
OP AANVRAAG AFWERKINGEN ROESTVAST
STAAL GELAKT
page 384

I disegni riportati a catalogo sono indicativi degli ingombri.
Richiedere il disegno tecnico prima di effettuare le lavorazioni per l'installazione.
All dimensions in the catalog drawings are approximations.
Request the appropriate technical drawing before door preparation and installation.
Toutes les dimensions des dessins de catalogue sont approximatives. Demandez le dessin technique approprié avant la préparation et l'installation de la porte.
Alle Maße in den Katalogzeichnungen sind ungefähre Angaben. Fordern Sie vor der Vorbereitung und Installation der Türen die entsprechende technische Zeichnung an.



| ART. | A | B | Ø | D | * |
|---|---------|---------|-------|-------|---|
| • □ 2CC.010.0020 .xx | 200 mm | 350 mm | 16 mm | 58 mm | * |
| • □ 2CC.011.0025 .xx | 250 mm | 400 mm | 16 mm | 58 mm | * |
| ▶ • □ 2CC.011.9999 .xx | ☉ | ☉ | 16 mm | 58 mm | * |
| ▶ Supporto aggiuntivo necessario per A > 900 mm The additional support is necessary for A > 900 mm | | | | | |
| • □ 2CC.285.0025 .xx | 250 mm | 400 mm | 20 mm | 65 mm | |
| • □ 2CC.286.0030 .xx | 300 mm | 450 mm | 20 mm | 65 mm | |
| ▶ • □ 2CC.286.9999 .xx | ☉ | ☉ | 20 mm | 65 mm | |
| ▶ Supporto aggiuntivo necessario per A > 1000 mm The additional support is necessary for A > 1000 mm | | | | | |
| • □ 2CC.242.0025 .xx | 250 mm | 400 mm | 25 mm | 70 mm | |
| • □ 2CC.243.0030 .xx | 300 mm | 450 mm | 25 mm | 70 mm | |
| ▶ • □ 2CC.243.9999 .xx | ☉ | ☉ | 25 mm | 70 mm | |
| ▶ Supporto aggiuntivo necessario per A > 1050 mm The additional support is necessary for A > 1050 mm | | | | | |
| • □ 2CC.252.0030 .xx | 300 mm | 450 mm | 30 mm | 75 mm | |
| • □ 2CC.253.0035 .xx | 350 mm | 500 mm | 30 mm | 75 mm | |
| ▶ • □ 2CC.253.9999 .xx | ☉ | ☉ | 30 mm | 75 mm | |
| ▶ Supporto aggiuntivo necessario per A > 1550 mm The additional support is necessary for A > 1550 mm | | | | | |
| • □ 2CC.225.0035 .xx | 350 mm | 520 mm | 35 mm | 80 mm | |
| • □ 2CC.226.0055 .xx | 550 mm | 720 mm | 35 mm | 80 mm | |
| ▶ • □ 2CC.226.9999 .xx | ☉ | ☉ | 35 mm | 80 mm | |
| ▶ Supporto aggiuntivo necessario per A > 1750 mm The additional support is necessary for A > 1750 mm | | | | | |
| 2CC.296.0100 .xx | 1000 mm | 1200 mm | 40 mm | 85 mm | |
| ▶ 2CC.296.9999 .xx | ☉ | ☉ | 40 mm | 85 mm | |
| ▶ Supporto aggiuntivo necessario per A > 2200 mm The additional support is necessary for A > 2200 mm | | | | | |

| ART. | A | B | Ø | D | E |
|---|--------|--------|-------|-------|-------|
| • □ 2CC.242.0251 .xx | 250 mm | 400 mm | 25 mm | 84 mm | 68 mm |
| • □ 2CC.243.0301 .xx | 300 mm | 450 mm | 25 mm | 84 mm | 68 mm |
| ▶ • □ 2CC.243.9991 .xx | ☉ | ☉ | 25 mm | 84 mm | 68 mm |
| ▶ Supporto aggiuntivo necessario per A > 1050 mm The additional support is necessary for A > 1050 mm | | | | | |
| • □ 2CC.252.0301 .xx | 300 mm | 450 mm | 30 mm | 88 mm | 74 mm |
| • □ 2CC.253.0351 .xx | 350 mm | 500 mm | 30 mm | 88 mm | 74 mm |
| ▶ • □ 2CC.253.9991 .xx | ☉ | ☉ | 30 mm | 88 mm | 74 mm |
| ▶ Supporto aggiuntivo necessario per A > 1550 mm The additional support is necessary for A > 1550 mm | | | | | |

.XX = FINITURA
FINISH
FINITION
AFWERKING
AUSFÜHRUNG
page 384

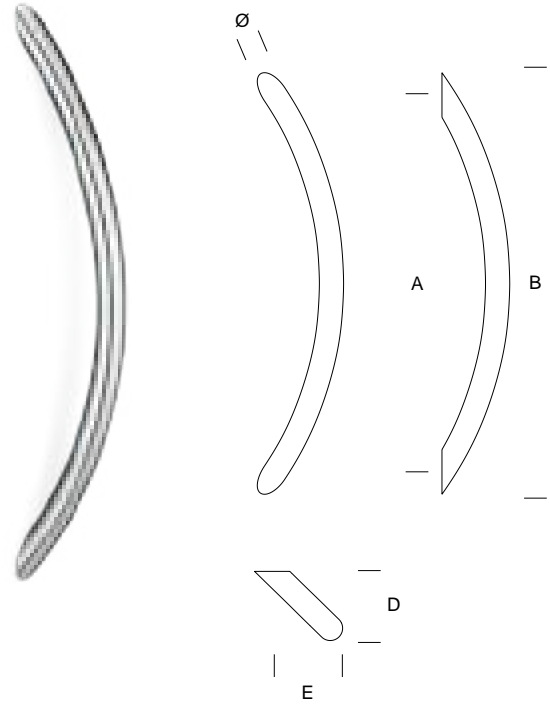
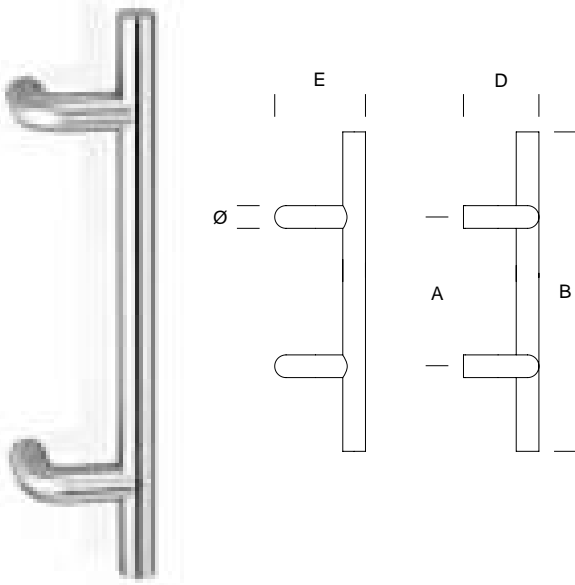
FISSAGGI D
FIXING D
FIXATIONS D
BEFESTIGUNGEN D
BEVESTIGING D
page 390

* = FISSAGGI I
FIXING I
FIXATIONS I
BEFESTIGUNGEN I
BEVESTIGING I
page 391

• = A RICHIESTA FINITURA PVD
ON REQUEST FINISH PVD
A LA DEMANDE FINITION PVD
AUF ANFRAGE AUSFÜHRUNGEN PVD
OP AANVRAAG AFWERKINGEN PVD
page 384

□ = A RICHIESTA FINITURA ACCIAIO INOX VERNICIATO
ON REQUEST FINISH STAINLESS STEEL
POWDERCOATED
A LA DEMANDE FINITION ACIER INOXIDABLE LAQUÉ
AUF ANFRAGE AUSFÜHRUNGEN EDELSTAHL
ROSTFREI LACKIERT
OP AANVRAAG AFWERKINGEN ROESTVAST
STAAL GELAKT
page 384

I disegni riportati a catalogo sono indicativi degli ingombri.
Richiedere il disegno tecnico prima di effettuare le lavorazioni per l'installazione.
All dimensions in the catalog drawings are approximations.
Request the appropriate technical drawing before door preparation and installation.
Toutes les dimensions des dessins de catalogue sont approximatives. Demandez le dessin technique approprié avant la préparation et l'installation de la porte.
Alle Maße in den Katalogzeichnungen sind ungefähre Angaben. Fordern Sie vor der Vorbereitung und Installation der Türen die entsprechende technische Zeichnung an.



| ART. | A | B | Ø | D | E |
|---|--------|--------|-------|-------|--------|
| • □ 2CC.291.0025 .xx | 250 mm | 400 mm | 20 mm | 65 mm | 80 mm |
| ▶• □ 2CC.291.9999 .xx | ☉ | ☉ | 20 mm | 65 mm | 80 mm |
| ▶ Supporto aggiuntivo necessario per A > 1000 mm The additional support is necessary for A > 1000 mm | | | | | |
| • □ 2CD.292.0030 .xx | 300 mm | 450 mm | 25 mm | 70 mm | 100 mm |
| ▶• □ 2CD.292.9999 .xx | ☉ | ☉ | 25 mm | 70 mm | 100 mm |
| ▶ Supporto aggiuntivo necessario per A > 1200 mm The additional support is necessary for A > 1200 mm | | | | | |
| • □ 2CD.293.0030 .xx | 300 mm | 450 mm | 30 mm | 75 mm | 110 mm |
| ▶• □ 2CD.293.9999 .xx | ☉ | ☉ | 30 mm | 75 mm | 110 mm |
| ▶ Supporto aggiuntivo necessario per A > 1200 mm The additional support is necessary for A > 1200 mm | | | | | |
| • □ 2CD.294.0035 .xx | 350 mm | 500 mm | 35 mm | 80 mm | 120 mm |
| ▶• □ 2CD.294.9999 .xx | ☉ | ☉ | 35 mm | 80 mm | 120 mm |
| ▶ Supporto aggiuntivo necessario per A > 1200 mm The additional support is necessary for A > 1200 mm | | | | | |

| ART. | A | B | Ø | D | E | * |
|--------------------|--------|--------|-------|-------|-------|---|
| • 2CC.031.0025 .xx | 250 mm | 295 mm | 20 mm | 50 mm | 70 mm | * |
| • 2CC.032.0030 .xx | 300 mm | 350 mm | 20 mm | 60 mm | 70 mm | * |
| • 2CC.041.0030 .xx | 300 mm | 355 mm | 25 mm | 65 mm | 90 mm | * |
| • 2CC.042.0040 .xx | 400 mm | 475 mm | 25 mm | 70 mm | 95 mm | * |
| • 2CC.051.0050 .xx | 500 mm | 610 mm | 30 mm | 75 mm | 95 mm | |
| • 2CC.052.0070 .xx | 700 mm | 855 mm | 30 mm | 75 mm | 95 mm | |

.XX = FINITURA
FINISH
FINITION
AFWERKING
AUSFÜHRUNG
page 384

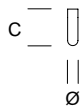
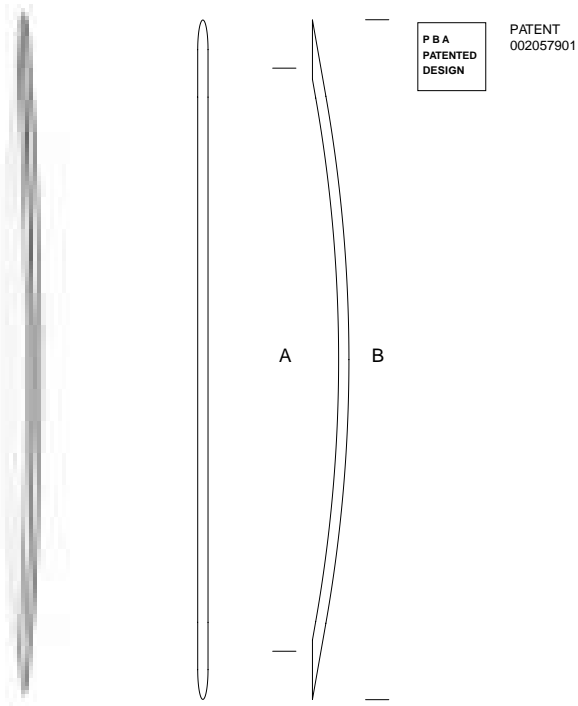
FISSAGGI D
FIXING D
FIXATIONS D
BEFESTIGUNGEN D
BEVESTIGING D
page 390

* = FISSAGGI I
FIXING I
FIXATIONS I
BEFESTIGUNGEN I
BEVESTIGING I
page 391

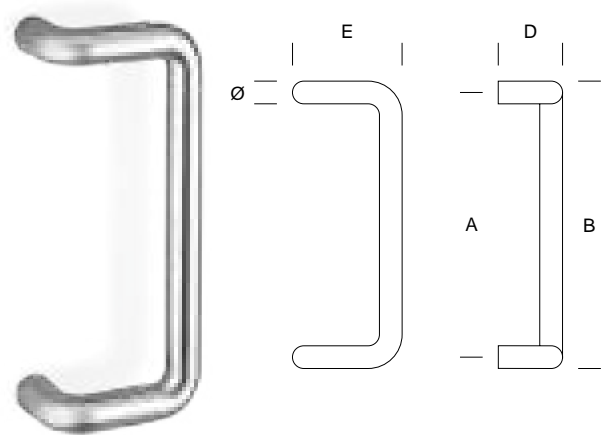
• = A RICHIESTA FINITURA PVD
ON REQUEST FINISH PVD
A LA DEMANDE FINITION PVD
AUF ANFRAGE AUSFÜHRUNGEN PVD
OP AANVRAAG AFWERKINGEN PVD
page 384

□ = A RICHIESTA FINITURA ACCIAIO INOX VERNICIATO
ON REQUEST FINISH STAINLESS STEEL
POWDERCOATED
A LA DEMANDE FINITION ACIER INOXIDABLE LAQUÉ
AUF ANFRAGE AUSFÜHRUNGEN EDELSTAHL
ROSTFREI LACKIERT
OP AANVRAAG AFWERKINGEN ROESTVAST
STAAL GELAKT
page 384

I disegni riportati a catalogo sono indicativi degli ingombri.
Richiedere il disegno tecnico prima di effettuare le lavorazioni per l'installazione.
All dimensions in the catalog drawings are approximations.
Request the appropriate technical drawing before door preparation and installation.
Toutes les dimensions des dessins de catalogue sont approximatives. Demandez le dessin technique approprié avant la préparation et l'installation de la porte.
Alle Maße in den Katalogzeichnungen sind ungefähre Angaben. Fordern Sie vor der Vorbereitung und Installation der Türen die entsprechende technische Zeichnung an.



| ART. | A | B | Ø | C |
|--------------------|---------|---------|-------|--------|
| □ 2CC.063.0170 .xx | 1700 mm | 1970 mm | 30 mm | 110 mm |
| □ 2CC.061.0050 .xx | 500 mm | 610 mm | 30 mm | 80 mm |



| ART. | A | B | Ø | D | E |
|---|--------|--------|-------|-------|--------|
| • □ 2CC.274.0020 .xx | 200 mm | 220 mm | 20 mm | 65 mm | 110 mm |
| • □ 2CC.275.0025 .xx | 250 mm | 270 mm | 20 mm | 65 mm | 110 mm |
| • □ 2CC.276.0030 .xx | 300 mm | 320 mm | 20 mm | 65 mm | 110 mm |
| • □ 2CC.277.0035 .xx | 350 mm | 370 mm | 20 mm | 65 mm | 110 mm |
| • □ 2CC.277.9999 .xx | | | 20 mm | 65 mm | 110 mm |
| ▶ Supporto aggiuntivo necessario per A > 1000 mm The additional support is necessary for A > 1000 mm | | | | | |
| □ 2CD.207.0020 .xx | 200 mm | 225 mm | 25 mm | 70 mm | 125 mm |
| □ 2CD.232.0025 .xx | 250 mm | 275 mm | 25 mm | 70 mm | 125 mm |
| □ 2CD.233.0030 .xx | 300 mm | 325 mm | 25 mm | 70 mm | 125 mm |
| □ 2CD.234.0035 .xx | 350 mm | 375 mm | 25 mm | 70 mm | 125 mm |
| ▶ □ 2CD.234.9999 .xx | | | 25 mm | 70 mm | 125 mm |
| ▶ Supporto aggiuntivo necessario per A > 1050 mm The additional support is necessary for A > 1050 mm | | | | | |
| □ 2CD.214.0023 .xx | 230 mm | 260 mm | 30 mm | 75 mm | 135 mm |
| □ 2CD.259.0030 .xx | 300 mm | 330 mm | 30 mm | 75 mm | 135 mm |
| • □ 2CC.259.0030 .xx | 300 mm | 330 mm | 30 mm | 75 mm | 135 mm |
| □ 2CD.215.0032 .xx | 320 mm | 350 mm | 30 mm | 75 mm | 135 mm |
| □ 2CD.246.0035 .xx | 350 mm | 380 mm | 30 mm | 75 mm | 135 mm |
| □ 2CD.247.0065 .xx | 650 mm | 680 mm | 30 mm | 75 mm | 135 mm |
| ▶ □ 2CD.247.9999 .xx | | | 30 mm | 75 mm | 135 mm |
| ▶ Supporto aggiuntivo necessario per A > 1550 mm The additional support is necessary for A > 1550 mm | | | | | |
| □ 2CD.220.0035 .xx | 350 mm | 385 mm | 35 mm | 80 mm | 145 mm |
| • □ 2CC.220.0035 .xx | 350 mm | 385 mm | 35 mm | 80 mm | 145 mm |
| □ 2CD.257.0065 .xx | 650 mm | 685 mm | 35 mm | 80 mm | 145 mm |
| ▶ □ 2CD.257.9999 .xx | | | 35 mm | 80 mm | 145 mm |
| ▶ Supporto aggiuntivo necessario per A > 1750 mm The additional support is necessary for A > 1750 mm | | | | | |

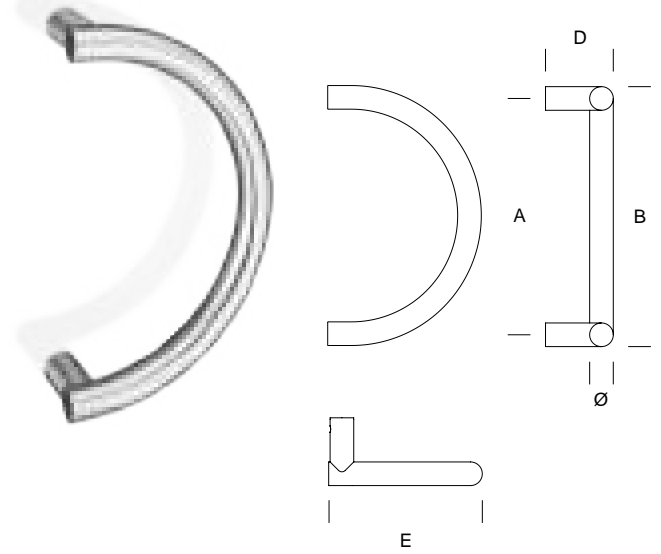
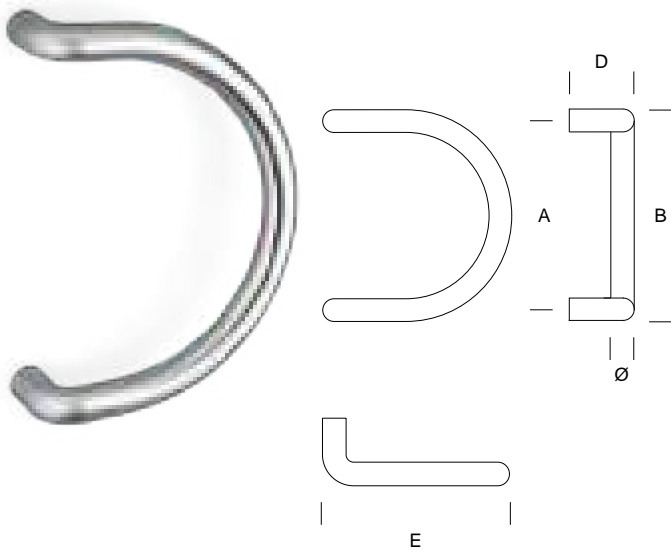
.XX = FINITURA
FINISH
FINITION
AFWERKING
AUSFÜHRUNG
page 384

FISSAGGI D
FIXING D
FIXATIONS D
BEVESTIGINGEN D
BEVESTIGING D
page 390

• = A RICHIESTA FINITURA PVD
ON REQUEST FINISH PVD
A LA DEMANDE FINITION PVD
AUF ANFRAGE AUSFÜHRUNGEN PVD
OP AANVRAAG AFWERKINGEN PVD
page 384

□ = A RICHIESTA FINITURA ACCIAIO INOX VERNICIATO
ON REQUEST FINISH STAINLESS STEEL
POWDERCOATED
A LA DEMANDE FINITION ACIER INOXIDABLE LAQUÉ
AUF ANFRAGE AUSFÜHRUNGEN EDELSTAHL
ROSTFREI LACKIERT
OP AANVRAAG AFWERKINGEN ROESTVAST STAAL
GELAKT
page 384

I disegni riportati a catalogo sono indicativi degli ingombri.
Richiedere il disegno tecnico prima di effettuare le lavorazioni per l'installazione.
All dimensions in the catalog drawings are approximations.
Request the appropriate technical drawing before door preparation and installation.
Toutes les dimensions des dessins de catalogue sont approximatives. Demandez le dessin technique approprié avant la préparation et l'installation de la porte.
Alle Maße in den Katalogzeichnungen sind ungefähre Angaben. Fordern Sie vor der Vorbereitung und Installation der Türen die entsprechende technische Zeichnung an.



| ART. | A | B | Ø | D | E | |
|----------------------|--------|--------|-------|-------|--------|----------|
| • □ 2CC.278.0025 .xx | 250 mm | 270 mm | 20 mm | 65 mm | 195 mm | |
| • □ 2CC.279.0030 .xx | 300 mm | 320 mm | 20 mm | 65 mm | 215 mm | |
| □ 2CD.208.0015 .xx | 150 mm | 175 mm | 25 mm | 70 mm | 150 mm | |
| □ 2CD.235.0025 .xx | 250 mm | 275 mm | 25 mm | 70 mm | 215 mm | |
| □ 2CD.236.0030 .xx | 300 mm | 325 mm | 25 mm | 70 mm | 230 mm | |
| □ 2CD.216.0023 .xx | 230 mm | 260 mm | 30 mm | 75 mm | 210 mm | |
| □ 2CD.248.0025 .xx | 250 mm | 280 mm | 30 mm | 75 mm | 220 mm | |
| □ 2CD.223.0030 .xx | 300 mm | 330 mm | 30 mm | 75 mm | 260 mm | |
| • □ 2CC.223.0030 .xx | 300 mm | 330 mm | 30 mm | 75 mm | 260 mm | ONLY PVD |
| □ 2CD.224.0035 .xx | 350 mm | 380 mm | 30 mm | 75 mm | 265 mm | |
| □ 2CD.221.0035 .xx | 350 mm | 385 mm | 35 mm | 80 mm | 285 mm | |
| • □ 2CC.221.0035 .xx | 350 mm | 385 mm | 35 mm | 80 mm | 285 mm | ONLY PVD |

| ART. | A | B | Ø | D | E |
|----------------------|--------|--------|-------|-------|--------|
| • □ 2CC.280.0025 .xx | 250 mm | 270 mm | 20 mm | 65 mm | 160 mm |
| • □ 2CC.281.0030 .xx | 300 mm | 320 mm | 20 mm | 65 mm | 180 mm |
| • □ 2CC.237.0025 .xx | 250 mm | 275 mm | 25 mm | 70 mm | 160 mm |
| • □ 2CC.238.0030 .xx | 300 mm | 325 mm | 25 mm | 70 mm | 180 mm |
| • □ 2CC.249.0025 .xx | 250 mm | 280 mm | 30 mm | 75 mm | 160 mm |
| • □ 2CC.250.0030 .xx | 300 mm | 330 mm | 30 mm | 75 mm | 180 mm |
| • □ 2CC.258.0035 .xx | 350 mm | 385 mm | 35 mm | 80 mm | 210 mm |

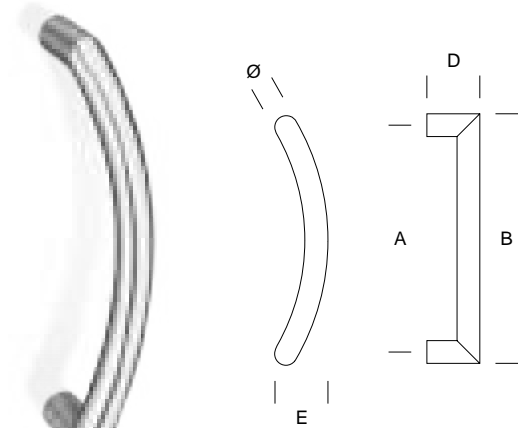
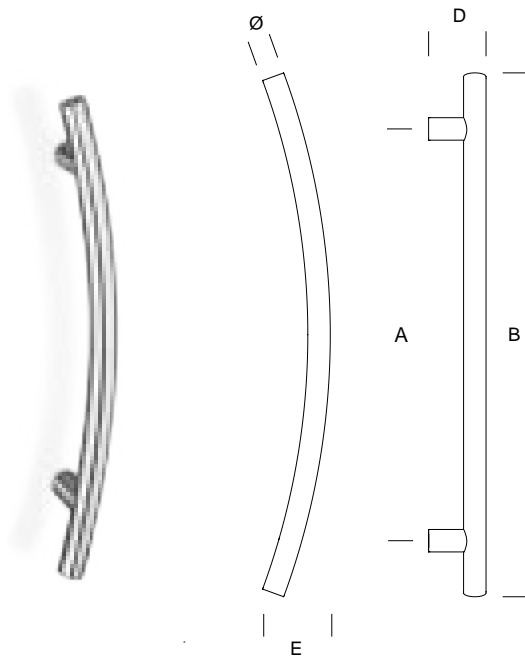
.XX = FINITURA
FINISH
FINITION
AFWERKING
AUSFÜHRUNG
page 384

FISSAGGI D
FIXING D
FIXATIONS D
BEFESTIGUNGEN D
BEVESTIGING D
page 390

• = A RICHIESTA FINITURA PVD
ON REQUEST FINISH PVD
A LA DEMANDE FINITION PVD
AUF ANFRAGE AUSFÜHRUNGEN PVD
OP AANVRAAG AFWERKINGEN PVD
page 384

□ = A RICHIESTA FINITURA ACCIAIO INOX VERNICIATO
ON REQUEST FINISH STAINLESS STEEL
POWDERCOATED
A LA DEMANDE FINITION ACIER INOXIDABLE LAQUÉ
AUF ANFRAGE AUSFÜHRUNGEN EDELSTAHL
ROSTFREI LACKIERT
OP AANVRAAG AFWERKINGEN ROESTVAST STAAL
GELAKT
page 384

I disegni riportati a catalogo sono indicativi degli ingombri.
Richiedere il disegno tecnico prima di effettuare le lavorazioni per l'installazione.
All dimensions in the catalog drawings are approximations.
Request the appropriate technical drawing before door preparation and installation.
Toutes les dimensions des dessins de catalogue sont approximatives. Demandez le dessin technique approprié avant la préparation et l'installation de la porte.
Alle Maße in den Katalogzeichnungen sind ungefähre Angaben. Fordern Sie vor der Vorbereitung und Installation der Türen die entsprechende technische Zeichnung an.



| ART. | A | B | Ø | D | E |
|----------------------|--------|--------|-------|-------|-------|
| • □ 2CC.150.0035 .xx | 350 mm | 500 mm | 25 mm | 72 mm | 65 mm |
| • □ 2CC.151.0045 .xx | 450 mm | 600 mm | 25 mm | 72 mm | 70 mm |
| • □ 2CC.152.0045 .xx | 450 mm | 600 mm | 30 mm | 77 mm | 70 mm |
| • □ 2CC.153.0055 .xx | 550 mm | 700 mm | 30 mm | 77 mm | 90 mm |

| ART. | A | B | Ø | D | E |
|----------------------|--------|--------|-------|-------|--------|
| • □ 2CC.263.0030 .xx | 300 mm | 320 mm | 20 mm | 62 mm | 60 mm |
| • □ 2CC.261.0025 .xx | 250 mm | 275 mm | 25 mm | 65 mm | 60 mm |
| • □ 2CC.262.0050 .xx | 500 mm | 525 mm | 25 mm | 65 mm | 90 mm |
| • □ 2CC.201.0030 .xx | 300 mm | 330 mm | 30 mm | 70 mm | 70 mm |
| • □ 2CC.227.0035 .xx | 350 mm | 380 mm | 30 mm | 70 mm | 85 mm |
| • □ 2CC.264.0050 .xx | 500 mm | 530 mm | 30 mm | 70 mm | 110 mm |
| • □ 2CC.202.0060 .xx | 600 mm | 630 mm | 30 mm | 70 mm | 105 mm |
| • □ 2CC.203.0035 .xx | 350 mm | 385 mm | 35 mm | 75 mm | 80 mm |
| • □ 2CC.204.0070 .xx | 700 mm | 735 mm | 35 mm | 75 mm | 125 mm |

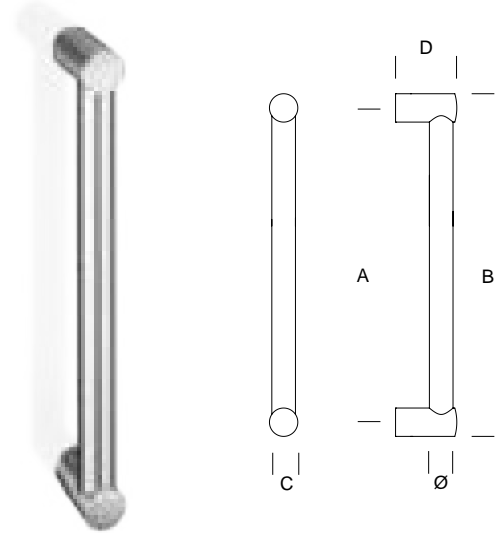
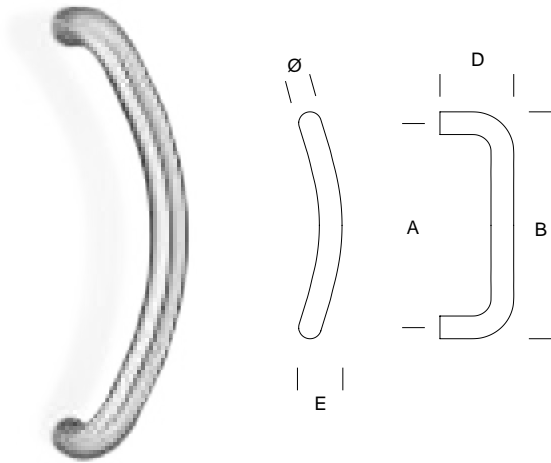
.XX = FINITURA
FINISH
FINITION
AFWERKING
AUSFÜHRUNG
page 384

FISSAGGI D
FIXING D
FIXATIONS D
BEVESTIGING D
BEVESTIGUNG D
page 390

• = A RICHIESTA FINITURA PVD
ON REQUEST FINISH PVD
A LA DEMANDE FINITION PVD
AUF ANFRAGE AUSFÜHRUNGEN PVD
OP AANVRAAG AFWERKINGEN PVD
page 384

□ = A RICHIESTA FINITURA ACCIAIO INOX VERNICIATO
ON REQUEST FINISH STAINLESS STEEL
POWDERCOATED
A LA DEMANDE FINITION ACIER INOXIDABLE LAQUÉ
AUF ANFRAGE AUSFÜHRUNGEN EDELSTAHL
ROSTFREI LACKIERT
OP AANVRAAG AFWERKINGEN ROESTVAST STAAL
GELAKT
page 384

I disegni riportati a catalogo sono indicativi degli ingombri.
Richiedere il disegno tecnico prima di effettuare le lavorazioni per l'installazione.
All dimensions in the catalog drawings are approximations.
Request the appropriate technical drawing before door preparation and installation.
Toutes les dimensions des dessins de catalogue sont approximatives. Demandez le dessin technique approprié avant la préparation et l'installation de la porte.
Alle Maße in den Katalogzeichnungen sind ungefähre Angaben. Fordern Sie vor der Vorbereitung und Installation der Türen die entsprechende technische Zeichnung an.



| ART. | A | B | Ø | D | E |
|----------------------|--------|--------|-------|-------|-------|
| • □ 2CC.101.0018 .xx | 180 mm | 200 mm | 20 mm | 65 mm | 50 mm |
| • □ 2CC.102.0023 .xx | 230 mm | 250 mm | 20 mm | 65 mm | 60 mm |

| ART. | A | B | Ø | C | D |
|---|--------|--------|-------|-------|-------|
| • □ 2CC.110.0050 .xx | 500 mm | 530 mm | 25 mm | 30 mm | 65 mm |
| ▶ • □ 2CC.110.9999 .xx | | | 25mm | 30 mm | 65 mm |
| ▶ Supporto aggiuntivo necessario per A > 1050 mm The additional support is necessary for A > 1050 mm | | | | | |
| • □ 2CC.120.0065 .xx | 650 mm | 685 mm | 30 mm | 35 mm | 70 mm |
| ▶ • □ 2CC.120.9999 .xx | | | 30 mm | 35mm | 70 mm |
| ▶ Supporto aggiuntivo necessario per A > 1550 mm The additional support is necessary for A > 1550 mm | | | | | |

.XX = FINITURA
FINISH
FINITION
AFWERKING
AUSFÜHRUNG
page 384

FISSAGGI D
FIXING D
FIXATIONS D
BEFESTIGUNGEN D
BEVESTIGING D
page 390

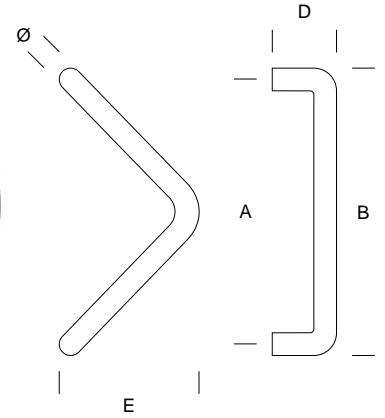

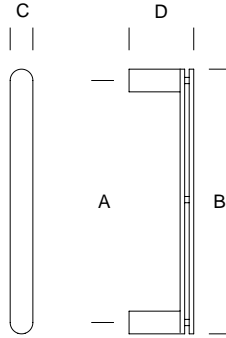
• = A RICHIESTA FINITURA PVD
ON REQUEST FINISH PVD
A LA DEMANDE FINITION PVD
AUF ANFRAGE AUSFÜHRUNGEN PVD
OP AANVRAAG AFWERKINGEN PVD
page 384

□ = A RICHIESTA FINITURA ACCIAIO INOX VERNICIATO
ON REQUEST FINISH STAINLESS STEEL
POWDERCOATED
A LA DEMANDE FINITION ACIER INOXIDABLE LAQUÉ
AUF ANFRAGE AUSFÜHRUNGEN EDELSTAHL
ROSTFREI LACKIERT
OP AANVRAAG AFWERKINGEN ROESTVAST STAAL
GELAKT
page 384

I disegni riportati a catalogo sono indicativi degli ingombri.
Richiedere il disegno tecnico prima di effettuare le lavorazioni per l'installazione.
All dimensions in the catalog drawings are approximations.
Request the appropriate technical drawing before door preparation and installation.
Toutes les dimensions des dessins de catalogue sont approximatives. Demandez le dessin technique approprié avant la préparation et l'installation de la porte.
Alle Maße in den Katalogzeichnungen sind ungefähre Angaben. Fordern Sie vor der Vorbereitung und Installation der Türen die entsprechende technische Zeichnung an.

P B A
PATENTED
DESIGN

PATENT
VI 2009 O 000028



| ART. | A | B | C | D |
|------------------|--------|--------|-------|-------|
| 2CC.015.0025 .xx | 250 mm | 270 mm | 20 mm | 57 mm |

| ART. | A | B | Ø | D | E | |
|----------------------|--------|--------|-------|-------|--------|----------|
| • □ 2CC.282.0030 .xx | 300 mm | 320 mm | 20 mm | 65 mm | 160 mm | |
| • □ 2CC.283.0035 .xx | 350 mm | 370 mm | 20 mm | 65 mm | 180 mm | |
| □ 2CD.239.0030 .xx | 300 mm | 325 mm | 25 mm | 70 mm | 165 mm | |
| □ 2CD.240.0035 .xx | 350 mm | 375 mm | 25 mm | 70 mm | 190 mm | |
| □ 2CD.289.0030 .xx | 300 mm | 330 mm | 30 mm | 75 mm | 170 mm | |
| □ 2CD.251.0035 .xx | 350 mm | 380 mm | 30 mm | 75 mm | 195 mm | |
| • □ 2CC.251.0035 .xx | 350 mm | 380 mm | 30 mm | 75 mm | 195 mm | ONLY PVD |
| □ 2CD.222.0042 .xx | 425 mm | 460 mm | 35 mm | 80 mm | 235 mm | |

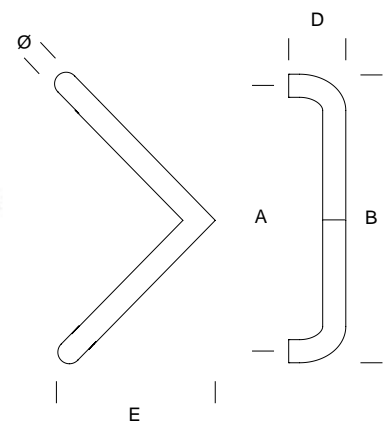

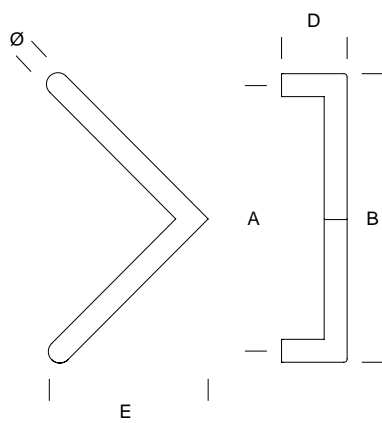
.XX = FINITURA
FINISH
FINITION
AFWERKING
AUSFÜHRUNG
page 384

FISSAGGI D
FIXING D
FIXATIONS D
BEFESTIGUNGEN D
BEVESTIGING D
page 390

• = A RICHIESTA FINITURA PVD
ON REQUEST FINISH PVD
A LA DEMANDE FINITION PVD
AUF ANFRAGE AUSFÜHRUNGEN PVD
OP AANVRAAG AFWERKINGEN PVD
page 384

□ = A RICHIESTA FINITURA ACCIAIO INOX VERNICIATO
ON REQUEST FINISH STAINLESS STEEL
POWDERCOATED
A LA DEMANDE FINITION ACIER INOXIDABLE LAQUÉ
AUF ANFRAGE AUSFÜHRUNGEN EDELSTAHL
ROSTFREI LACKIERT
OP AANVRAAG AFWERKINGEN ROESTVAST STAAL
GELAKT
page 384

I disegni riportati a catalogo sono indicativi degli ingombri.
Richiedere il disegno tecnico prima di effettuare le lavorazioni per l'installazione.
All dimensions in the catalog drawings are approximations.
Request the appropriate technical drawing before door preparation and installation.
Toutes les dimensions des dessins de catalogue sont approximatives. Demandez le dessin technique approprié avant la préparation et l'installation de la porte.
Alle Maße in den Katalogzeichnungen sind ungefähre Angaben. Fordern Sie vor der Vorbereitung und Installation der Türen die entsprechende technische Zeichnung an.



| ART. | A | B | Ø | D | E |
|----------------------|--------|--------|-------|-------|--------|
| • □ 2CC.130.0030 .xx | 300 mm | 325 mm | 25 mm | 70 mm | 180 mm |
| • □ 2CC.131.0035 .xx | 350 mm | 380 mm | 30 mm | 80 mm | 210 mm |
| • □ 2CC.132.0042 .xx | 425 mm | 460 mm | 35 mm | 85 mm | 250 mm |

| ART. | A | B | Ø | D | E |
|--------------------|--------|--------|-------|-------|--------|
| □ 2CD.140.0030 .xx | 300 mm | 325 mm | 25 mm | 70 mm | 180 mm |
| □ 2CD.141.0035 .xx | 350 mm | 380 mm | 30 mm | 75 mm | 210 mm |
| □ 2CD.142.0042 .xx | 425 mm | 460 mm | 35 mm | 80 mm | 255 mm |

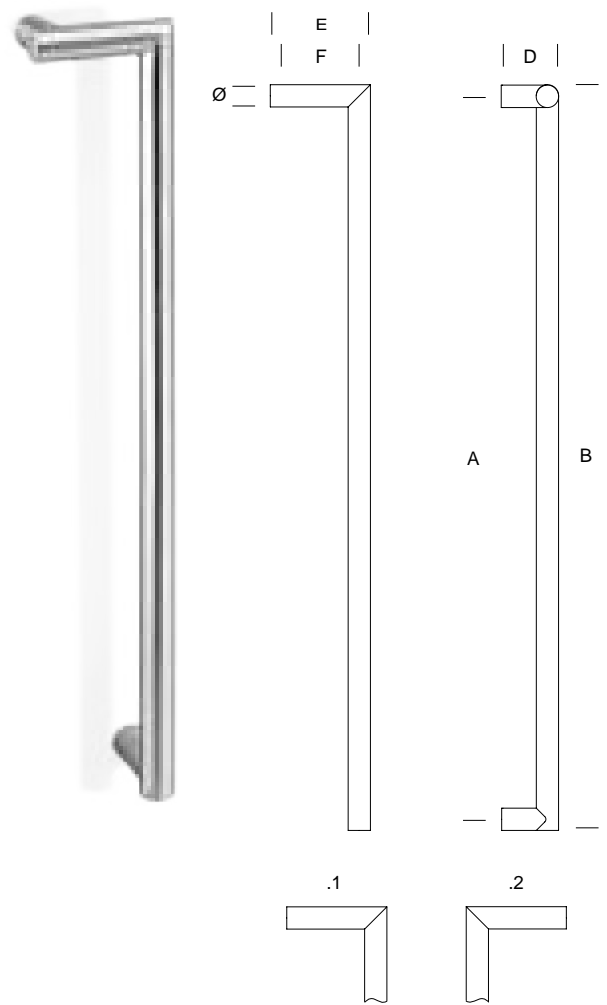
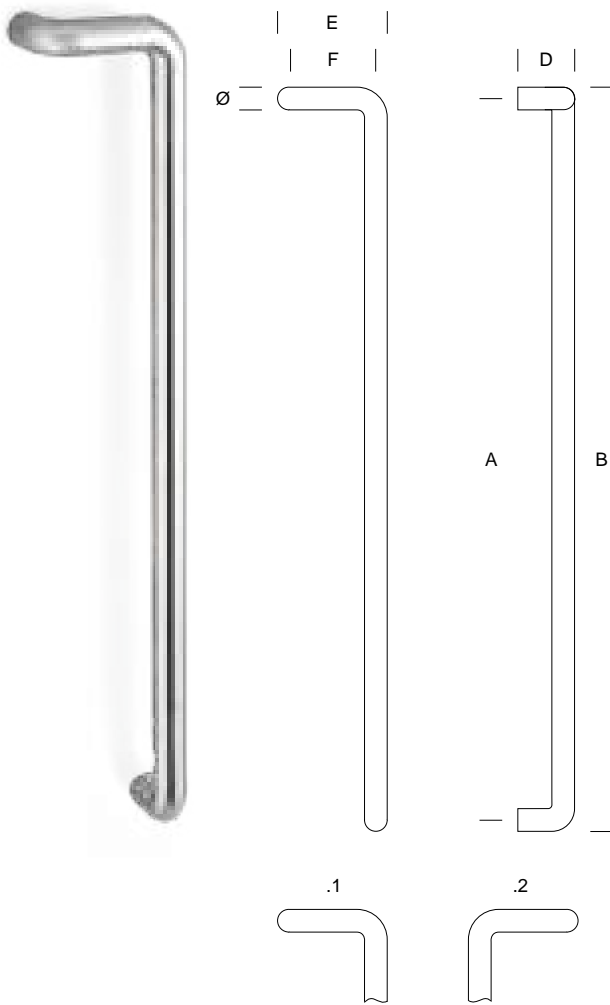
.XX = FINITURA
FINISH
FINITION
AFWERKING
AUSFÜHRUNG
page 384

FISSAGGI D
FIXING D
FIXATIONS D
BEFESTIGUNGEN D
BEVESTIGING D
page 390

• = A RICHIESTA FINITURA PVD
ON REQUEST FINISH PVD
A LA DEMANDE FINITION PVD
AUF ANFRAGE AUSFÜHRUNGEN PVD
OP AANVRAAG AFWERKINGEN PVD
page 384

□ = A RICHIESTA FINITURA ACCIAIO INOX VERNICIATO
ON REQUEST FINISH STAINLESS STEEL
POWDERCOATED
A LA DEMANDE FINITION ACIER INOXIDABLE LAQUÉ
AUF ANFRAGE AUSFÜHRUNGEN EDELSTAHL
ROSTFREI LACKIERT
OP AANVRAAG AFWERKINGEN ROESTVAST STAAL
GELAKT
page 384

I disegni riportati a catalogo sono indicativi degli ingombri.
Richiedere il disegno tecnico prima di effettuare le lavorazioni per l'installazione.
All dimensions in the catalog drawings are approximations.
Request the appropriate technical drawing before door preparation and installation.
Toutes les dimensions des dessins de catalogue sont approximatives. Demandez le dessin technique approprié avant la préparation et l'installation de la porte.
Alle Maße in den Katalogzeichnungen sind ungefähre Angaben. Fordern Sie vor der Vorbereitung und Installation der Türen die entsprechende technische Zeichnung an.



| ART. | ◆ | A | B | Ø | D | E | F |
|----------------------|---|---------|---------|-------|-------|--------|--------|
| □2CC.284.0095 .xx .1 | | 950 mm | 970 mm | 20 mm | 65 mm | 110 mm | 90 mm |
| □2CC.284.0095 .xx .2 | | 950 mm | 970 mm | 20 mm | 65 mm | 110 mm | 90 mm |
| □2CC.284.9999 .xx .1 | ☉ | | ☉ | 20 mm | 65 mm | 110 mm | 90 mm |
| □2CC.284.9999 .xx .2 | ☉ | | ☉ | 20 mm | 65 mm | 110 mm | 90 mm |
| □2CD.241.0095 .xx .1 | | 950 mm | 975 mm | 25 mm | 70 mm | 125 mm | 100 mm |
| □2CD.241.0095 .xx .2 | | 950 mm | 975 mm | 25 mm | 70 mm | 125 mm | 100 mm |
| □2CD.241.9999 .xx .1 | ☉ | | ☉ | 25 mm | 70 mm | 125 mm | 100 mm |
| □2CD.241.9999 .xx .2 | ☉ | | ☉ | 25 mm | 70 mm | 125 mm | 100 mm |
| □2CD.254.0095 .xx .1 | | 950 mm | 980 mm | 30 mm | 75 mm | 135 mm | 105 mm |
| □2CD.254.0095 .xx .2 | | 950 mm | 980 mm | 30 mm | 75 mm | 135 mm | 105 mm |
| □2CD.255.0120 .xx .1 | | 1200 mm | 1230 mm | 30 mm | 75 mm | 135 mm | 105 mm |
| □2CD.255.0120 .xx .2 | | 1200 mm | 1230 mm | 30 mm | 75 mm | 135 mm | 105 mm |
| □2CD.255.9999 .xx .1 | ☉ | | ☉ | 30 mm | 75 mm | 135 mm | 105 mm |
| □2CD.255.9999 .xx .2 | ☉ | | ☉ | 30 mm | 75 mm | 135 mm | 105 mm |
| □2CD.217.0095 .xx .1 | | 950 mm | 985 mm | 35 mm | 80 mm | 145 mm | 110 mm |
| □2CD.217.0095 .xx .2 | | 950 mm | 985 mm | 35 mm | 80 mm | 145 mm | 110 mm |
| □2CD.218.0120 .xx .1 | | 1200 mm | 1235 mm | 35 mm | 80 mm | 145 mm | 110 mm |
| □2CD.218.0120 .xx .2 | | 1200 mm | 1235 mm | 35 mm | 80 mm | 145 mm | 110 mm |
| □2CD.218.9999 .xx .1 | ☉ | | ☉ | 35 mm | 80 mm | 145 mm | 110 mm |
| □2CD.218.9999 .xx .2 | ☉ | | ☉ | 35 mm | 80 mm | 145 mm | 110 mm |

| ART. | ◆ | A | B | Ø | D | E | F |
|----------------------|---|---------|---------|-------|-------|--------|--------|
| □2CC.054.0095 .xx .1 | | 950 mm | 980 mm | 30 mm | 77 mm | 135 mm | 105 mm |
| □2CC.054.0095 .xx .2 | | 950 mm | 980 mm | 30 mm | 77 mm | 135 mm | 105 mm |
| □2CC.055.0120 .xx .1 | | 1200 mm | 1230 mm | 30 mm | 77 mm | 135 mm | 105 mm |
| □2CC.055.0120 .xx .2 | | 1200 mm | 1230 mm | 30 mm | 77 mm | 135 mm | 105 mm |
| □2CC.055.9999 .xx .1 | ☉ | | ☉ | 30 mm | 77 mm | 135 mm | 105 mm |
| □2CC.055.9999 .xx .2 | ☉ | | ☉ | 30 mm | 77 mm | 135 mm | 105 mm |
| □2CC.017.0095 .xx .1 | | 950 mm | 985 mm | 35 mm | 82 mm | 145 mm | 110 mm |
| □2CC.017.0095 .xx .2 | | 950 mm | 985 mm | 35 mm | 82 mm | 145 mm | 110 mm |
| □2CC.018.0120 .xx .1 | | 1200 mm | 1235 mm | 35 mm | 82 mm | 145 mm | 110 mm |
| □2CC.018.0120 .xx .2 | | 1200 mm | 1235 mm | 35 mm | 82 mm | 145 mm | 110 mm |
| □2CC.018.9999 .xx .1 | ☉ | | ☉ | 35 mm | 82 mm | 145 mm | 110 mm |
| □2CC.018.9999 .xx .2 | ☉ | | ☉ | 35 mm | 82 mm | 145 mm | 110 mm |

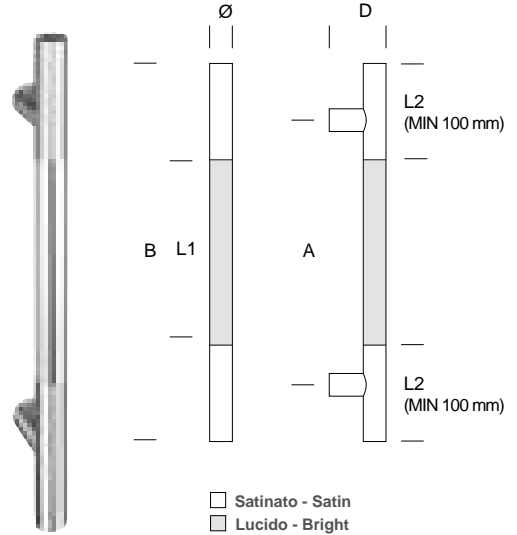
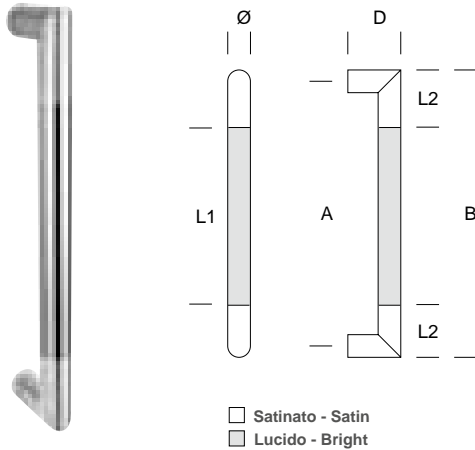
.XX = FINITURA
FINITION
AFWERKING
AUSFÜHRUNG
page 384

FISSAGGI D
FIXING D
FIXATIONS D
BEVESTIGINGEN D
page 390

◆
.1 DESTRO RIGHT DROITE RECHTS
.2 SINISTRO LEFT GAUCHE LINKS

□ = A RICHIESTA FINITURA ACCIAIO INOX VERNICIATO
ON REQUEST FINISH STAINLESS STEEL
POWDERCOATED
A LA DEMANDE FINITION ACIER INOXIDABLE LAQUÉ
AUF ANFRAGE AUSFÜHRUNGEN EDELSTAHL
ROSTFREI LACKIERT
OP AANVRAAG AFWERKINGEN ROESTVAST STAAL
GELAKT
page 384

I disegni riportati a catalogo sono indicativi degli ingombri.
Richiedere il disegno tecnico prima di effettuare le lavorazioni per l'installazione.
All dimensions in the catalog drawings are approximations.
Request the appropriate technical drawing before door preparation and installation.
Toutes les dimensions des dessins de catalogue sont approximatives. Demandez le dessin technique approprié avant la préparation et l'installation de la porte.
Alle Maße in den Katalogzeichnungen sind ungefähre Angaben. Fordern Sie vor der Vorbereitung und Installation der Türen die entsprechende technische Zeichnung an.



| ART. | A | B | Ø | D=L2 | L1 |
|---|--------|--------|-------|-------|--------|
| ▶ 2CC.260.9999.45 | ☺ | ☺ | 20 mm | 60 mm | ☺ |
| Supporto aggiuntivo necessario per A > 1000 mm The additional support is necessary for A > 1000 mm | | | | | |
| 2CC.265.0030.45 | 300 mm | 325 mm | 25 mm | 65 mm | 195 mm |
| ▶ 2CC.265.9999.45 | ☺ | ☺ | 25 mm | 65 mm | ☺ |
| Supporto aggiuntivo necessario per A > 1050 mm The additional support is necessary for A > 1050 mm | | | | | |
| 2CC.267.0035.45 | 350 mm | 380 mm | 30 mm | 70 mm | 240 mm |
| ▶ 2CC.267.9999.45 | ☺ | ☺ | 30 mm | 70 mm | ☺ |
| Supporto aggiuntivo necessario per A > 1550 mm The additional support is necessary for A > 1550 mm | | | | | |
| 2CC.268.0035.45 | 350 mm | 385 mm | 35 mm | 75 mm | 235 mm |
| ▶ 2CC.268.9999.45 | ☺ | ☺ | 35 mm | 75 mm | ☺ |
| Supporto aggiuntivo necessario per A > 1750 mm The additional support is necessary for A > 1750 mm | | | | | |

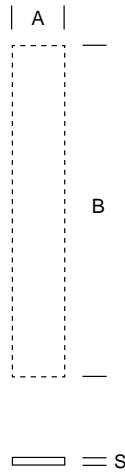
| ART. | A | B | Ø | D | L1 | L2 * |
|---|--------|--------|-------|-------|--------|--------|
| ▶ 2CC.011.9999.45 | ☺ | ☺ | 16 mm | 58 mm | ☺ | ☺ * |
| Supporto aggiuntivo necessario per A > 900 mm The additional support is necessary for A > 900 mm | | | | | | |
| 2CC.285.0025.45 | 250 mm | 400 mm | 20 mm | 65 mm | 200 mm | 100 mm |
| 2CC.286.0030.45 | 300 mm | 450 mm | 20 mm | 65 mm | 250 mm | 100 mm |
| ▶ 2CC.286.9999.45 | ☺ | ☺ | 20 mm | 65 mm | ☺ | ☺ |
| Supporto aggiuntivo necessario per A > 1000 mm The additional support is necessary for A > 1000 mm | | | | | | |
| 2CC.242.0025.45 | 250 mm | 400 mm | 25 mm | 70 mm | 200 mm | 100 mm |
| 2CC.243.0030.45 | 300 mm | 450 mm | 25 mm | 70 mm | 250 mm | 100 mm |
| ▶ 2CC.243.9999.45 | ☺ | ☺ | 25 mm | 70 mm | ☺ | ☺ |
| Supporto aggiuntivo necessario per A > 1050 mm The additional support is necessary for A > 1050 mm | | | | | | |
| 2CC.252.0030.45 | 300 mm | 450 mm | 30 mm | 75 mm | 250 mm | 100 mm |
| 2CC.253.0035.45 | 350 mm | 500 mm | 30 mm | 75 mm | 300 mm | 100 mm |
| ▶ 2CC.253.9999.45 | ☺ | ☺ | 30 mm | 75 mm | ☺ | ☺ |
| Supporto aggiuntivo necessario per A > 1550 mm The additional support is necessary for A > 1550 mm | | | | | | |
| 2CC.225.0035.45 | 350 mm | 520 mm | 35 mm | 80 mm | 320 mm | 100 mm |
| 2CC.226.0055.45 | 550 mm | 720 mm | 35 mm | 80 mm | 520 mm | 100 mm |
| ▶ 2CC.226.9999.45 | ☺ | ☺ | 35 mm | 80 mm | ☺ | ☺ |
| Supporto aggiuntivo necessario per A > 1750 mm The additional support is necessary for A > 1750 mm | | | | | | |

.XX = FINITURA
FINISH
FINITION
AFWERKING
AUSFÜHRUNG
page 384

FISSAGGI D
FIXING D
FIXATIONS D
BEFESTIGUNGEN D
BEVESTIGING D
page 390

* = FISSAGGI I
FIXING I
FIXATIONS I
BEFESTIGUNGEN I
BEVESTIGING I
page 391

I disegni riportati a catalogo sono indicativi degli ingombri.
Richiedere il disegno tecnico prima di effettuare le lavorazioni per l'installazione.
All dimensions in the catalog drawings are approximations.
Request the appropriate technical drawing before door preparation and installation.
Toutes les dimensions des dessins de catalogue sont approximatives. Demandez le dessin technique approprié avant la préparation et l'installation de la porte.
Alle Maße in den Katalogzeichnungen sind ungefähre Angaben. Fordern Sie vor der Vorbereitung und Installation der Türen die entsprechende technische Zeichnung an.



**PLACCA / PIASTRA A MISURA IN ACCIAIO INOX
STAINLESS STEEL PLATE / PLAQUE ON REQUEST**

| ART. | A | B | S |
|--------------------|---|---|------|
| □ 2MM.PLA.9999 .xx | ⊗ | ⊗ | 2 mm |

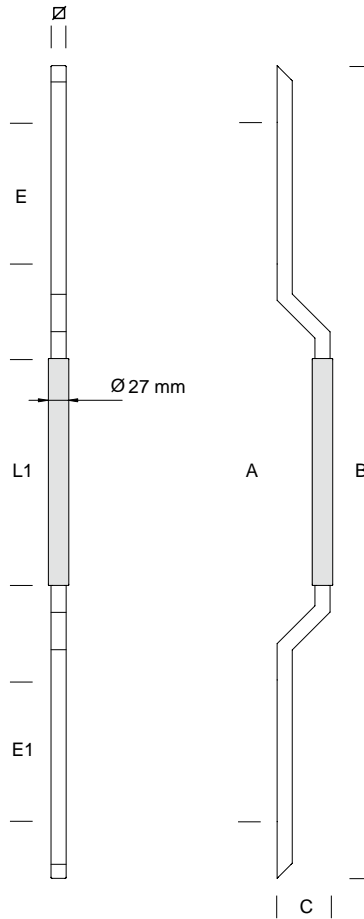
Disponibile con fori per fissaggio con viti o senza fori per incollaggio.
Fissaggi non inclusi.

Available with holes for fixing with screws or without holes for gluing.
Fixings not included

**P B A
PATENTED
DESIGN**

**PATENT
003997899**





P B A
PATENTED
DESIGN

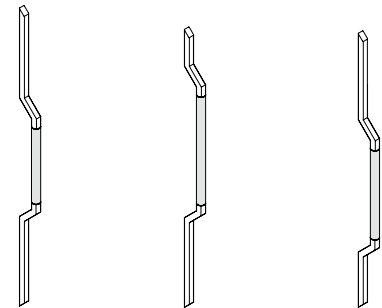
PATENT
003997899

□ Acciaio Inox - Stainless Steel
□ Alluminio - Aluminium



| ART. | ◆ | A | B | Ø | C | E | E1 | L1 |
|-----------------------|---|---------|---------|-------|-------|--------|--------|--------|
| STA.001.0095 .xx .x | | 950 mm | 1100 mm | 20 mm | 74 mm | 200 mm | 200 mm | 300 mm |
| STA.001.0135 .xx .x | | 1350 mm | 1500 mm | 20 mm | 74 mm | 400 mm | 400 mm | 300 mm |
| STA.001.0175 .xx .x | | 1750 mm | 1900 mm | 20 mm | 74 mm | 600 mm | 600 mm | 300 mm |
| * STA.001.9999 .xx .x | ⊗ | ⊗ | ⊗ | 20 mm | 74 mm | 200 mm | 200 mm | ⊗ |
| | ⊗ | ⊗ | ⊗ | 20 mm | 74 mm | 200 mm | 400 mm | ⊗ |
| | ⊗ | ⊗ | ⊗ | 20 mm | 74 mm | 200 mm | 600 mm | ⊗ |
| | ⊗ | ⊗ | ⊗ | 20 mm | 74 mm | 400 mm | 200 mm | ⊗ |
| | ⊗ | ⊗ | ⊗ | 20 mm | 74 mm | 400 mm | 400 mm | ⊗ |
| | ⊗ | ⊗ | ⊗ | 20 mm | 74 mm | 400 mm | 600 mm | ⊗ |
| | ⊗ | ⊗ | ⊗ | 20 mm | 74 mm | 600 mm | 200 mm | ⊗ |
| | ⊗ | ⊗ | ⊗ | 20 mm | 74 mm | 600 mm | 400 mm | ⊗ |
| | ⊗ | ⊗ | ⊗ | 20 mm | 74 mm | 600 mm | 600 mm | ⊗ |

* ESEMPLI DI COMBINAZIONI A RICHIESTA
COMBINED VERSIONS AVAILABLE ON REQUEST
VERSIONS COMBINÉES DISPONIBLES SUR DEMANDE
KOMBINIERTE VERSIONEN VERFÜGBAR AUF ANFRAGE



STA.001.9999 .xx
E = 600
E1 = 600
L1 = custom

STA.001.9999 .xx
E = 200
E1 = 600
L1 = custom

STA.001.9999 .xx
E = 600
E1 = 400
L1 = custom

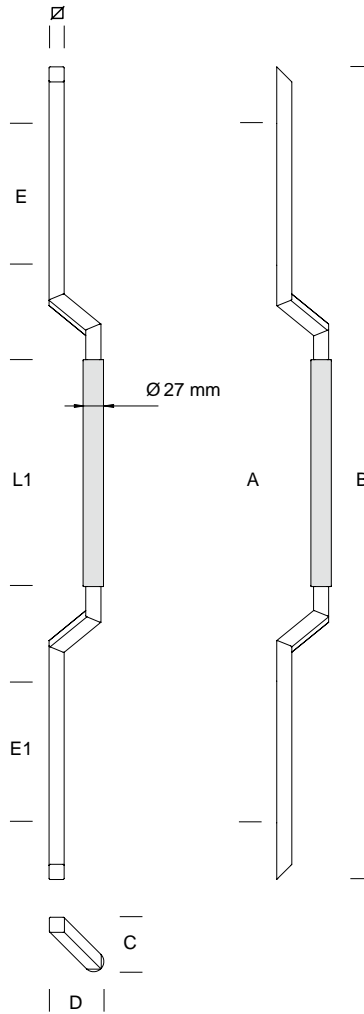
.XX = FINITURA
FINISH
FINITION
AFWERKING
AUSFÜHRUNG
page 384

FISSAGGI D
FIXING D
FIXATIONS D
BEFESTIGUNGEN D
BEVESTIGING D
page 390

◆
.1 DESTRO RIGHT DROITE RECHTS
.2 SINISTRO LEFT GAUCHE LINKS

Necessari due kit di fissaggi - Two fixing kit are needed - Deux fixations sont nécessaires - Zwei Befestigungen werden benötigt

P B A
PATENTED
DESIGN
PATENT
003997899

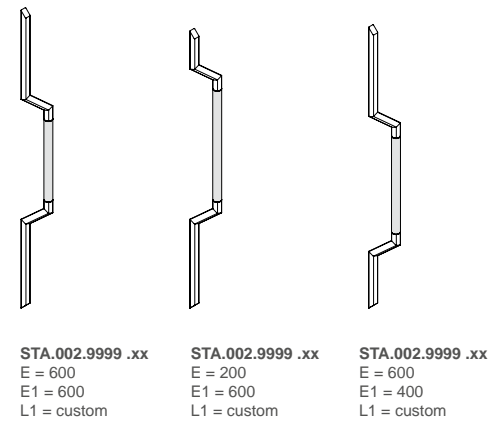


□ Acciaio Inox - Stainless Steel
□ Alluminio - Aluminium



| ART. | ◆ | A | B | Ø | C | D | E | E1 | L1 |
|-----------------------|---|---------|---------|-------|-------|-------|--------|--------|--------|
| STA.002.0095 .xx | | 950 mm | 1100 mm | 20 mm | 72 mm | 72 mm | 200 mm | 200 mm | 300 mm |
| STA.002.0135 .xx | | 1350 mm | 1500 mm | 20 mm | 72 mm | 72 mm | 400 mm | 400 mm | 300 mm |
| STA.002.0175 .xx | | 1750 mm | 1900 mm | 20 mm | 72 mm | 72 mm | 600 mm | 600 mm | 300 mm |
| * STA.002.9999 .xx .x | ⊙ | ⊙ | ⊙ | 20 mm | 72 mm | 72 mm | 200 mm | 200 mm | ⊙ |
| | ⊙ | ⊙ | ⊙ | 20 mm | 72 mm | 72 mm | 200 mm | 400 mm | ⊙ |
| | ⊙ | ⊙ | ⊙ | 20 mm | 72 mm | 72 mm | 200 mm | 600 mm | ⊙ |
| | ⊙ | ⊙ | ⊙ | 20 mm | 72 mm | 72 mm | 400 mm | 200 mm | ⊙ |
| | ⊙ | ⊙ | ⊙ | 20 mm | 72 mm | 72 mm | 400 mm | 400 mm | ⊙ |
| | ⊙ | ⊙ | ⊙ | 20 mm | 72 mm | 72 mm | 400 mm | 600 mm | ⊙ |
| | ⊙ | ⊙ | ⊙ | 20 mm | 72 mm | 72 mm | 600 mm | 200 mm | ⊙ |
| | ⊙ | ⊙ | ⊙ | 20 mm | 72 mm | 72 mm | 600 mm | 400 mm | ⊙ |
| | ⊙ | ⊙ | ⊙ | 20 mm | 72 mm | 72 mm | 600 mm | 600 mm | ⊙ |

* ESEMPLI DI COMBINAZIONI A RICHIESTA
COMBINED VERSIONS AVAILABLE ON REQUEST
VERSIONS COMBINÉES DISPONIBLES SUR DEMANDE
KOMBINIERTE VERSIONEN VERFÜGBAR AUF ANFRAGE



.XX = FINITURA
FINISH
FINITION
AFWERKING
AUSFÜHRUNG
page 384

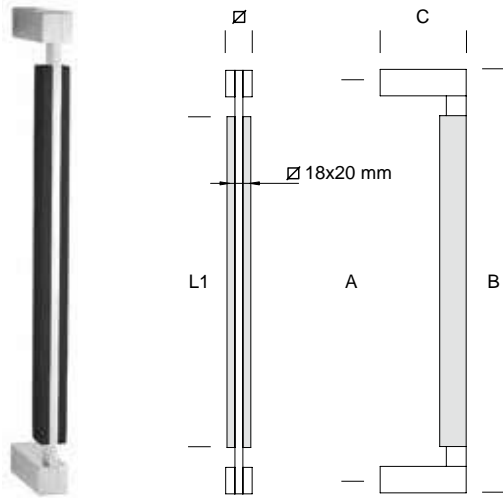
FISSAGGI D
FIXING D
FIXATIONS D
BEFESTIGUNGEN D
BEVESTIGING D
page 390

◆
.1 DESTRO RIGHT DROITE RECHTS
.2 SINISTRO LEFT GAUCHE LINKS

Necessari due kit di fissaggi - Two fixing kit are needed - Deux fixations sont nécessaires - Zwei Befestigungen werden benötigt

P B A
PATENTED
DESIGN

PATENT
00397899

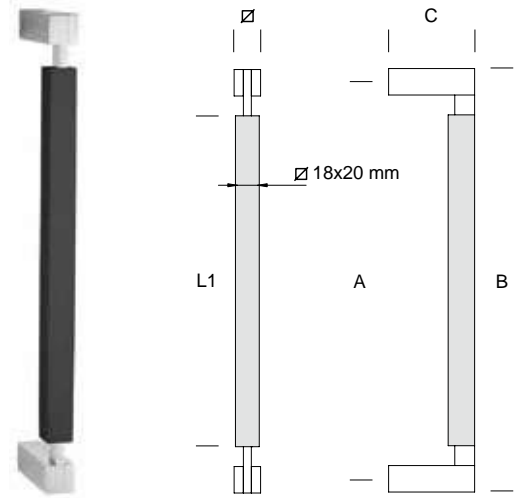


□ Acciaio Inox - Stainless Steel
□ Alluminio - Aluminium

| ART. | A | B | Ø | C | L1 |
|------------------|--------|--------|-------|-------|--------|
| STA.201.0030 .xx | 300 mm | 320 mm | 20 mm | 65 mm | 250 mm |

P B A
PATENTED
DESIGN

PATENT
00397899



□ Acciaio Inox - Stainless Steel
□ Alluminio - Aluminium

| ART. | A | B | Ø | C | L1 |
|------------------|--------|--------|-------|-------|--------|
| STA.211.0030 .xx | 300 mm | 320 mm | 20 mm | 65 mm | 250 mm |



.4K .4M .4N

.XX = FINITURA
FINISH
FINITION
AFWERKING
AUSFÜHRUNG
page 384

FISSAGGI D
FIXING D
FIXATIONS D
BEFESTIGUNGEN D
BEVESTIGING D
page 390

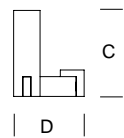
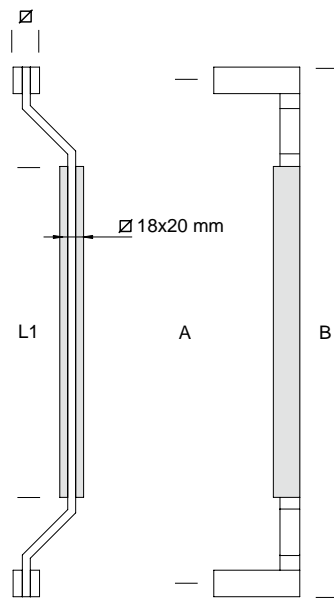


.4K .4M .4N

I disegni riportati a catalogo sono indicativi degli ingombri.
Richiedere il disegno tecnico prima di effettuare le lavorazioni per l'installazione.
All dimensions in the catalog drawings are approximations.
Request the appropriate technical drawing before door preparation and installation.
Toutes les dimensions des dessins de catalogue sont approximatives. Demandez le dessin technique approprié avant la préparation et l'installation de la porte.
Alle Maße in den Katalogzeichnungen sind ungefähre Angaben. Fordern Sie vor der Vorbereitung und Installation der Türen die entsprechende technische Zeichnung an.

P B A
PATENTED
DESIGN

PATENT
003997899



□ Acciaio Inox - Stainless Steel
□ Alluminio - Aluminium

| ART. | A | B | ∅ | C | D | L1 |
|------------------|--------|--------|-------|-------|-------|--------|
| STA.221.0030 .xx | 380 mm | 400 mm | 20 mm | 65 mm | 53 mm | 250 mm |



.4K .4M .4N

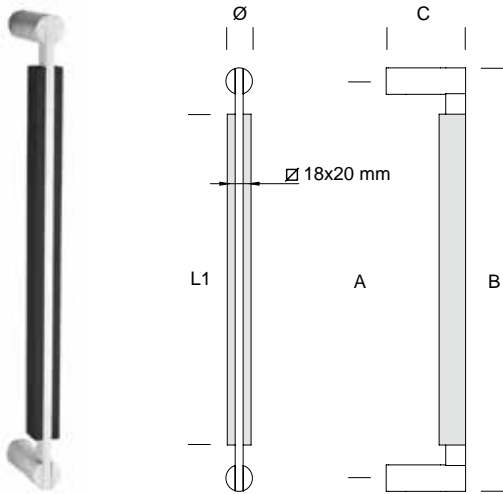
.XX = FINITURA
FINISH
FINITION
AFWERKUNG
AUSFÜHRUNG
page 384

FISSAGGI D
FIXING D
FIXATIONS D
BEFESTIGUNGEN D
BEVESTIGING D
page 390

I disegni riportati a catalogo sono indicativi degli ingombri.
Richiedere il disegno tecnico prima di effettuare le lavorazioni per l'installazione.
All dimensions in the catalog drawings are approximations.
Request the appropriate technical drawing before door preparation and installation.
Toutes les dimensions des dessins de catalogue sont approximatives. Demandez le dessin technique approprié avant la préparation et l'installation de la porte.
Alle Maße in den Katalogzeichnungen sind ungefähre Angaben. Fordern Sie vor der Vorbereitung und Installation der Türen die entsprechende technische Zeichnung an.

P B A
PATENTED
DESIGN

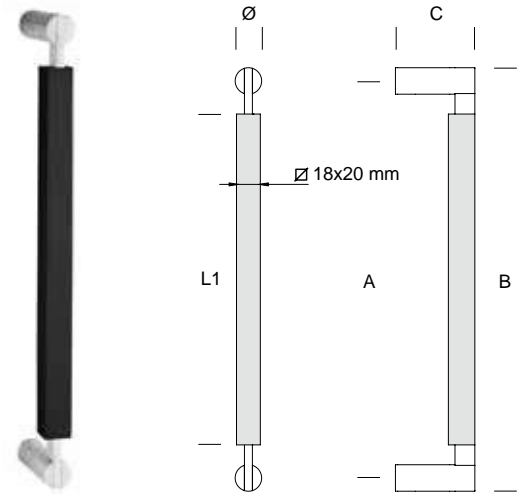
PATENT
003997899



□ Acciaio Inox - Stainless Steel
□ Alluminio - Aluminium

P B A
PATENTED
DESIGN

PATENT
003997899



□ Acciaio Inox - Stainless Steel
□ Alluminio - Aluminium

| ART. | A | B | Ø | C | L1 |
|------------------|--------|--------|-------|-------|--------|
| STA.301.0030 .xx | 300 mm | 320 mm | 20 mm | 60 mm | 250 mm |

| ART. | A | B | Ø | C | L1 |
|------------------|--------|--------|-------|-------|--------|
| STA.311.0030 .xx | 300 mm | 320 mm | 20 mm | 60 mm | 250 mm |




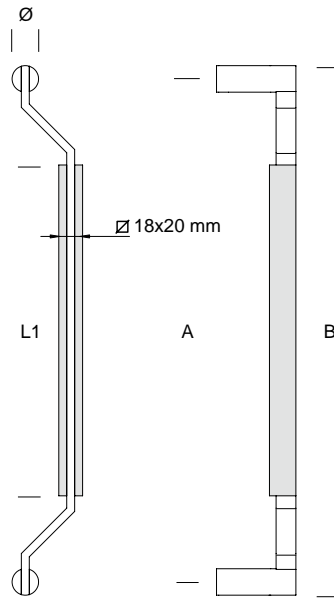
.XX = FINITURA
FINISH
FINITION
AFWERKING
AUSFÜHRUNG
page 384

FISSAGGI D
FIXING D
FIXATIONS D
BEFESTIGUNGEN D
BEVESTIGING D
page 390

I disegni riportati a catalogo sono indicativi degli ingombri.
Richiedere il disegno tecnico prima di effettuare le lavorazioni per l'installazione.
All dimensions in the catalog drawings are approximations.
Request the appropriate technical drawing before door preparation and installation.
Toutes les dimensions des dessins de catalogue sont approximatives. Demandez le dessin technique approprié avant la préparation et l'installation de la porte.
Alle Maße in den Katalogzeichnungen sind ungefähre Angaben. Fordern Sie vor der Vorbereitung und Installation der Türen die entsprechende technische Zeichnung an.

P B A
PATENTED
DESIGN

PATENT
003997899



| ART. | A | B | Ø | C | D | L1 |
|------------------|--------|--------|-------|-------|-------|--------|
| STA.321.0030 .xx | 380 mm | 400 mm | 20 mm | 60 mm | 53 mm | 250 mm |



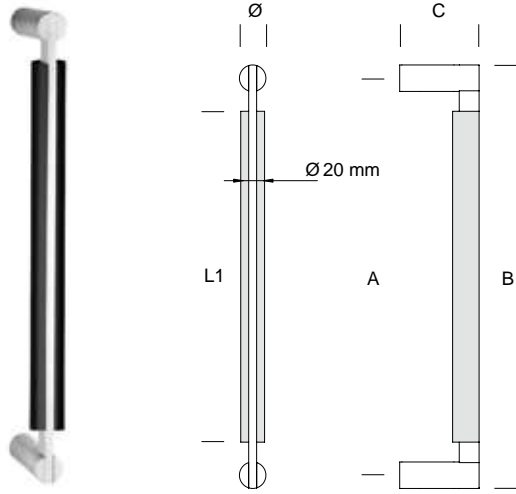
.XX = FINITURA
FINISH
FINITION
AFWERKUNG
AUSFÜHRUNG
page 384

FISSAGGI D
FIXING D
FIXATIONS D
BEFESTIGUNGEN D
BEVESTIGING D
page 390

I disegni riportati a catalogo sono indicativi degli ingombri.
Richiedere il disegno tecnico prima di effettuare le lavorazioni per l'installazione.
All dimensions in the catalog drawings are approximations.
Request the appropriate technical drawing before door preparation and installation.
Toutes les dimensions des dessins de catalogue sont approximatives. Demandez le dessin technique approprié avant la préparation et l'installation de la porte.
Alle Maße in den Katalogzeichnungen sind ungefähre Angaben. Fordern Sie vor der Vorbereitung und Installation der Türen die entsprechende technische Zeichnung an.

P B A
PATENTED
DESIGN

PATENT
003997899

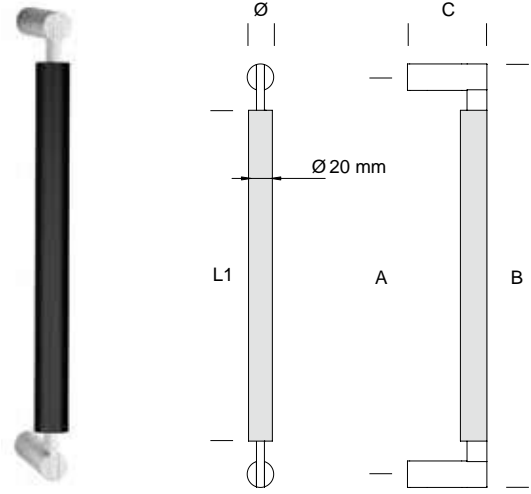


□ Acciaio Inox - Stainless Steel
□ Alluminio - Aluminium

| ART. | A | B | Ø | C | L1 |
|------------------|--------|--------|-------|-------|--------|
| STA.401.0030 .xx | 300 mm | 320 mm | 20 mm | 60 mm | 250 mm |

P B A
PATENTED
DESIGN

PATENT
003997899



□ Acciaio Inox - Stainless Steel
□ Alluminio - Aluminium

| ART. | A | B | Ø | C | L1 |
|------------------|--------|--------|-------|-------|--------|
| STA.411.0030 .xx | 300 mm | 320 mm | 20 mm | 60 mm | 250 mm |



.4K .4M .4N



.4K .4M .4N

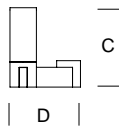
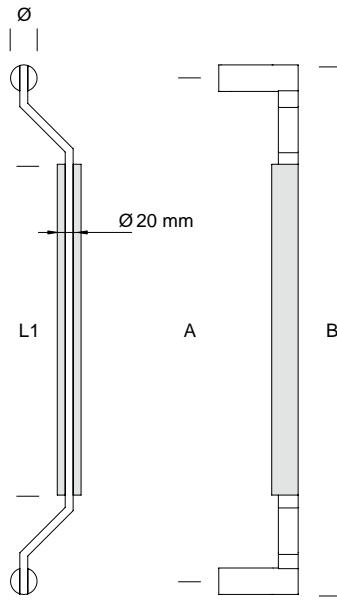
.XX = FINITURA
FINISH
FINITION
AFWERKING
AUSFÜHRUNG
page 384

FISSAGGI D
FIXING D
FIXATIONS D
BEFESTIGUNGEN D
BEVESTIGING D
page 390

I disegni riportati a catalogo sono indicativi degli ingombri.
Richiedere il disegno tecnico prima di effettuare le lavorazioni per l'installazione.
All dimensions in the catalog drawings are approximations.
Request the appropriate technical drawing before door preparation and installation.
Toutes les dimensions des dessins de catalogue sont approximatives. Demandez le dessin technique approprié avant la préparation et l'installation de la porte.
Alle Maße in den Katalogzeichnungen sind ungefähre Angaben. Fordern Sie vor der Vorbereitung und Installation der Türen die entsprechende technische Zeichnung an.

P B A
PATENTED
DESIGN

PATENT
003997899



□ Acciaio Inox - Stainless Steel
□ Alluminio - Aluminium

| ART. | A | B | Ø | C | D | L1 |
|------------------|--------|--------|-------|-------|-------|--------|
| STA.421.0030 .xx | 380 mm | 400 mm | 20 mm | 60 mm | 53 mm | 250 mm |



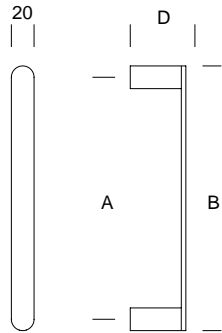
.4K .4M .4N

.XX = FINITURA
FINISH
FINITION
AFWERKUNG
AUSFÜHRUNG
page 384

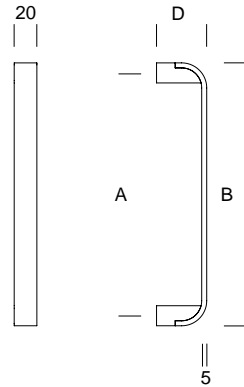
FISSAGGI D
FIXING D
FIXATIONS D
BEFESTIGUNGEN D
BEVESTIGING D
page 390

I disegni riportati a catalogo sono indicativi degli ingombri.
Richiedere il disegno tecnico prima di effettuare le lavorazioni per l'installazione.
All dimensions in the catalog drawings are approximations.
Request the appropriate technical drawing before door preparation and installation.
Toutes les dimensions des dessins de catalogue sont approximatives. Demandez le dessin technique approprié avant la préparation et l'installation de la porte.
Alle Maße in den Katalogzeichnungen sind ungefähre Angaben. Fordern Sie vor der Vorbereitung und Installation der Türen die entsprechende technische Zeichnung an.





Verniciato - Matte Powder Coated



Verniciato - Matte Powder Coated

| ART. | A | B | D |
|------------------|--------|--------|-------|
| 2CH.015.0025 .xx | 250 mm | 270 mm | 57 mm |

| ART. | A | B | D |
|------------------|--------|--------|-------|
| ITH.153.0025 .xx | 250 mm | 270 mm | 52 mm |



.31 .40

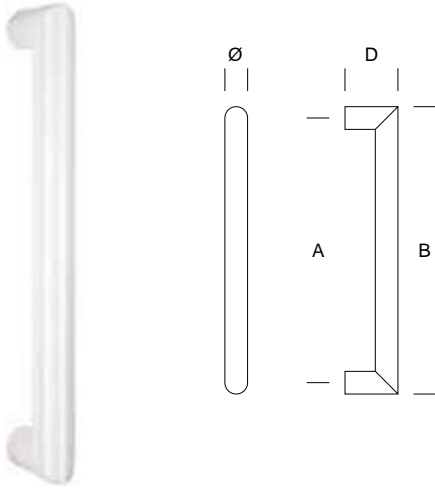


.31 .40

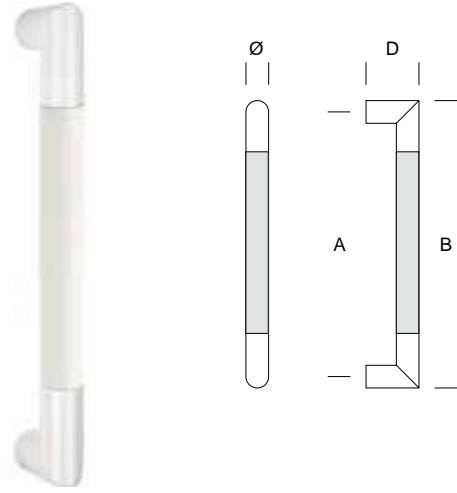
.XX = FINITURA
FINISH
FINITION
AFWERKING
AUSFÜHRUNG
page 384

FISSAGGI D
FIXING D
FIXATIONS D
BEFESTIGUNGEN D
BEVESTIGING D
page 390

I disegni riportati a catalogo sono indicativi degli ingombri.
Richiedere il disegno tecnico prima di effettuare le lavorazioni per l'installazione.
All dimensions in the catalog drawings are approximations.
Request the appropriate technical drawing before door preparation and installation.
Toutes les dimensions des dessins de catalogue sont approximatives. Demandez le dessin technique approprié avant la préparation et l'installation de la porte.
Alle Maße in den Katalogzeichnungen sind ungefähre Angaben. Fordern Sie vor der Vorbereitung und Installation der Türen die entsprechende technische Zeichnung an.



Verniciato - Matte Powder Coated



Verniciato - Matte Powder Coated
 Pelle - Leather

| ART. | A | B | Ø | D |
|------------------|--------|--------|-------|-------|
| 2CH.260.0025 .xx | 250 mm | 270 mm | 20 mm | 60 mm |

| ART. | A | B | Ø | D |
|------------------|--------|--------|-------|-------|
| 2CH.260.0L25 .xx | 250 mm | 270 mm | 20 mm | 60 mm |



.31 .40

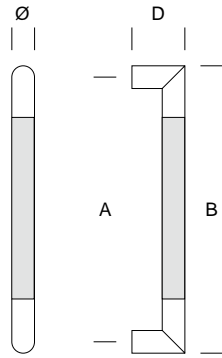


.31 .40

.XX = FINITURA
FINISH
FINITION
AFWERKING
AUSFÜHRUNG
page 384

FISSAGGI D
FIXING D
FIXATIONS D
BEFESTIGUNGEN D
BEVESTIGING D
page 390

I disegni riportati a catalogo sono indicativi degli ingombri.
Richiedere il disegno tecnico prima di effettuare le lavorazioni per l'installazione.
All dimensions in the catalog drawings are approximations.
Request the appropriate technical drawing before door preparation and installation.
Toutes les dimensions des dessins de catalogue sont approximatives. Demandez le dessin technique approprié avant la préparation et l'installation de la porte.
Alle Maße in den Katalogzeichnungen sind ungefähre Angaben. Fordern Sie vor der Vorbereitung und Installation der Türen die entsprechende technische Zeichnung an.



- Verniciato - Matte Powder Coated
- Legno - Wood

| ART. | A | B | Ø | D |
|------------------|--------|--------|-------|-------|
| 2CH.260.0W25 .xx | 250 mm | 270 mm | 20 mm | 60 mm |

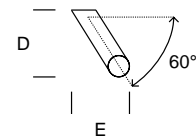
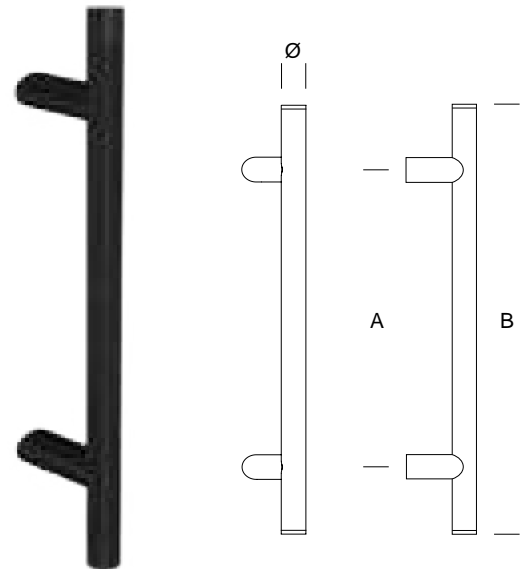
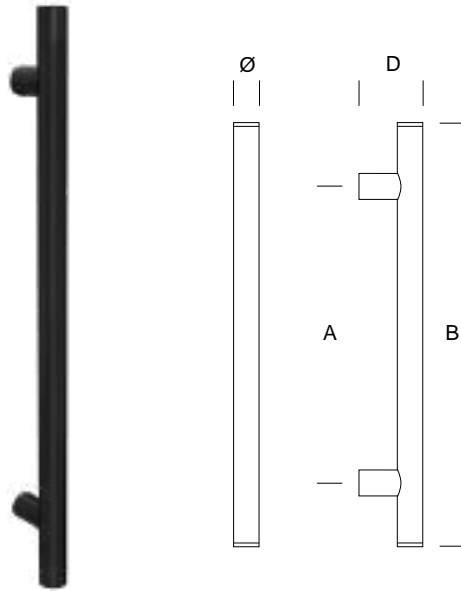


.XX = FINITURA
FINISH
FINITION
AFWERKING
AUSFÜHRUNG
page 384

FISSAGGI D
FIXING D
FIXATIONS D
BEFESTIGUNGEN D
BEVESTIGING D
page 390

I disegni riportati a catalogo sono indicativi degli ingombri.
Richiedere il disegno tecnico prima di effettuare le lavorazioni per l'installazione.
All dimensions in the catalog drawings are approximations.
Request the appropriate technical drawing before door preparation and installation.
Toutes les dimensions des dessins de catalogue sont approximatives. Demandez le dessin technique approprié avant la préparation et l'installation de la porte.
Alle Maße in den Katalogzeichnungen sind ungefähre Angaben. Fordern Sie vor der Vorbereitung und Installation der Türen die entsprechende technische Zeichnung an.





| ART. | A | B | Ø | D |
|---|--------|--------|-------|-------|
| 2AT.242.0025 .xx | 250 mm | 400 mm | 25 mm | 70 mm |
| 2AT.243.0030 .xx | 300 mm | 450 mm | 25 mm | 70 mm |
| ▶ 2AT.243.9999 .xx | ☉ | ☉ | 25 mm | 70 mm |
| ▶ Supporto aggiuntivo necessario per A > 500 mm The additional support is necessary for A > 500 mm | | | | |
| 2AT.252.0030 .xx | 300 mm | 450 mm | 30 mm | 75 mm |
| 2AT.253.0035 .xx | 350 mm | 500 mm | 30 mm | 75 mm |
| ▶ 2AT.253.9999 .xx | ☉ | ☉ | 30 mm | 75 mm |
| ▶ Supporto aggiuntivo necessario per A > 600 mm The additional support is necessary for A > 600 mm | | | | |
| 2AT.225.0035 .xx | 350 mm | 520 mm | 35 mm | 80 mm |
| 2AT.226.0055 .xx | 550 mm | 720 mm | 35 mm | 80 mm |
| ▶ 2AT.226.9999 .xx | ☉ | ☉ | 35 mm | 80 mm |
| ▶ Supporto aggiuntivo necessario per A > 800 mm The additional support is necessary for A > 800 mm | | | | |

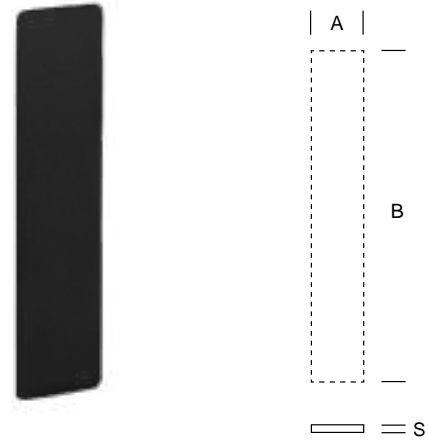
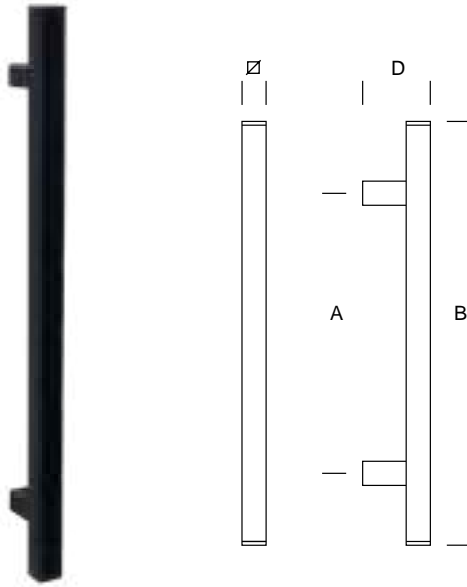
| ART. | A | B | Ø | D | E |
|---|--------|--------|-------|-------|-------|
| 2AT.242.0251 .xx | 250 mm | 400 mm | 25 mm | 84 mm | 68 mm |
| 2AT.243.0301 .xx | 300 mm | 450 mm | 25 mm | 84 mm | 68 mm |
| ▶ 2AT.243.9991 .xx | ☉ | ☉ | 25 mm | 84 mm | 68 mm |
| ▶ Supporto aggiuntivo necessario per A > 500 mm The additional support is necessary for A > 500 mm | | | | | |
| 2AT.252.0301 .xx | 300 mm | 450 mm | 30 mm | 88 mm | 74 mm |
| 2AT.253.0351 .xx | 350 mm | 500 mm | 30 mm | 88 mm | 74 mm |
| ▶ 2AT.253.9991 .xx | ☉ | ☉ | 30 mm | 88 mm | 74 mm |
| ▶ Supporto aggiuntivo necessario per A > 600 mm The additional support is necessary for A > 600 mm | | | | | |

.XX = FINITURA
FINISH
FINITION
AFWERKING
AUSFÜHRUNG









FISSAGGI D
FIXING D
FIXATIONS D
BEFESTIGUNGEN D
BEVESTIGING D

I disegni riportati a catalogo sono indicativi degli ingombri.
Richiedere il disegno tecnico prima di effettuare le lavorazioni per l'installazione.
All dimensions in the catalog drawings are approximations.
Request the appropriate technical drawing before door preparation and installation.
Toutes les dimensions des dessins de catalogue sont approximatives. Demandez le dessin technique approprié avant la préparation et l'installation de la porte.
Alle Maße in den Katalogzeichnungen sind ungefähre Angaben. Fordern Sie vor der Vorbereitung und Installation der Türen die entsprechende technische Zeichnung an.



**PLACCA / PIASTRA A MISURA IN ACCIAIO INOX VERNICIATO
STAINLESS STEEL POWDERCOATED PLATE / PLAQUE ON REQUEST**

| ART. | A | B | Ø | D |
|--|--------|--------|-------|-------|
| 2AQ.111.0030 .xx | 300 mm | 450 mm | 25 mm | 70 mm |
| 2AQ.112.0035 .xx | 350 mm | 500 mm | 25 mm | 70 mm |
| ▶ 2AQ.112.9999 .xx   | | | 25 mm | 70 mm |
| ▶ Supporto aggiuntivo necessario per A > 650 mm The additional support is necessary for A > 650 mm | | | | |
| 2AQ.121.0050 .xx | 500 mm | 650 mm | 30 mm | 75 mm |
| ▶ 2AQ.121.9999 .xx   | | | 30 mm | 75 mm |
| ▶ Supporto aggiuntivo necessario per A > 800 mm The additional support is necessary for A > 800 mm | | | | |
| 2AQ.131.0060 .xx | 600 mm | 770 mm | 35 mm | 80 mm |
| ▶ 2AQ.131.9999 .xx   | | | 35 mm | 80 mm |
| ▶ Supporto aggiuntivo necessario per A > 1000 mm The additional support is necessary for A > 1000 mm | | | | |

| ART. | A | B | S |
|--|---|---|------|
| □ 2MM.PLA.9999 .xx   | | | 2 mm |

Disponibile con fori per fissaggio con viti o senza fori per incollaggio.
Fissaggi non inclusi.

Available with holes for fixing with screws or without holes for gluing.
Fixings not included

.XX = FINITURA
FINISH
FINITION
AFWERKING
AUSFÜHRUNG
page 384



FISSAGGI D
FIXING D
FIXATIONS D
BEFESTIGUNGEN D
BEVESTIGUNG D
page 391

□ = A RICHIESTA FINITURA ACCIAIO INOX VERNICIATO
ON REQUEST FINISH STAINLESS STEEL
POWDERCOATED
A LA DEMANDE FINITION ACIER INOXIDABLE LAQUÉ
AUF ANFRAGE AUSFÜHRUNGEN EDELSTAHL
ROSTFREI LACKIERT
OP AANVRAAG AFWERKINGEN ROESTVAST STAAL
GELAKT
page 384

I disegni riportati a catalogo sono indicativi degli ingombri.
Richiedere il disegno tecnico prima di effettuare le lavorazioni per l'installazione.
All dimensions in the catalog drawings are approximations.
Request the appropriate technical drawing before door preparation and installation.
Toutes les dimensions des dessins de catalogue sont approximatives. Demandez le dessin technique approprié avant la préparation et l'installation de la porte.
Alle Maße in den Katalogzeichnungen sind ungefähre Angaben. Fordern Sie vor der Vorbereitung und Installation der Türen die entsprechende technische Zeichnung an.

INSURE

LOG SERVICE STANDARD



Esempio scritta su profilo tondo in alluminio

Example of writing on round aluminium profile

Exemple d'écriture sur profil aluminium rond

Beispiel für die Beschriftung von rundem Aluminiumprofil

ITEM
2CC.LOG.0001.00

Scritta di taglio laser passante
Font: Arial, Stile: Regular, Dimensione = 10 pt, Spaziatura = 12 pt
Numero caratteri illimitato

Through laser cut writing
Font: Arial, Type: Regular, Size = 10 pt, Space = 12 pt
No limit of alphanumeric characters

Ecriture avec découpe au laser et traversante
Font: Arial, Type: Regular, Dimension = 10 pt, Espace = 12 pt
Nombre illimité de caractères

Lasergeschnittene Schrift
Schriftart: Arial, Typ: Regular, Maß=10 pt, Abstand=12 pt
Sämtliche alphanumerische Zeichen verfügbar

LOG SERVICE CUSTOM



Esempio logo su profilo quadro in acciaio satinato

Example of logo on square satinated stainless steel profile

Exemple de logo sur profil en acier inox satiné carré

Beispiel für ein Logo auf quadratischem, satiniertem Edelstahlprofil

ITEM
2CC.LOG.9999.00

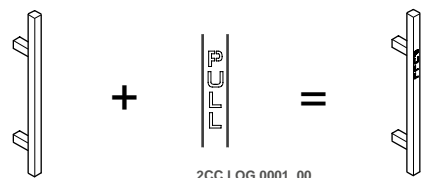
Scritta o logo di taglio laser - Font e misure a scelta
Numero caratteri illimitato
Disegno fornito da cliente.
pba si riserva di valutare la fattibilità

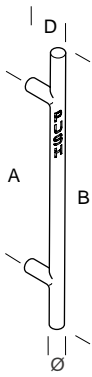
Laser cut writing or Logo - Customized font and sizes
No limit of alphanumeric characters
The drawing must be submitted by the customer.
pba reserves the right to evaluate the feasibility

Ecriture ou logo découpée au laser - Font et dimension personnalisées
Nombre illimité de caractères
Le dessin doit être présenté par le client.
pba se réserve le droit d'évaluer la faisabilité

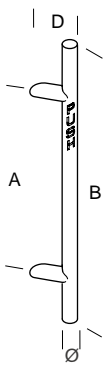
Lasergeschnittene Schrift oder Logo – Spezialanfertigung von Schriftart und Maß nach Kundenwunsch möglich.
Sämtliche alphanumerische Zeichen verfügbar
Die Zeichnung/Beschriftung muss vom Kunden eingereicht werden.
Pba behält sich das Recht vor, die Umsetzung vorab zu prüfen.

HOW TO ORDER

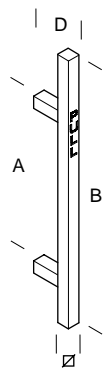
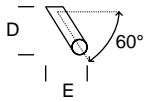




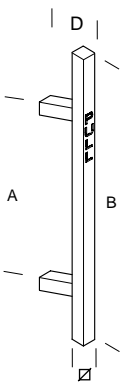
| ART. | A | B | Ø | D | LOG SERVICE STANDARD | LOG SERVICE CUSTOM |
|--|---|---|-------|-------|----------------------|--------------------|
| 2CC.253.9999 .xx | | | 30 mm | 75 mm | + 2CC.LOG.0001.00 | + 2CC.LOG.9999.00 |
| Supporto aggiuntivo necessario per A > 1550 mm - The additional support is necessary for A > 1550 mm | | | | | | |
| 2CC.226.9999 .xx | | | 35 mm | 80 mm | + 2CC.LOG.0001.00 | + 2CC.LOG.9999.00 |
| Supporto aggiuntivo necessario per A > 1750 mm - The additional support is necessary for A > 1750 mm | | | | | | |
| 2CC.296.9999 .xx | | | 40 mm | 85 mm | + 2CC.LOG.0001.00 | + 2CC.LOG.9999.00 |
| Supporto aggiuntivo necessario per A > 2200 mm - The additional support is necessary for A > 2200 mm | | | | | | |



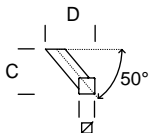
| ART. | A | B | Ø | D | E | LOG SERVICE STANDARD | LOG SERVICE CUSTOM |
|--|---|---|-------|-------|-------|----------------------|--------------------|
| 2CC.253.9991 .xx | | | 30 mm | 88 mm | 74 mm | + 2CC.LOG.0001.00 | + 2CC.LOG.9999.00 |
| Supporto aggiuntivo necessario per A > 1550 mm - The additional support is necessary for A > 1550 mm | | | | | | | |




| ART. | A | B | Ø | D | LOG SERVICE STANDARD | LOG SERVICE CUSTOM |
|--|---|---|-------|-------|----------------------|--------------------|
| 2CQ.121.9999 .xx | | | 30 mm | 75 mm | + 2CC.LOG.0001.00 | + 2CC.LOG.9999.00 |
| Supporto aggiuntivo necessario per A > 1600 mm - The additional support is necessary for A > 1600 mm | | | | | | |
| 2CQ.131.9999 .xx | | | 35 mm | 80 mm | + 2CC.LOG.0001.00 | + 2CC.LOG.9999.00 |
| Supporto aggiuntivo necessario per A > 1800 mm - The additional support is necessary for A > 1800 mm | | | | | | |
| 2CQ.141.9999 .xx | | | 40 mm | 85 mm | + 2CC.LOG.0001.00 | + 2CC.LOG.9999.00 |
| Supporto aggiuntivo necessario per A > 2000 mm - The additional support is necessary for A > 2000 mm | | | | | | |



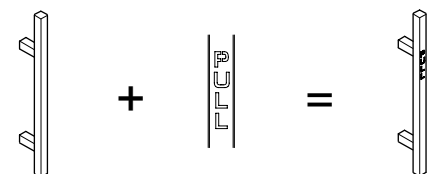
| ART. | A | B | Ø | C | D | LOG SERVICE STANDARD | LOG SERVICE CUSTOM |
|--|---|---|-------|-------|-------|----------------------|--------------------|
| 2CQ.121.9991 .xx | | | 30 mm | 75 mm | 84 mm | + 2CC.LOG.0001.00 | + 2CC.LOG.9999.00 |
| Supporto aggiuntivo necessario per A > 1200 mm - The additional support is necessary for A > 1200 mm | | | | | | | |



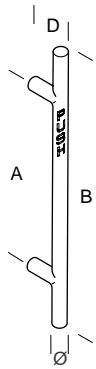
.XX = CODICE FINITURA - FINISH CODE
ACCIAIO INOX - STAINLESS STEEL



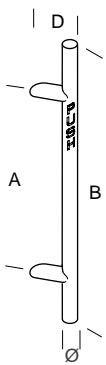
HOW TO ORDER



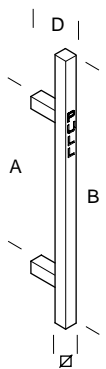
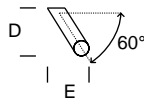
2CC.LOG.0001.00



| ART. | A | B | Ø | D | LOG SERVICE STANDARD | LOG SERVICE CUSTOM |
|--|---|---|-------|-------|----------------------|--------------------|
| 2AT.253.9999 .xx | | | 30 mm | 75 mm | + 2CC.LOG.0001.00 | + 2CC.LOG.9999.00 |
| Supporto aggiuntivo necessario per A > 600 mm - The additional support is necessary for A > 600 mm | | | | | | |
| 2AT.226.9999 .xx | | | 35 mm | 80 mm | + 2CC.LOG.0001.00 | + 2CC.LOG.9999.00 |
| Supporto aggiuntivo necessario per A > 800 mm - The additional support is necessary for A > 800 mm | | | | | | |




| ART. | A | B | Ø | D | E | LOG SERVICE STANDARD | LOG SERVICE CUSTOM |
|--|---|---|-------|-------|-------|----------------------|--------------------|
| 2AT.253.9991 .xx | | | 30 mm | 88 mm | 74 mm | + 2CC.LOG.0001.00 | + 2CC.LOG.9999.00 |
| Supporto aggiuntivo necessario per A > 600 mm - The additional support is necessary for A > 600 mm | | | | | | | |



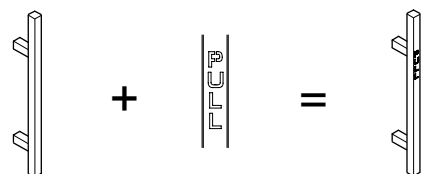
| ART. | A | B | □ | D | LOG SERVICE STANDARD | LOG SERVICE CUSTOM |
|--|---|---|-------|-------|----------------------|--------------------|
| 2AQ.121.9999 .xx | | | 30 mm | 75 mm | + 2CC.LOG.0001.00 | + 2CC.LOG.9999.00 |
| Supporto aggiuntivo necessario per A > 800 mm - The additional support is necessary for A > 800 mm | | | | | | |
| 2AQ.131.9999 .xx | | | 35 mm | 80 mm | + 2CC.LOG.0001.00 | + 2CC.LOG.9999.00 |
| Supporto aggiuntivo necessario per A > 1000 mm - The additional support is necessary for A > 1000 mm | | | | | | |

.XX = CODICE FINITURA - FINISH CODE

ALLUMINIO - ALUMINIUM

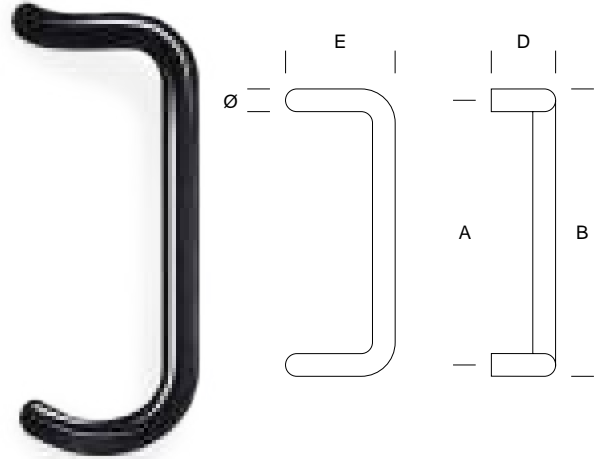
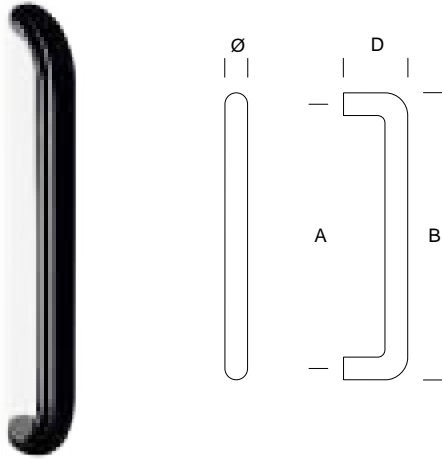


HOW TO ORDER



2CC.LOG.0001.00





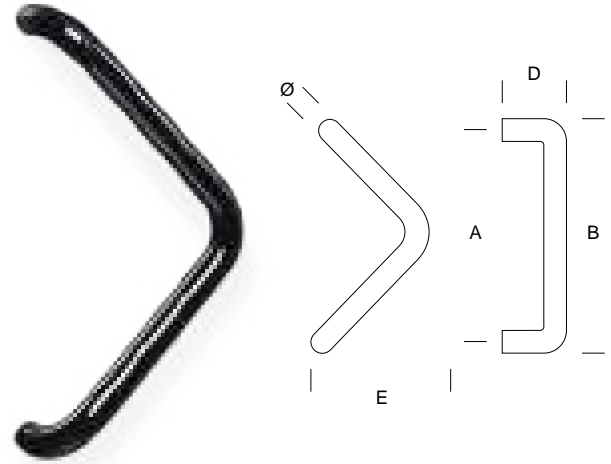
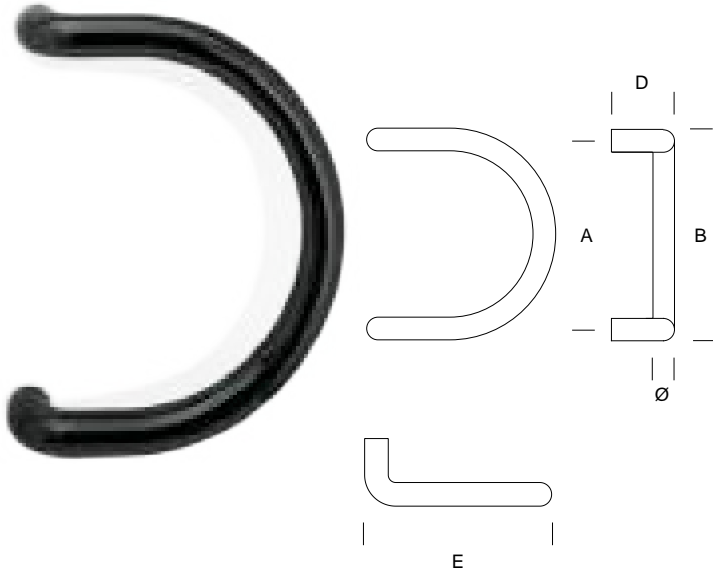
| ART. | A | B | Ø | D |
|------------------|--------|--------|-------|-------|
| M18.00S.0P23 .xx | 230 mm | 255 mm | 25 mm | 70 mm |
| M18.00S.0023 .xx | 230 mm | 260 mm | 30 mm | 85 mm |
| M18.00S.0032 .xx | 320 mm | 350 mm | 30 mm | 85 mm |
| M18.00S.0035 .xx | 350 mm | 385 mm | 35 mm | 85 mm |
| M18.00S.0065 .xx | 650 mm | 685 mm | 35 mm | 85 mm |

| ART. | A | B | Ø | D | E |
|------------------|--------|--------|-------|-------|--------|
| M18.00D.0P23 .xx | 230 mm | 255 mm | 25 mm | 70 mm | 120 mm |
| M18.00D.0023 .xx | 230 mm | 260 mm | 30 mm | 85 mm | 145 mm |
| M18.00D.0032 .xx | 320 mm | 350 mm | 30 mm | 85 mm | 145 mm |
| M18.00D.0035 .xx | 350 mm | 385 mm | 35 mm | 85mm | 155 mm |
| M18.00D.0065 .xx | 650 mm | 685 mm | 35 mm | 85 mm | 155 mm |

.XX = FINITURA
FINISH
FINITION
AFWERKUNG
AUSFÜHRUNG
page 384

FISSAGGI D
FIXING D
FIXATIONS D
BEFESTIGUNGEN D
BEVESTIGING D
page 392

I disegni riportati a catalogo sono indicativi degli ingombri.
Richiedere il disegno tecnico prima di effettuare le lavorazioni per l'installazione.
All dimensions in the catalog drawings are approximations.
Request the appropriate technical drawing before door preparation and installation.
Toutes les dimensions des dessins de catalogue sont approximatives. Demandez le dessin technique approprié avant la préparation et l'installation de la porte.
Alle Maße in den Katalogzeichnungen sind ungefähre Angaben. Fordern Sie vor der Vorbereitung und Installation der Türen die entsprechende technische Zeichnung an.



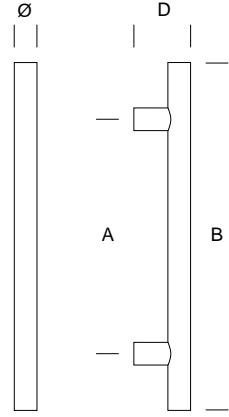
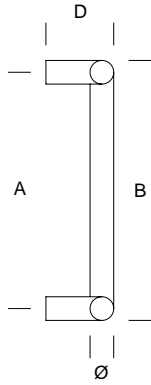
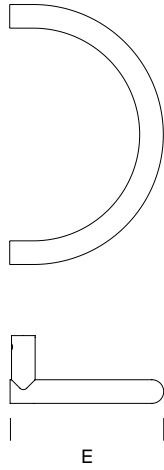
| ART. | A | B | Ø | D | E |
|------------------|--------|--------|-------|-------|--------|
| M18.00R.0015 .xx | 150 mm | 175 mm | 25 mm | 70 mm | 150 mm |
| M18.00R.0017 .xx | 170 mm | 195 mm | 25 mm | 70 mm | 170 mm |
| M18.00R.0023 .xx | 230 mm | 260 mm | 30 mm | 85 mm | 230 mm |
| M18.00R.0030 .xx | 300 mm | 330 mm | 30 mm | 85 mm | 260 mm |
| M18.00R.0035 .xx | 350 mm | 385 mm | 35 mm | 85 mm | 300 mm |

| ART. | A | B | Ø | D | E |
|------------------|--------|--------|-------|-------|--------|
| M18.00L.0030 .xx | 300 mm | 330 mm | 30 mm | 85 mm | 165 mm |
| M18.00L.0042 .xx | 425 mm | 460 mm | 35 mm | 85 mm | 225 mm |

.XX = FINITURA
FINISH
FINITION
AFWERKUNG
AUSFÜHRUNG
page 384

FISSAGGI D
FIXING D
FIXATIONS D
BEFESTIGUNGEN D
BEVESTIGING D
page 392

I disegni riportati a catalogo sono indicativi degli ingombri.
Richiedere il disegno tecnico prima di effettuare le lavorazioni per l'installazione.
All dimensions in the catalog drawings are approximations.
Request the appropriate technical drawing before door preparation and installation.
Toutes les dimensions des dessins de catalogue sont approximatives. Demandez le dessin technique approprié avant la préparation et l'installation de la porte.
Alle Maße in den Katalogzeichnungen sind ungefähre Angaben. Fordern Sie vor der Vorbereitung und Installation der Türen die entsprechende technische Zeichnung an.




| ART. | A | B | Ø | D | E |
|------------------|--------|--------|-------|-------|--------|
| M18.00T.0035 .xx | 350 mm | 385 mm | 35 mm | 70 mm | 220 mm |

| ART. | A | B | Ø | D |
|------------------|--------|--------|-------|-------|
| M18.00B.0035 .xx | 350 mm | 520 mm | 35 mm | 70 mm |
| M18.00B.0050 .xx | 550 mm | 720 mm | 35 mm | 70 mm |

.XX = FINITURA
FINISH
FINITION
AFWERKING
AUSFÜHRUNG
page 384

FISSAGGI D
FIXING D
FIXATIONS D
BEFESTIGUNGEN D
BEVESTIGING D
page 392

I disegni riportati a catalogo sono indicativi degli ingombri.
Richiedere il disegno tecnico prima di effettuare le lavorazioni per l'installazione.
All dimensions in the catalog drawings are approximations.
Request the appropriate technical drawing before door preparation and installation.
Toutes les dimensions des dessins de catalogue sont approximatives. Demandez le dessin technique approprié avant la préparation et l'installation de la porte.
Alle Maße in den Katalogzeichnungen sind ungefähre Angaben. Fordern Sie vor der Vorbereitung und Installation der Türen die entsprechende technische Zeichnung an.



| ART. | ◆ | A | B | Ø | D | E | F |
|--------------|--------|---------|---------|-------|-------|--------|--------|
| M18.00Z.0095 | .xx .1 | 950 mm | 985 mm | 35 mm | 85 mm | 155 mm | 120 mm |
| M18.00Z.0095 | .xx .2 | 950 mm | 985 mm | 35 mm | 85 mm | 155 mm | 120 mm |
| M18.00Z.0120 | .xx .1 | 1200 mm | 1235 mm | 35 mm | 85 mm | 155 mm | 120 mm |
| M18.00Z.0120 | .xx .2 | 1200 mm | 1235 mm | 35 mm | 85 mm | 155 mm | 120 mm |

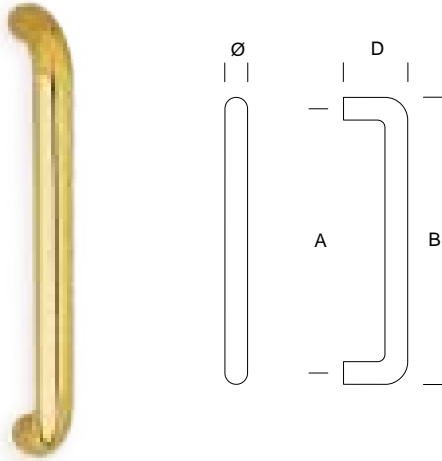
.XX = FINITURA
FINISH
FINITION
AFWERKUNG
AUSFÜHRUNG
page 384

FISSAGGI D
FIXING D
FIXATIONS D
BEFESTIGUNGEN D
BEVESTIGING D
page 392

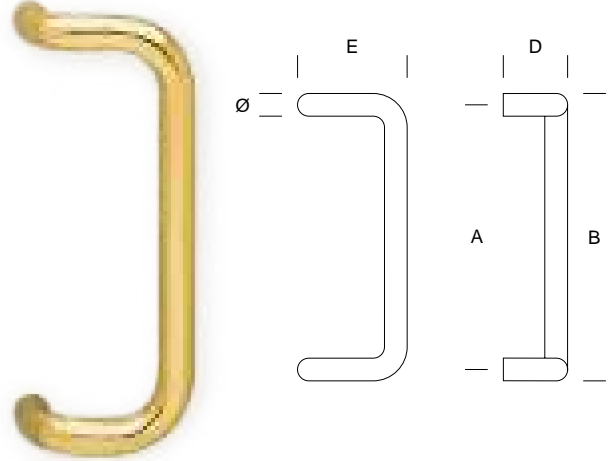
◆
. 1 DESTRO RIGHT DROITE RECHTS
. 2 SINISTRO LEFT GAUCHE LINKS

I disegni riportati a catalogo sono indicativi degli ingombri.
Richiedere il disegno tecnico prima di effettuare le lavorazioni per l'installazione.
All dimensions in the catalog drawings are approximations.
Request the appropriate technical drawing before door preparation and installation.
Toutes les dimensions des dessins de catalogue sont approximatives. Demandez le dessin technique approprié avant la préparation et l'installation de la porte.
Alle Maße in den Katalogzeichnungen sind ungefähre Angaben. Fordern Sie vor der Vorbereitung und Installation der Türen die entsprechende technische Zeichnung an.

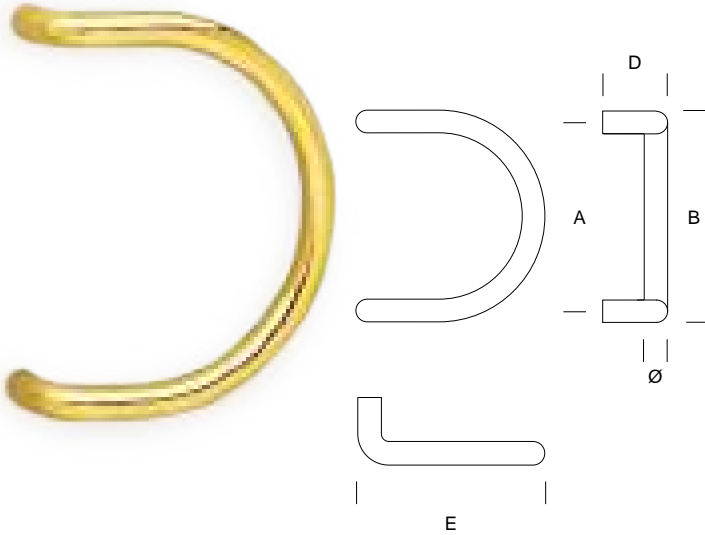




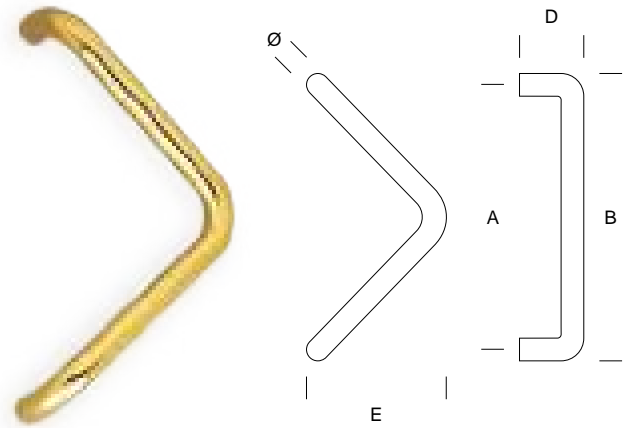
| ART. | A | B | Ø | D |
|-----------------|--------|--------|-------|-------|
| PVD.206.0000.81 | 300 mm | 330 mm | 30 mm | 75 mm |
| PVD.219.0000.81 | 350 mm | 385 mm | 35 mm | 85 mm |



| ART. | A | B | Ø | D | E |
|-----------------|--------|--------|-------|-------|--------|
| PVD.259.0000.81 | 300 mm | 330 mm | 30 mm | 75 mm | 135 mm |
| PVD.220.0000.81 | 350 mm | 385 mm | 35 mm | 85 mm | 155 mm |



| ART. | A | B | Ø | D | E |
|-----------------|--------|--------|-------|-------|--------|
| PVD.223.0000.81 | 300 mm | 330 mm | 30 mm | 75 mm | 260 mm |
| PVD.221.0000.81 | 350 mm | 385 mm | 35 mm | 85 mm | 300 mm |

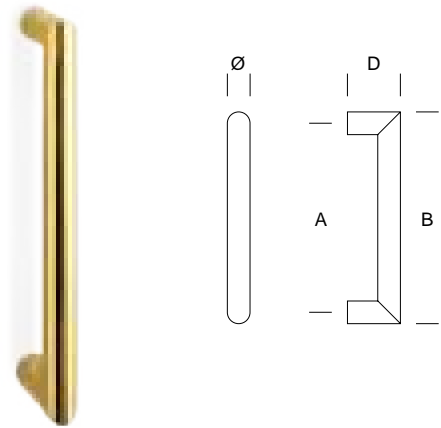
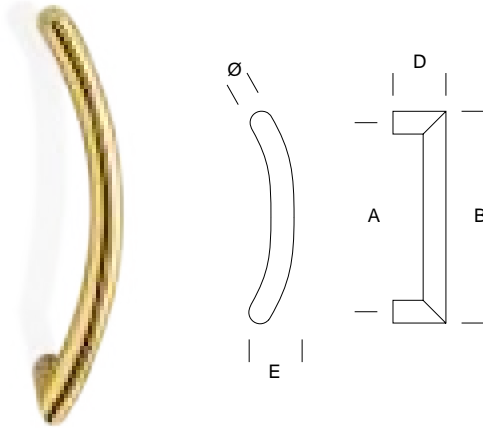


| ART. | A | B | Ø | D | E |
|-----------------|--------|--------|-------|-------|--------|
| PVD.251.0000.81 | 350 mm | 380 mm | 30 mm | 75 mm | 135 mm |

.XX = FINITURA
FINISH
FINITION
AFWERKUNG
AUSFÜHRUNG
page 384

FISSAGGI D
FIXING D
FIXATIONS D
BEFESTIGUNGEN D
BEVESTIGING D
page 393

I disegni riportati a catalogo sono indicativi degli ingombri.
Richiedere il disegno tecnico prima di effettuare le lavorazioni per l'installazione.
All dimensions in the catalog drawings are approximations.
Request the appropriate technical drawing before door preparation and installation.
Toutes les dimensions des dessins de catalogue sont approximatives. Demandez le dessin technique approprié avant la préparation et l'installation de la porte.
Alle Maße in den Katalogzeichnungen sind ungefähre Angaben. Fordern Sie vor der Vorbereitung und Installation der Türen die entsprechende technische Zeichnung an.



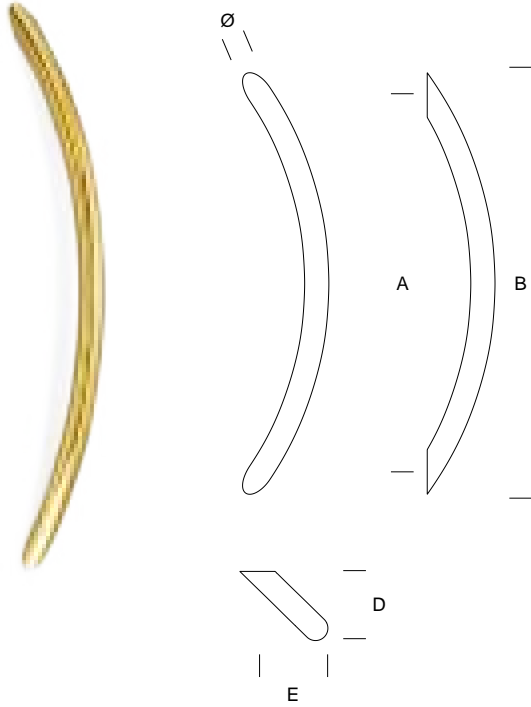
| ART. | A | B | Ø | D | E |
|-----------------|--------|--------|-------|-------|-------|
| PVD.201.0000.81 | 300 mm | 330 mm | 30 mm | 70 mm | 70 mm |
| PVD.203.0035.81 | 350 mm | 385 mm | 35 mm | 75 mm | 80 mm |

| ART. | A | B | Ø | D |
|-----------------|--------|--------|-------|-------|
| PVD.260.0000.81 | 200 mm | 220 mm | 20 mm | 60 mm |

.XX = FINITURA
FINISH
FINITION
AFWERKUNG
AUSFÜHRUNG
page 384

FISSAGGI D
FIXING D
FIXATIONS D
BEFESTIGUNGEN D
BEVESTIGUNG D
page 393

I disegni riportati a catalogo sono indicativi degli ingombri.
Richiedere il disegno tecnico prima di effettuare le lavorazioni per l'installazione.
All dimensions in the catalog drawings are approximations.
Request the appropriate technical drawing before door preparation and installation.
Toutes les dimensions des dessins de catalogue sont approximatives. Demandez le dessin technique approprié avant la préparation et l'installation de la porte.
Alle Maße in den Katalogzeichnungen sind ungefähre Angaben. Fordern Sie vor der Vorbereitung und Installation der Türen die entsprechende technische Zeichnung an.



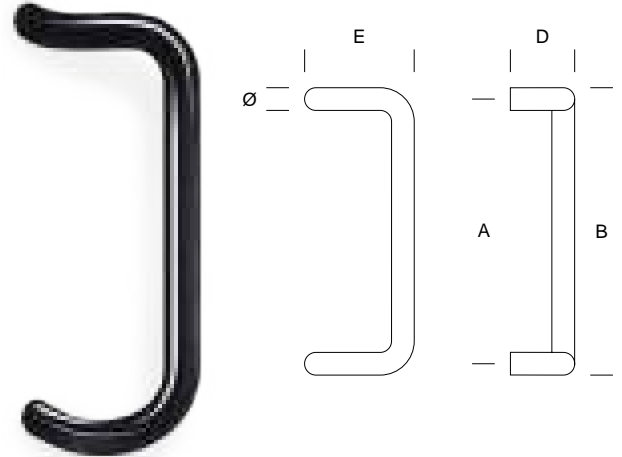
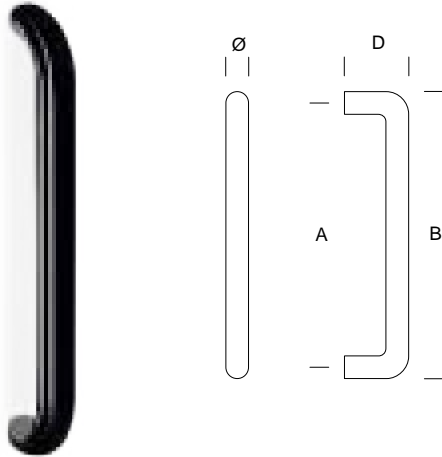
| ART. | A | B | Ø | D | E |
|-----------------|--------|--------|-------|-------|-------|
| PVD.051.0000.81 | 500 mm | 610 mm | 30 mm | 75 mm | 95 mm |

.XX = FINITURA
FINISH
FINITION
AFWERKING
AUSFÜHRUNG
page 384

FISSAGGI D
FIXING D
FIXATIONS D
BEFESTIGUNGEN D
BEVESTIGING D
page 393

I disegni riportati a catalogo sono indicativi degli ingombri.
Richiedere il disegno tecnico prima di effettuare le lavorazioni per l'installazione.
All dimensions in the catalog drawings are approximations.
Request the appropriate technical drawing before door preparation and installation.
Toutes les dimensions des dessins de catalogue sont approximatives. Demandez le dessin technique approprié avant la préparation et l'installation de la porte.
Alle Maße in den Katalogzeichnungen sind ungefähre Angaben. Fordern Sie vor der Vorbereitung und Installation der Türen die entsprechende technische Zeichnung an.





| ART. | A | B | Ø | D |
|--------------------|--------|--------|-------|-------|
| △ 3CC.305.0023 .xx | 230 mm | 260 mm | 30 mm | 70 mm |
| 3CC.319.0025 .xx | 250 mm | 280 mm | 30 mm | 70 mm |
| 3CC.320.0030 .xx | 300 mm | 330 mm | 30 mm | 70 mm |
| △ 3CC.306.0035 .xx | 350 mm | 385 mm | 35 mm | 70 mm |
| △ 3CC.310.0065 .xx | 650 mm | 685 mm | 35 mm | 70 mm |
| 3CC.310.9999 .xx | ☉ | ☉ | 35 mm | 70 mm |

| ART. | A | B | Ø | D | E |
|--------------------|--------|--------|-------|-------|--------|
| △ 3CC.307.0023 .xx | 230 mm | 260 mm | 30 mm | 70 mm | 110 mm |
| 3CC.321.0025 .xx | 250 mm | 280 mm | 30 mm | 70 mm | 120 mm |
| △ 3CC.322.0030 .xx | 300 mm | 330 mm | 30 mm | 70 mm | 120 mm |
| △ 3CC.308.0035 .xx | 350 mm | 385 mm | 35 mm | 70 mm | 120 mm |
| 3CC.311.0065 .xx | 650 mm | 685 mm | 35 mm | 70 mm | 120 mm |
| 3CC.311.9999 .xx | ☉ | ☉ | 35 mm | 70 mm | 120 mm |

.XX = FINITURA
FINISH
FINITION
AFWERKUNG
AUSFÜHRUNG
page 384

DI PRODUZIONE - STANDARD :

.10

A RICHIESTA - UPON REQUEST:
(lotti minimi da concordare - minimum lot to be agreed)

.01 .04 .07 .09 .17

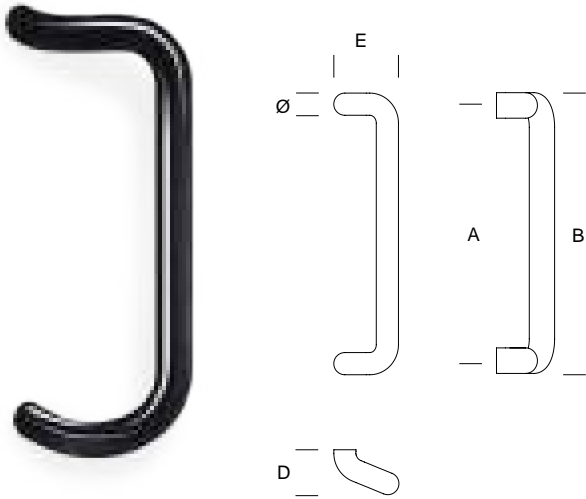


△ = Articoli non soggetti
a quantità minima
per colore bianco

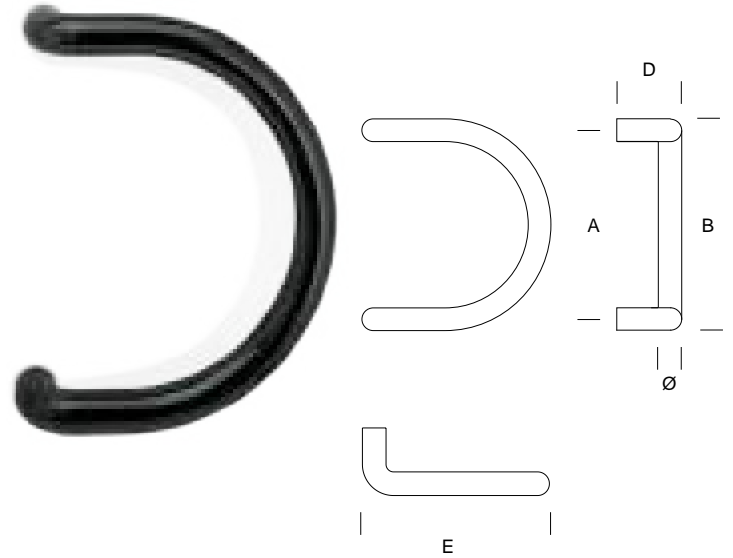
Articles available without
minium order quantity for
white colour

FISSAGGI D
FIXING D
FIXATIONS D
BEFESTIGUNGEN D
BEVESTIGING D
page 394

I disegni riportati a catalogo sono indicativi degli ingombri.
Richiedere il disegno tecnico prima di effettuare le lavorazioni per l'installazione.
All dimensions in the catalog drawings are approximations.
Request the appropriate technical drawing before door preparation and installation.
Toutes les dimensions des dessins de catalogue sont approximatives. Demandez le
dessin technique approprié avant la préparation et l'installation de la porte.
Alle Maße in den Katalogzeichnungen sind ungefähre Angaben. Fordern Sie vor der
Vorbereitung und Installation der Türen die entsprechende technische Zeichnung an.



| ART. | A | B | Ø | D | E |
|------------------|--------|--------|-------|-------|--------|
| 3CC.308.0351 .xx | 350 mm | 385 mm | 35 mm | 80 mm | 110 mm |



| ART. | A | B | Ø | D | E |
|------------------|--------|--------|-------|-------|--------|
| 3CC.309.0023 .xx | 230 mm | 260 mm | 30 mm | 70 mm | 190 mm |
| 3CC.329.0025 .xx | 250 mm | 280 mm | 30 mm | 70 mm | 210 mm |
| 3CC.318.0030 .xx | 300 mm | 335 mm | 35 mm | 70 mm | 265 mm |

.XX = FINITURA
FINISH
FINITION
AFWERKUNG
AUSFÜHRUNG
page 384

DI PRODUZIONE - STANDARD :

.10

■

A RICHIESTA - UPON REQUEST:
(lotti minimi da concordare - minimum lot to be agreed)

.01 .04 .07 .09 .17

□ ■ ■ ■ ■

FISSAGGI D
FIXING D
FIXATIONS D
BEFESTIGUNGEN D
BEVESTIGING D
page 394

I disegni riportati a catalogo sono indicativi degli ingombri.

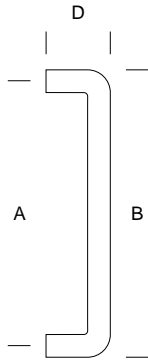
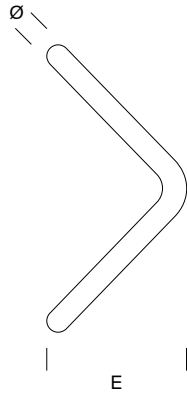
Richiedere il disegno tecnico prima di effettuare le lavorazioni per l'installazione.

All dimensions in the catalog drawings are approximations.

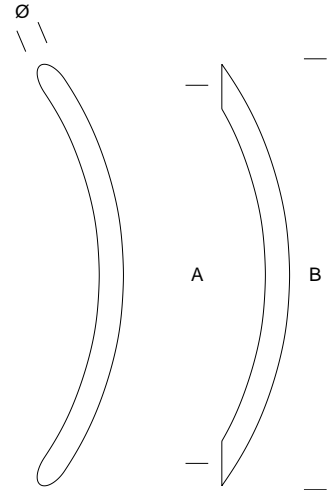
Request the appropriate technical drawing before door preparation and installation.

Toutes les dimensions des dessins de catalogue sont approximatives. Demandez le dessin technique approprié avant la préparation et l'installation de la porte.

Alle Maße in den Katalogzeichnungen sind ungefähre Angaben. Fordern Sie vor der Vorbereitung und Installation der Türen die entsprechende technische Zeichnung an.



| ART. | A | B | Ø | D | E |
|------------------|--------|--------|-------|-------|--------|
| 3CC.330.0030 .xx | 300 mm | 330 mm | 30 mm | 65 mm | 165 mm |
| 3CC.316.0042 .xx | 425 mm | 460 mm | 35 mm | 70 mm | 235 mm |



| ART. | A | B | Ø | D | E |
|------------------|--------|--------|-------|-------|--------|
| 3CC.335.0043 .xx | 430 mm | 530 mm | 35 mm | 80 mm | 125 mm |
| 3CC.336.0050 .xx | 500 mm | 645 mm | 35 mm | 75 mm | 80 mm |

.XX = FINITURA
FINISH
FINITION
AFWERKUNG
AUSFÜHRUNG
page 384

DI PRODUZIONE - STANDARD :

.10



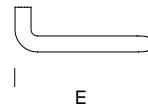
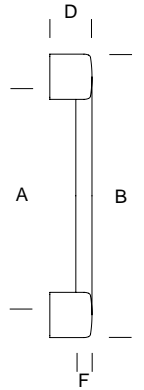
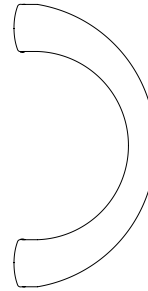
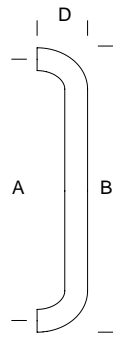
A RICHIESTA - UPON REQUEST:
(lotti minimi da concordare - minimum lot to be agreed)

.01 .04 .07 .09 .17



FISSAGGI D
FIXING D
FIXATIONS D
BEFESTIGUNGEN D
BEVESTIGING D
page 394

I disegni riportati a catalogo sono indicativi degli ingombri.
Richiedere il disegno tecnico prima di effettuare le lavorazioni per l'installazione.
All dimensions in the catalog drawings are approximations.
Request the appropriate technical drawing before door preparation and installation.
Toutes les dimensions des dessins de catalogue sont approximatives. Demandez le dessin technique approprié avant la préparation et l'installation de la porte.
Alle Maße in den Katalogzeichnungen sind ungefähre Angaben. Fordern Sie vor der Vorbereitung und Installation der Türen die entsprechende technische Zeichnung an.



| ART. | A | B | Ø | D | E |
|--------------------|--------|--------|-------|-------|--------|
| △ 3CC.331.0035 .xx | 350 mm | 385 mm | 35 mm | 73 mm | 125 mm |

| ART. | A | B | D | E | F |
|------------------|--------|--------|-------|--------|-------|
| 3CC.358.0032 .xx | 320 mm | 430 mm | 72 mm | 210 mm | 30 mm |

.XX = FINITURA
FINISH
FINITION
AFWÄHRUNG
AUSFÜHRUNG
page 384

DI PRODUZIONE - STANDARD :

.10

A RICHIESTA - UPON REQUEST:
(lotti minimi da concordare - minimum lot to be agreed)

.01 .04 .07 .09 .17

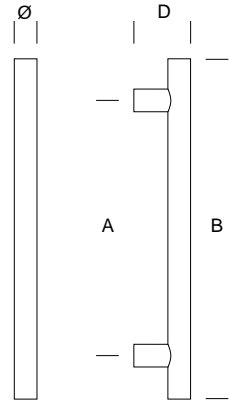
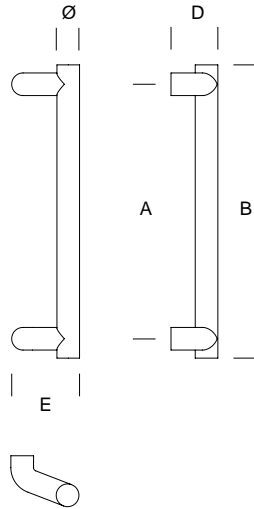


△ = Articoli non soggetti
a quantità minima
per colore bianco

Articles available without
minimum order quantity for
white colour

FISSAGGI D
FIXING D
FIXATIONS D
BEFESTIGUNGEN D
BEVESTIGING D
page 394

I disegni riportati a catalogo sono indicativi degli ingombri.
Richiedere il disegno tecnico prima di effettuare le lavorazioni per l'installazione.
All dimensions in the catalog drawings are approximations.
Request the appropriate technical drawing before door preparation and installation.
Toutes les dimensions des dessins de catalogue sont approximatives. Demandez le dessin technique approprié avant la préparation et l'installation de la porte.
Alle Maße in den Katalogzeichnungen sind ungefähre Angaben. Fordern Sie vor der Vorbereitung und Installation der Türen die entsprechende technische Zeichnung an.



| ART. | A | B | Ø | D | E |
|------------------|--------|--------|-------|-------|-------|
| 3CC.332.0035 .xx | 350 mm | 400 mm | 35 mm | 70 mm | 85 mm |

| ART. | A | B | Ø | D |
|--------------------|--------|--------|-------|-------|
| △ 3CC.314.0035 .xx | 350 mm | 520 mm | 35 mm | 70 mm |
| 3CC.315.0055 .xx | 550 mm | 720 mm | 35 mm | 70 mm |
| 3CC.315.9999 .xx | ☉ | ☉ | 35 mm | 70 mm |

.XX = FINITURA
FINISH
FINITION
AFWERKING
AUSFÜHRUNG
page 384

DI PRODUZIONE - STANDARD :

.10



A RICHIESTA - UPON REQUEST:
(lotti minimi da concordare - minimum lot to be agreed)

.01 .04 .07 .09 .17



△ = Articoli non soggetti
a quantità minima
per colore bianco

Articles available without
minium order quantity for
white colour

FISSAGGI D
FIXING D
FIXATIONS D
BEFESTIGUNGEN D
BEVESTIGING D
page 394

I disegni riportati a catalogo sono indicativi degli ingombri.


Richiedere il disegno tecnico prima di effettuare le lavorazioni per l'installazione.

All dimensions in the catalog drawings are approximations.

Request the appropriate technical drawing before door preparation and installation.

Toutes les dimensions des dessins de catalogue sont approximatives. Demandez le dessin technique approprié avant la préparation et l'installation de la porte.

Alle Maße in den Katalogzeichnungen sind ungefähre Angaben. Fordern Sie vor der Vorbereitung und Installation der Türen die entsprechende technische Zeichnung an.



| ART. | ◆ | A | B | Ø | D | E | F |
|-----------------------|---|---------|---------|-------|-------|--------|-------|
| 3CC.313.0095 .xx .1 | | 950 mm | 985 mm | 35 mm | 70 mm | 120 mm | 85 mm |
| 3CC.313.0095 .xx .2 | | 950 mm | 985 mm | 35 mm | 70 mm | 120 mm | 85 mm |
| △ 3CC.313.0120 .xx .1 | | 1200 mm | 1235 mm | 35 mm | 70 mm | 120 mm | 85 mm |
| △ 3CC.313.0120 .xx .2 | | 1200 mm | 1235 mm | 35 mm | 70 mm | 120 mm | 85 mm |
| 3CC.313.9999 .xx .1 | ☉ | ☉ | ☉ | 35 mm | 70 mm | 120 mm | 85 mm |
| 3CC.313.9999 .xx .2 | ☉ | ☉ | ☉ | 35 mm | 70 mm | 120 mm | 85 mm |

.XX = FINITURA
FINISH
FINITION
AFWERKUNG
AUSFÜHRUNG
page 384

DI PRODUZIONE - STANDARD :

.10

A RICHIESTA - UPON REQUEST:
(lotti minimi da concordare - minimum lot to be agreed)

.01 .04 .07 .09 .17



△ = Articoli non soggetti
a quantità minima
per colore bianco

Articles available without
minimum order quantity for
white colour

FISSAGGI D
FIXING D
FIXATIONS D
BEFESTIGUNGEN D
BEVESTIGING D
page 394

I disegni riportati a catalogo sono indicativi degli ingombri.
Richiedere il disegno tecnico prima di effettuare le lavorazioni per l'installazione.
All dimensions in the catalog drawings are approximations.
Request the appropriate technical drawing before door preparation and installation.
Toutes les dimensions des dessins de catalogue sont approximatives. Demandez le dessin technique approprié avant la préparation et l'installation de la porte.
Alle Maße in den Katalogzeichnungen sind ungefähre Angaben. Fordern Sie vor der Vorbereitung und Installation der Türen die entsprechende technische Zeichnung an.

MANIGLIONI CON SERRATURA

LOCKING LADDER PULLS

I MANIGLIONI CON SERRATURA PBA SONO STATI NOMINATI PER IL "COMPASSO D'ORO". LA SERRATURA INTEGRATA NEL MANIGLIONE PRESERVA IL DESIGN DELLA PORTA. REALIZZATI IN SEZIONE TONDA, QUADRATA, ELLITTICA, SONO PRODOTTI IN ACCIAIO AISI 316L E IN ALLUMINIO. POSSONO ESSERE PERSONALIZZATI CON INSERTI IN PELLE REALIZZATI CON GLI STESSI PELLAMI E LE LAVORAZIONI ARTIGIANE USATE DA PRESTIGIOSE CASE AUTOMOBILISTICHE. PBA LOCKABLE PULLS HAVE BEEN APPOINTED FOR THE "COMPASSO D'ORO". THE LOCK INTEGRATED IN THE HANDLE PRESERVES THE DESIGN OF THE DOOR. MADE IN ROUND, SQUARE AND ELLIPTICAL PROFILE, THEY ARE PRODUCED IN AISI 316L STAINLESS STEEL AND ALUMINUM. THEY CAN BE CUSTOMIZED WITH LEATHER INSERTS MADE WITH THE SAME LEATHER AND CRAFTSMANSHIP USED BY PRESTIGIOUS CAR MAKERS.





PROGRAMMA K-LOCK KLP

Stainless steel AISI 316L

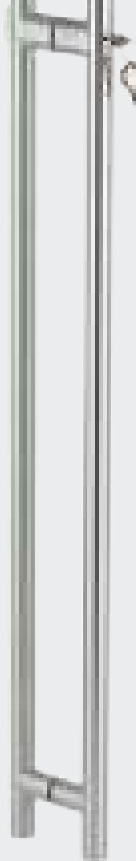
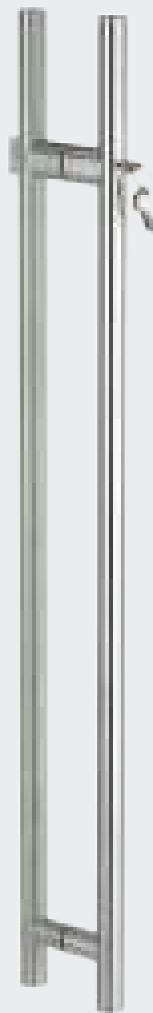

page 118



PROGRAMMA K-LOCK KLO

Stainless steel AISI 316L

page 136




PROGRAMMA K-LOCK KLO
KEY SIDE BOLT

Stainless steel AISI 316L

USA
standard
requirements

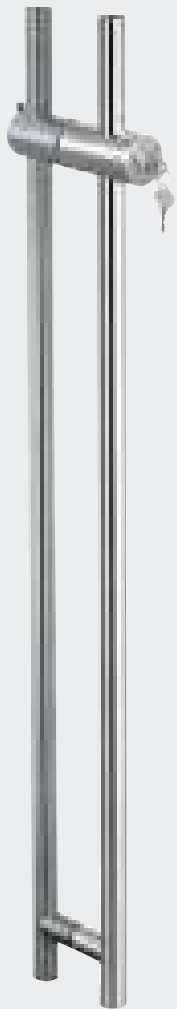
page 163



PROGRAMMA K-LOCK KLR
LEAN

Stainless steel AISI 316L

page 182



PROGRAMMA K-LOCK
SPECIALS



Stainless steel AISI 316L
Leather

page 200

PROGRAMMA K-LOCK
DIGITAL

Stainless steel AISI 316L


page 209



PROGRAMMA K-LOCK KLA
ALUMINIUM

Aluminium

page 212




PROGRAMMA K-LOCK KLA
KEY SIDE BOLT
ALUMINIUM

Aluminium

USA
standard
requirements

page 234



LEGEND
page 1

TECHNICAL REFERENCES
page 396

PROGRAMMA K-LOCK KLP



SUPPORTO
POST

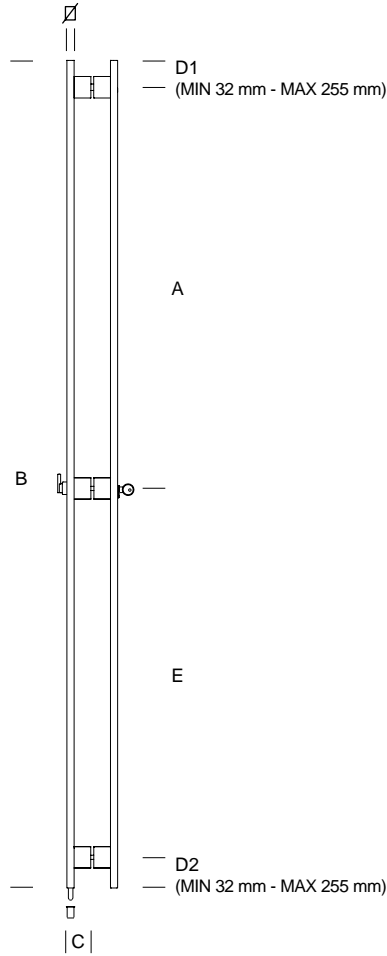





CILINDRO PROFILO EUROPEO
EUROPEAN CYLINDER

















CILINDRO PROFILO AMERICANO RIM
AMERICAN RIM CYLINDER

LOCKING
FULL SIZE



- 
 EUROPEAN
PROFIL CYLINDER
INCLUDED
- 
 PUNTALE REGOLABILE
ADJUSTABLE STEEL
DEAD BOLT
PIVOT RÉGLABLE
REGULIERBARER
SCHLISSANKER
REGLBARE
ONDOORZAAGBARE
SLUITSTANG
- 
 POZZETTO
ANTIPOLVERE
DUST-FREE
FLOOR SOCKET
GÂCHE ANTI-
POUSSIÈRE
ANTISTAUB
BODENBUCHSE
VLOERPOT MET
ANTI-STOFBESCHERMING

PAIR

| | ART. | A | B | C | D1 | D2 | E | ∅ |
|------|--|---|---|-------|---|---|---|----------|
| PAIR |  KLP.FY4.0000. xx | 1050 mm | 2200 mm | 67 mm | 75 mm | 75 mm | 1000 mm | 50x20 mm |
| |  KLP.FY4.9999. xx |  |  | 67 mm |  |  |  | 50x20 mm |
| PAIR |  KLP.FY6.0000. xx | 1050 mm | 2200 mm | 67 mm | 75 mm | 75 mm | 1000 mm | 50x20 mm |
| |  KLP.FY6.9990. xx |  |  | 67 mm |  |  |  | 50x20 mm |

.XX = FINITURA
FINISH
FINITION
AFWERKING
AUSFÜHRUNG
page 384

INCONTRO SUPERIORE
STRIKE DETAILS
GÂCHE
ZAPFENBAND - OBERTEIL
BOVENLICHTSLUITSTUK
page 396

A RICHIESTA FINITURA ACCIAIO INOX VERNICIATO
ON REQUEST FINISH STAINLESS STEEL
POWDERCOATED
A LA DEMANDE FINITION ACIER INOXIDABLE LAQUÉ
AUF ANFRAGE AUSFÜHRUNGEN EDELSTAHL
ROSTFREI LACKIERT
OP AANVRAAG AFWERKINGEN ROESTVAST STAAL
GELAKT
page 384

DP1 = PREPARAZIONE PORTA - DOOR PREPARATION
PREPARATION DE LA PORTE - TÜRVORBEREITUNG
page 401

DISTANZIATORI PER PORTA A DOPPIO VETRO
SPACERS FOR DOUBLE GLAZED DOOR
ENTRETOISES POUR PORTE DOUBLE VITRAGE
ABSTANDSHALTER FÜR DOPPELGLASTÜR
KLP.KIT.9994
page 399-400

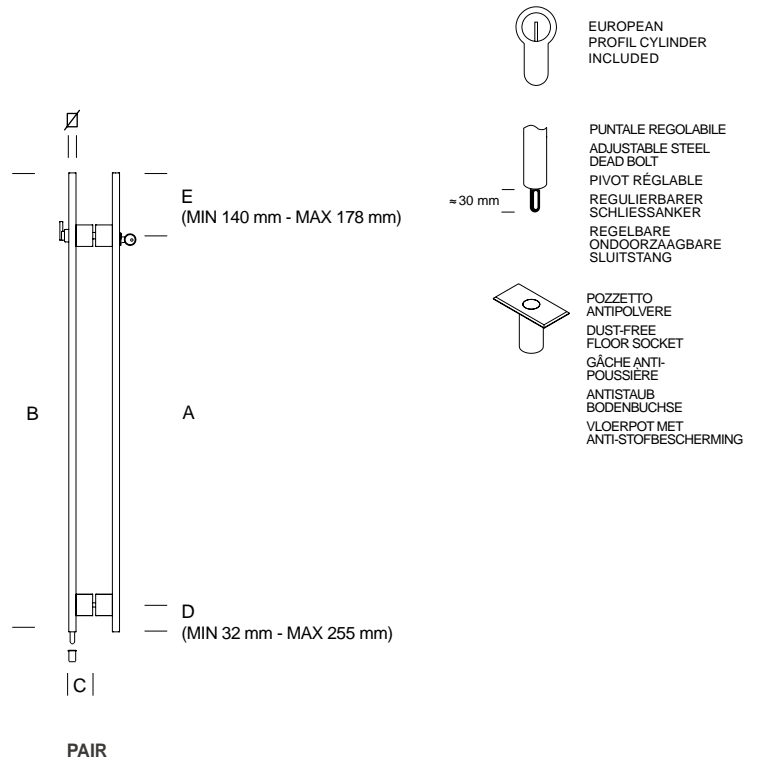

VERSIONE SENZA SERRATURA
COMBINED NON LOCKING
MODÈLE SANS SERRURE
VERSION OHNE VERSCHLUSS
VERSIE ZONDER SLOT
page 129

ART.
KLP.0G4.000U
KLP.0G4.999U

COMPONENTI:
NERO PER FINITURA VERNICIATO NERO
GRIGIO PER FINITURA VERNICIATO CHIARO E ACCIAIO INOX
EDGE COMPONENT:
BLACK FOR DARK COLOUR POWDER
GREY FOR LIGHT COLOUR POWDER AND STAINLESS STEEL
COMPOSANT
NOIR POUR FINITION LAQUEE NOIRE
GRIS POUR FINITION LAQUEE CLAIRES ET INOX
KOMPONENTEN
SCHWARZ FÜR SCHWARZ LACKIERTE AUSFÜHRUNG
GRAU FÜR HELL LACKIERTE AUSFÜHRUNG UND EDELSTAHL

I disegni riportati a catalogo sono indicativi degli ingombri.
Richiedere il disegno tecnico prima di effettuare le lavorazioni per l'installazione.
All dimensions in the catalog drawings are approximations.
Request the appropriate technical drawing before door preparation and installation.
Toutes les dimensions des dessins de catalogue sont approximatives. Demandez le dessin technique approprié avant la préparation et l'installation de la porte.
Alle Maße in den Katalogzeichnungen sind ungefähre Angaben. Fordern Sie vor der Vorbereitung und Installation der Türen die entsprechende technische Zeichnung an.

LOCKING
HALF SIZE



| PAIR | ART. | A | B | C | D | E | Ø |
|------|------------------|---------|---------|-------|-------|--------|----------|
| | KLP.FY2.0000. xx | 1000 mm | 1250 mm | 67 mm | 75 mm | 175 mm | 50X20 mm |
| | KLP.FY2.9999. xx | ☉ | ☉ | 67 mm | ☉ | ☉ | 50X20 mm |

.XX = FINITURA
FINISH
FINITION
AFWERKING
AUSFÜHRUNG
page 384

COMPONENTI:
NERO PER FINITURA VERNICIATO NERO
GRIGIO PER FINITURA VERNICIATO CHIARO E ACCIAIO INOX
EDGE COMPONENT:
BLACK FOR DARK COLOUR POWDER
GREY FOR LIGHT COLOUR POWDER AND STAINLESS STEEL
COMPOSANT
NOIR POUR FINITION LAQUEE NOIRE
GRIS POUR FINITION LAQUEE CLAIRE ET INOX
KOMPONENTEN
SCHWARZ FÜR SCHWARZ LACKIERTE AUSFÜHRUNG
GRAU FÜR HELL LACKIERTE AUSFÜHRUNG UND EDELSTAHL

A RICHIESTA FINITURA ACCIAIO INOX VERNICIATO
ON REQUEST FINISH STAINLESS STEEL
POWDERCOATED
A LA DEMANDE FINITION ACIER INOXIDABLE LAQUÉ
AUF ANFRAGE AUSFÜHRUNGEN EDELSTAHL
ROSTFREI LACKIERT
OP AANVRAAG AFWERKINGEN ROESTVAST STAAL
GELAKT
page 384


I disegni riportati a catalogo sono indicativi degli ingombri.
Richiedere il disegno tecnico prima di effettuare le lavorazioni per l'installazione.
All dimensions in the catalog drawings are approximations.
Request the appropriate technical drawing before door preparation and installation.
Toutes les dimensions des dessins de catalogue sont approximatives. Demandez le dessin technique approprié avant la préparation et l'installation de la porte.
Alle Maße in den Katalogzeichnungen sind ungefähre Angaben. Fordern Sie vor der Vorbereitung und Installation der Türen die entsprechende technische Zeichnung an.

DP2 = PREPARAZIONE PORTA - DOOR PREPARATION
PREPARATION DE LA PORTE - TÜRVORBEREITUNG
page 402

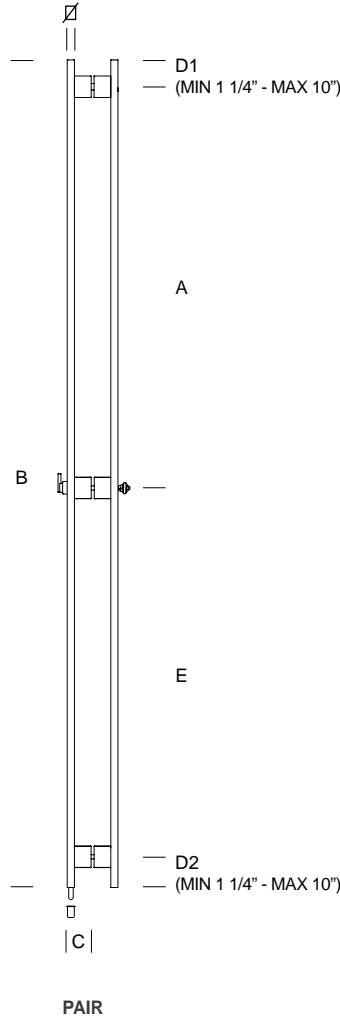
DISTANZIATORI PER PORTA A DOPPIO VETRO
SPACERS FOR DOUBLE GLAZED DOOR
ENTRETOISES POUR PORTE DOUBLE VITRAGE
ABSTANDSHALTER FÜR DOPPELGLASTÜR
KLP.KIT.9992
page 399-400

VERSIONE SENZA SERRATURA
COMBINED NON LOCKING
MODELE SANS SERRURE
VERSION OHNE VERSCHLUSS
VERSIE ZONDER SLOT
page 133

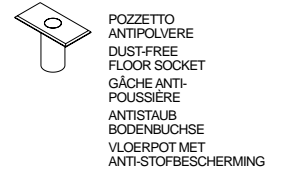
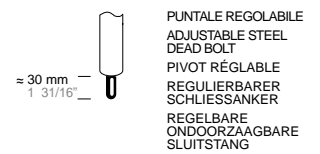
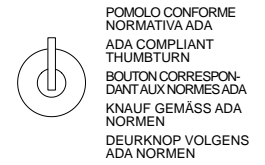
ART.
KLP.0G2.000U
KLP.0G2.999U



LOCKING
FULL SIZE







CILINDRO NON INCLUSO
CYLINDER NOT INCLUDED



BRAND OF COMPATIBLE RIM CYLINDER:

- ARROW
- CORBIN RUSSWIN
- MEDECO
- SCHLAGE
- BEST
- KABAILCO
- SARGENT
- YALE

| | ART | A | B | C | D1 | D2 | E | Ø |
|-----------------------|--|----------------------|--------------------|-----------------|-------------------|-------------------|--------------------|------------------------------|
| PAIR |  KLP.0F4.000U. xx | 1050 mm 41 11/32" | 2200 mm 86 5/8" | 67 mm 2 5/8" | 75 mm 2 15/16" | 75 mm 2 15/16" | 1000 mm 39 3/8" | 50x20 mm 1 31/32"x 25/32" |
| BOTTOM LOCKING |  KLP.0F4.0U72. xx | custom | 1828 mm 72" | 67 mm 2 5/8" | custom | custom | custom | 50x20 mm 1 31/32"x 25/32" |
| | KLP.0F4.0U84. xx | custom | 2133 mm 84" | 67 mm 2 5/8" | custom | custom | custom | 50x20 mm 1 31/32"x 25/32" |
| | KLP.0F4.999U. xx | custom | custom | 67 mm 2 5/8" | custom | custom | custom | 50x20 mm 1 31/32"x 25/32" |
| PAIR |  KLP.0F6.000U. xx | 1050 mm 41 11/32" | 2200 mm 86 5/8" | 67 mm 2 5/8" | 75 mm 2 15/16" | 75 mm 2 15/16" | 1000 mm 39 3/8" | 50x20 mm 1 31/32"x 25/32" |
| TOP/BOTTOM LOCKING |  KLP.0F6.999U. xx | custom | custom | 67 mm 2 5/8" | custom | custom | custom | 50x20 mm 1 31/32"x 25/32" |

.XX = FINITURA
FINISH
FINITION
AFWERKUNG
AUSFÜHRUNG
page 384

INCONTRO SUPERIORE
STRIKE DETAILS
GÂCHE
ZAPFENBAND - OBERTEIL
BOVENLICHTSLUITSTUK
page 396

A RICHIESTA FINITURA ACCIAIO INOX VERNICIATO
ON REQUEST FINISH STAINLESS STEEL
POWDERCOATED
A LA DEMANDE FINITION ACIER INOXIDABLE LAQUEE
AUF ANFRAGE AUSFÜHRUNGEN EDELSTAHL
ROSTFREI LACKIERT
OP AANVRAAG AFWERKINGEN ROESTVAST STAAL
GELAKT
page 384

DP1 = PREPARAZIONE PORTA - DOOR PREPARATION
PREPARATION DE LA PORTE - TÜRVORBEREITUNG
page 401

DISTANZIATORI PER PORTA A DOPPIO VETRO
SPACERS FOR DOUBLE GLAZED DOOR
ENTRETOISES POUR PORTE DOUBLE VITRAGE
ABSTANDSHALTER FÜR DOPPELGLASTÜR
KLP.KIT.9994
page 399-400

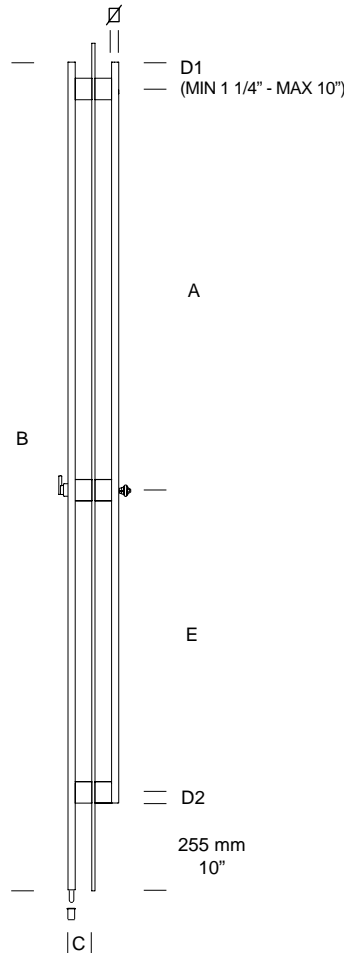
VERSIONE SENZA SERRATURA
COMBINED NON LOCKING
MODÈLE SANS SERRURE
VERSION OHNE VERSCHLUSS
VERSIE ZONDER SLOT
page 129

ART.
KLP.0G4.000U
KLP.0G4.999U
KLP.0G4.0U72
KLP.0G4.0U84

COMPONENTI:
NERO PER FINITURA VERNICIATO NERO
GRIGIO PER FINITURA VERNICIATO CHIARO E ACCIAIO INOX
EDGE COMPONENT:
BLACK FOR DARK COLOUR POWDER
GREY FOR LIGHT COLOUR POWDER AND STAINLESS STEEL
COMPOSANT
NOIR POUR FINITION LAQUEE NOIRE
GRIS POUR FINITION LAQUEE CLAIRE ET INOX
KOMPONENTEN
SCHWARZ FÜR SCHWARZ LACKIERTE AUSFÜHRUNG
GRAU FÜR HELL LACKIERTE AUSFÜHRUNG UND EDELSTAHL

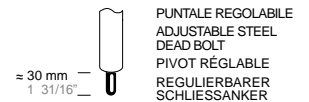
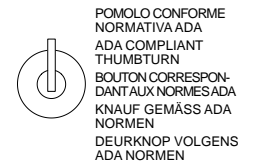
I disegni riportati a catalogo sono indicativi degli ingombri.
Richiedere il disegno tecnico prima di effettuare le lavorazioni per l'installazione.
All dimensions in the catalog drawings are approximations.
Request the appropriate technical drawing before door preparation and installation.
Toutes les dimensions des dessins de catalogue sont approximatives. Demandez le dessin technique approprié avant la préparation et l'installation de la porte.
Alle Maße in den Katalogzeichnungen sind ungefähre Angaben. Fordern Sie vor der Vorbereitung und Installation der Türen die entsprechende technische Zeichnung an.

LOCKING
FULL SIZE



ADA
10"
clearance
layout

CILINDRO NON INCLUSO
CYLINDER NOT INCLUDED



REGOLIBARE ONDOORZAAGBARE
SLUITSTANG

REGELBARE ONDOORZAAGBARE
SLUITSTANG

ANTISTAUB
BODENBUCHSE

VLOERPOT MET
ANTI-STOFBESCHERMING

| BRAND OF COMPATIBLE RIM CYLINDER: | |
|-----------------------------------|------------|
| - ARROW | - BEST |
| - CORBIN RUSSWIN | - KABAILCO |
| - MEDECO | - SARGENT |
| - SCHLAGE | - YALE |

PAIR

PAIR
BOTTOM
LOCKING



| ART | A | B | C | D1 | D2 | E | Ø |
|------------------|----------------------|--------------------|-----------------|-------------------|--------------------|--------------------|-------------------------------|
| KLP.0F4.00TU. xx | 1050 mm 41 11/32" | 2200 mm 86 5/8" | 67 mm 2 5/8" | 75 mm 2 15/16" | 31,75 mm 1 1/4" | 789 mm 31 1/16" | 50x20 mm 1 31/32" x 25/32" |
| KLP.0F4.TU72. xx | custom | 1828 mm 72" | 67 mm 2 5/8" | custom | 31,75 mm 1 1/4" | custom | 50x20 mm 1 31/32" x 25/32" |
| KLP.0F4.TU84. xx | custom | 2133 mm 84" | 67 mm 2 5/8" | custom | 31,75 mm 1 1/4" | custom | 50x20 mm 1 31/32" x 25/32" |
| KLP.0F4.99TU. xx | custom | custom | 67 mm 2 5/8" | custom" | 31,75 mm 1 1/4" | custom | 50x20 mm 1 31/32" x 25/32" |

.XX = FINITURA
FINISH
FINITION
AFWERKING
AUSFÜHRUNG
page 384

COMPONENTI:
NERO PER FINITURA VERNICIATO NERO
GRIGIO PER FINITURA VERNICIATO CHIARO E ACCIAIO INOX
EDGE COMPONENT:
BLACK FOR DARK COLOUR POWDER
GREY FOR LIGHT COLOUR POWDER AND STAINLESS STEEL
COMPOSANT
NOIR POUR FINITION LAQUEE NOIRE
GRIS POUR FINITION LAQUEE CLAIRE ET INOX
KOMPONENTEN
SCHWARZ FÜR SCHWARZ LACKIERTE AUSFÜHRUNG
GRAU FÜR HELL LACKIERTE AUSFÜHRUNG UND EDELSTAHL

A RICHIESTA FINITURA ACCIAIO INOX VERNICIATO
ON REQUEST FINISH STAINLESS STEEL
POWDERCOATED
A LA DEMANDE FINITION ACIER INOXIDABLE LAQUEE
AUF ANFRAGE AUSFÜHRUNGEN EDELSTAHL
ROSTFREI LACKIERT
OP AANVRAAG AFWERKINGEN ROESTVAST STAAL
GELAKT
page 384

I disegni riportati a catalogo sono indicativi degli ingombri.
Richiedere il disegno tecnico prima di effettuare le lavorazioni per l'installazione.
All dimensions in the catalog drawings are approximations.
Request the appropriate technical drawing before door preparation and installation.
Toutes les dimensions des dessins de catalogue sont approximatives. Demandez le dessin technique approprié avant la préparation et l'installation de la porte.
Alle Maße in den Katalogzeichnungen sind ungefähre Angaben. Fordern Sie vor der Vorbereitung und Installation der Türen die entsprechende technische Zeichnung an.

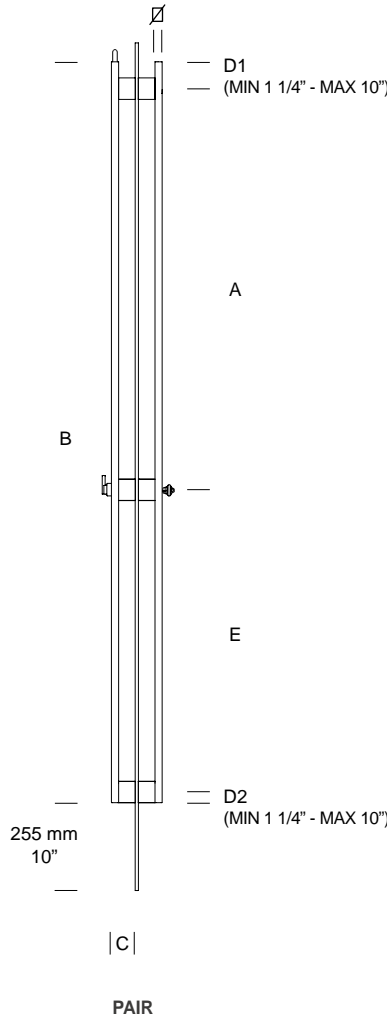

DP1 = PREPARAZIONE PORTA - DOOR PREPARATION
PREPARATION DE LA PORTE - TÜRVORBEREITUNG
page 401

DISTANZIATORI PER PORTA A DOPPIO VETRO
SPACERS FOR DOUBLE GLAZED DOOR
ENTRETOISES POUR PORTE DOUBLE VITRAGE
ABSTANDSHALTER FÜR DOPPELGLASTÜR
KLP.KIT.9994
page 399-400

VERSIONE SENZA SERRATURA
COMBINED NON LOCKING
MODÈLE SANS SERRURE
VERSION OHNE VERSCHLUSS
VERSIE ZONDER SLOT
page 130

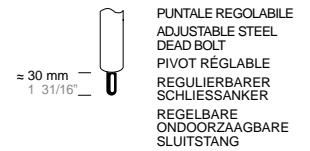
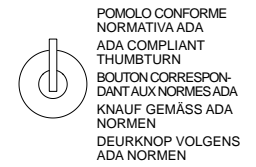
ART.
KLP.0G4.00TU
KLP.0G4.99TU
KLP.0G4.TU72
KLP.0G4.TU84

LOCKING
FULL SIZE



ADA
10"
clearance
layout

CILINDRO NON INCLUSO
CYLINDER NOT INCLUDED



| BRAND OF COMPATIBLE RIM CYLINDER: | |
|-----------------------------------|------------|
| - ARROW | - BEST |
| - CORBIN RUSSWIN | - KABAILCO |
| - MEDECO | - SARGENT |
| - SCHLAGE | - YALE |

PAIR
TOP
LOCKING



| ART | A | B | C | D1 | D2 | E | Ø |
|------------------|----------------------|---------------------|-----------------|-------------------|--------------------|--------------------|------------------------------|
| KLP.0F4.00RU. xx | 1050 mm 41 11/32" | 1945 mm 76 9/16" | 67 mm 2 5/8" | 75 mm 2 15/16" | 31,75 mm 1 1/4" | 789 mm 31 1/16" | 50x20 mm 1 31/32"x 25/32" |
| KLP.0F4.RU72. xx | custom | 1828 mm 72" | 67 mm 2 5/8" | custom | custom | custom | 50x20 mm 1 31/32"x 25/32" |
| KLP.0F4.99RU. xx | custom | custom | 67 mm 2 5/8" | custom | custom | custom | 50x20 mm 1 31/32"x 25/32" |

.XX = FINITURA
FINISH
FINITION
AFWERKUNG
AUSFÜHRUNG
page 384

INCONTRO SUPERIORE
STRIKE DETAILS
GÂCHE
ZAPFENBAND - OBERTEIL
BOVENLICHTSLUITSTUK
page 396

A RICHIESTA FINITURA ACCIAIO INOX VERNICIATO
ON REQUEST FINISH STAINLESS STEEL
POWDERCOATED
A LA DEMANDE FINITION ACIER INOXIDABLE LAQUÉ
AUF ANFRAGE AUSFÜHRUNGEN EDELSTAHL
ROSTFREI LACKIERT
OP AANVRAAG AFWERKINGEN ROESTVAST STAAL
GELAKT
page 384

DP1 = PREPARAZIONE PORTA - DOOR PREPARATION
PREPARATION DE LA PORTE - TÜRVORBEREITUNG
page 401

DISTANZIATORI PER PORTA A DOPPIO VETRO
SPACERS FOR DOUBLE GLAZED DOOR
ENTRETOISES POUR PORTE DOUBLE VITRAGE
ABSTANDSHALTER FÜR DOPPELGLASTÜR
KLP.KIT.9994
page 399-400

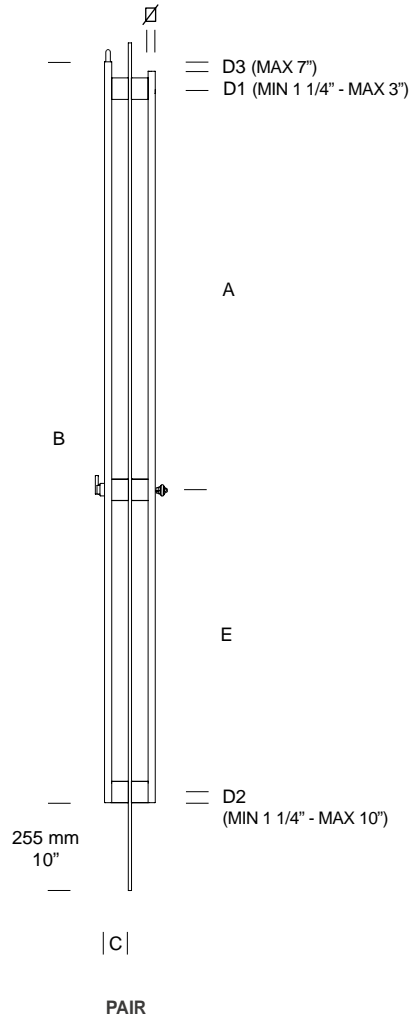

VERSIONE SENZA SERRATURA
COMBINED NON LOCKING
MODÈLE SANS SERRURE
VERSION OHNE VERSCHLUSS
VERSIE ZONDER SLOT
page 131

ART.
KLP.0G4.00RU
KLP.0G4.99RU
KLP.0G4.RU72

COMPONENTI:
NERO PER FINITURA VERNICIATO NERO
GRIGIO PER FINITURA VERNICIATO CHIARO E ACCIAIO INOX
EDGE COMPONENT:
BLACK FOR DARK COLOUR POWDER
GREY FOR LIGHT COLOUR POWDER AND STAINLESS STEEL
COMPOSANT
NOIR POUR FINITION LAQUEE NOIRE
GRIS POUR FINITION LAQUEE CLAIRE ET INOX
KOMPONENTEN
SCHWARZ FÜR SCHWARZ LACKIERTE AUSFÜHRUNG
GRAU FÜR HELL LACKIERTE AUSFÜHRUNG UND EDELSTAHL

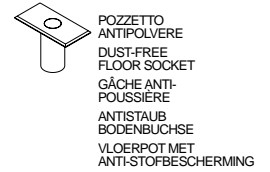
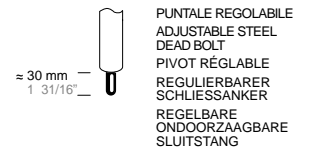
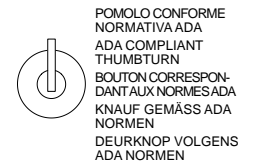
I disegni riportati a catalogo sono indicativi degli ingombri.
Richiedere il disegno tecnico prima di effettuare le lavorazioni per l'installazione.
All dimensions in the catalog drawings are approximations.
Request the appropriate technical drawing before door preparation and installation.
Toutes les dimensions des dessins de catalogue sont approximatives. Demandez le dessin technique approprié avant la préparation et l'installation de la porte.
Alle Maße in den Katalogzeichnungen sind ungefähre Angaben. Fordern Sie vor der Vorbereitung und Installation der Türen die entsprechende technische Zeichnung an.

LOCKING
FULL SIZE



ADA
10"
clearance
layout

CILINDRO NON INCLUSO
CYLINDER NOT INCLUDED



| BRAND OF COMPATIBLE RIM CYLINDER: | |
|-----------------------------------|------------|
| - ARROW | - BEST |
| - CORBIN RUSSWIN | - KABAILCO |
| - MEDECO | - SARGENT |
| - SCHLAGE | - YALE |

PAIR
TOP
LOCKING



| ART | A | B | C | D1 | D2 | D3 | E | ∅ |
|------------------|--------|--------|-----------------|--------|--------|--------|--------|------------------------------|
| KLP.0F4.9ZU1. xx | custom | custom | 67 mm 2 5/8" | custom | custom | custom | custom | 50x20 mm 1 31/32"x 25/32" |

.XX = FINITURA
FINISH
FINITION
AFWERKING
AUSFÜHRUNG
page 384

INCONTRO SUPERIORE
STRIKE DETAILS
GÂCHE
ZAPFENBAND - OBERTEIL
BOVENLICHTSLUITSTUK
page 396

A RICHIESTA FINITURA ACCIAIO INOX VERNICIATO
ON REQUEST FINISH STAINLESS STEEL
POWDERCOATED
A LA DEMANDE FINITION ACIER INOXIDABLE LAQUÉ
AUF ANFRAGE AUSFÜHRUNGEN EDELSTAHL
ROSTFREI LACKIERT
OP AANVRAAG AFWERKINGEN ROESTVAST STAAL
GELAKT
page 384

DP1 = PREPARAZIONE PORTA - DOOR PREPARATION
PREPARATION DE LA PORTE - TÜRVORBEREITUNG
page 401

DISTANZIATORI PER PORTA A DOPPIO VETRO
SPACERS FOR DOUBLE GLAZED DOOR
ENTRETOISES POUR PORTE DOUBLE VITRAGE
ABSTANDSHALTER FÜR DOPPELGLASTÜR
KLP.KIT.9994
page 399-400

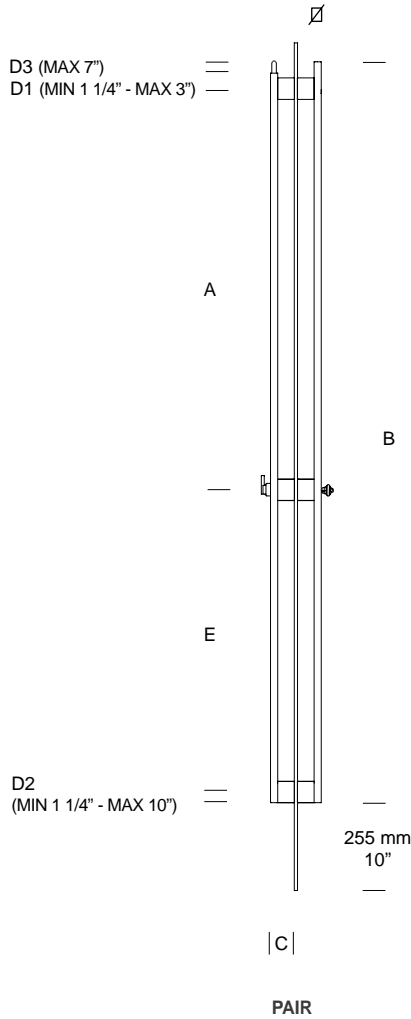
VERSIONE SENZA SERRATURA
COMBINED NON LOCKING
MODÈLE SANS SERRURE
VERSION OHNE VERSCHLUSS
page 132

ART.
KLP.0G4.99ZU

I disegni riportati a catalogo sono indicativi degli ingombri.
Richiedere il disegno tecnico prima di effettuare le lavorazioni per l'installazione.
All dimensions in the catalog drawings are approximations.
Request the appropriate technical drawing before door preparation and installation.
Toutes les dimensions des dessins de catalogue sont approximatives. Demandez le dessin technique approprié avant la préparation et l'installation de la porte.
Alle Maße in den Katalogzeichnungen sind ungefähre Angaben. Fordern Sie vor der Vorbereitung und Installation der Türen die entsprechende technische Zeichnung an.

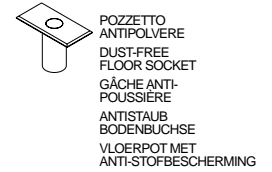
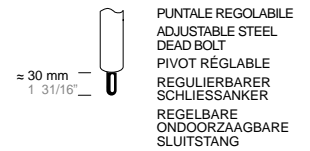
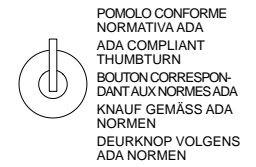
COMPONENTI:
NERO PER FINITURA VERNICIATO NERO
GRIGIO PER FINITURA VERNICIATO CHIARO E ACCIAIO INOX
EDGE COMPONENT:
BLACK FOR DARK COLOUR POWDER
GREY FOR LIGHT COLOUR POWDER AND STAINLESS STEEL
COMPOSANT
NOIR POUR FINITION LAQUEE NOIRE
GRIS POUR FINITION LAQUEE CLAIRE ET INOX
KOMPONENTEN
SCHWARZ FÜR SCHWARZ LACKIERTE AUSFÜHRUNG
GRAU FÜR HELL LACKIERTE AUSFÜHRUNG UND EDELSTAHL

LOCKING
FULL SIZE



ADA
10"
clearance
layout

CILINDRO NON INCLUSO
CYLINDER NOT INCLUDED



| BRAND OF COMPATIBLE RIM CYLINDER: | |
|-----------------------------------|------------|
| - ARROW | - BEST |
| - CORBIN RUSSWIN | - KABAILCO |
| - MEDECO | - SARGENT |
| - SCHLAGE | - YALE |

PAIR
TOP
LOCKING



| ART | A | B | C | D1 | D2 | D3 | E | ∅ |
|------------------|--------|--------|-----------------|--------|--------|--------|--------|------------------------------|
| KLP.0F4.9ZU2. xx | custom | custom | 67 mm 2 5/8" | custom | custom | custom | custom | 50x20 mm 1 31/32"x 25/32" |

.XX = FINITURA
FINISH
FINITION
AFWERKUNG
AUSFÜHRUNG
page 384

INCONTRO SUPERIORE
STRIKE DETAILS
GÂCHE
ZAPFENBAND - OBERTEIL
BOVENLICHTSLUITSTUK
page 398

A RICHIESTA FINITURA ACCIAIO INOX VERNICIATO
ON REQUEST FINISH STAINLESS STEEL
POWDERCOATED
A LA DEMANDE FINITION ACIER INOXIDABLE LAQUÉE
AUF ANFRAGE AUSFÜHRUNGEN EDELSTAHL
ROSTFREI LACKIERT
OP AANVRAAG AFWERKINGEN ROESTVAST STAAL
GELAKT
page 384

DP1 = PREPARAZIONE PORTA - DOOR PREPARATION
PREPARATION DE LA PORTE - TÜRVORBEREITUNG
page 401

DISTANZIATORI PER PORTA A DOPPIO VETRO
SPACERS FOR DOUBLE GLAZED DOOR
ENTRETOISES POUR PORTE DOUBLE VITRAGE
ABSTANDSHALTER FÜR DOPPELGLASTÜR
KLP.KIT.9994
page 399-400

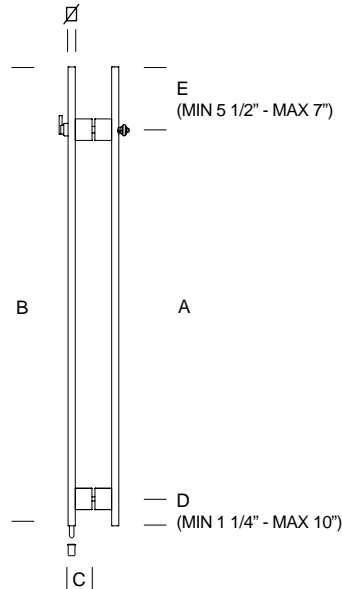

VERSIONE SENZA SERRATURA
COMBINED NON LOCKING
MODÈLE SANS SERRURE
VERSION OHNE VERSCHLUSS
page 132

ART.
KLP.0G4.99ZU

I disegni riportati a catalogo sono indicativi degli ingombri.
Richiedere il disegno tecnico prima di effettuare le lavorazioni per l'installazione.
All dimensions in the catalog drawings are approximations.
Request the appropriate technical drawing before door preparation and installation.
Toutes les dimensions des dessins de catalogue sont approximatives. Demandez le dessin technique approprié avant la préparation et l'installation de la porte.
Alle Maße in den Katalogzeichnungen sind ungefähre Angaben. Fordern Sie vor der Vorbereitung und Installation der Türen die entsprechende technische Zeichnung an.

COMPONENTI:
NERO PER FINITURA VERNICIATO NERO
GRIGIO PER FINITURA VERNICIATO CHIARO E ACCIAIO INOX
EDGE COMPONENT:
BLACK FOR DARK COLOUR POWDER
GREY FOR LIGHT COLOUR POWDER AND STAINLESS STEEL
COMPOSANT
NOIR POUR FINITION LAQUEE NOIRE
GRIS POUR FINITION LAQUEE CLAIRE ET INOX
KOMPONENTEN
SCHWARZ FÜR SCHWARZ LACKIERTE AUSFÜHRUNG
GRAU FÜR HELL LACKIERTE AUSFÜHRUNG UND EDELSTAHL

LOCKING
HALF SIZE



PAIR

CILINDRO NON INCLUSO
CYLINDER NOT INCLUDED



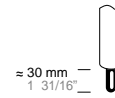
RIM CYLINDER
WITH IC



RIM CYLINDER



POMOLO CONFORME
NORMATIVA ADA
ADA COMPLIANT
THUMBTURN
BOUTON CORRESPON-
DANT AUX NORMES ADA
KNAUF GEMÄSS ADA
NORMEN
DEURKNOP VOLGENS
ADA NORMEN



PUNTALE REGOLABILE
ADJUSTABLE STEEL
DEAD BOLT
PIVOT RÉGLABLE
REGULIERBARER
SCHLISSANKER
REGLBARE
ONDOORZAAGBARE
SLUITSTANG



POZZETTO
ANTIPOLVERE
DUST-FREE
FLOOR SOCKET
GÂCHE ANTI-
POUSSIÈRE
ANTISTAUB
BODENBUCHSE
VLOERPOT MET
ANTI-STOFBESCHERMING

| BRAND OF COMPATIBLE RIM CYLINDER: | |
|-----------------------------------|------------|
| - ARROW | - BEST |
| - CORBIN RUSSWIN | - KABAILCO |
| - MEDECO | - SARGENT |
| - SCHLAGE | - YALE |

| | ART. | A | B | C | D | E | Ø |
|-------------------|------------------|--------------------|--------------------|-----------------|-------------------|------------------|------------------------------|
| PAIR | KLP.0F2.000U. xx | 1000 mm 39 3/8" | 1250 mm 49 1/4" | 67 mm 2 5/8" | 75 mm 2 15/16" | 175 mm 6 7/8" | 50x20 mm 1 31/32"x 25/32" |
| BOTTOM LOCKING | KLP.0F2.0U48. xx | custom | 1219 mm 48" | 67 mm 2 5/8" | custom | custom | 50x20 mm 1 31/32"x 25/32" |
| | KLP.0F2.0U60. xx | custom | 1524 mm 60" | 67 mm 2 5/8" | custom | custom | 50x20 mm 1 31/32"x 25/32" |
| | KLP.0F2.999U. xx | custom | custom | 67 mm 2 5/8" | custom | custom | 50x20 mm 1 31/32"x 25/32" |

.XX = FINITURA
FINISH
FINITION
AFWERKING
AUSFÜHRUNG
page 384

COMPONENTI:
NERO PER FINITURA VERNICIATO NERO
GRIGIO PER FINITURA VERNICIATO CHIARO E ACCIAIO INOX
EDGE COMPONENT:
BLACK FOR DARK COLOUR POWDER
GREY FOR LIGHT COLOUR POWDER AND STAINLESS STEEL
COMPOSANT
NOIR POUR FINITION LAQUEE NOIRE
GRIS POUR FINITION LAQUEE CLAIRE ET INOX
KOMPONENTEN
SCHWARZ FÜR SCHWARZ LACKIERTE AUSFÜHRUNG
GRAU FÜR HELL LACKIERTE AUSFÜHRUNG UND EDELSTAHL

A RICHIESTA FINITURA ACCIAIO INOX VERNICIATO
ON REQUEST FINISH STAINLESS STEEL
POWDERCOATED
A LA DEMANDE FINITION ACIER INOXIDABLE LAQUEE
AUF ANFRAGE AUSFÜHRUNGEN EDELSTAHL
ROSTFREI LACKIERT
OP AANVRAAG AFWERKINGEN ROESTVAST STAAL
GELAKT
page 384

I disegni riportati a catalogo sono indicativi degli ingombri.
Richiedere il disegno tecnico prima di effettuare le lavorazioni per l'installazione.
All dimensions in the catalog drawings are approximations.
Request the appropriate technical drawing before door preparation and installation.
Toutes les dimensions des dessins de catalogue sont approximatives. Demandez le dessin
technique approprié avant la préparation et l'installation de la porte.
Alle Maße in den Katalogzeichnungen sind ungefähre Angaben. Fordern Sie vor der Vorberei-
tung und Installation der Türen die entsprechende technische Zeichnung an.

DP2 = PREPARAZIONE PORTA - DOOR PREPARATION
PREPARATION DE LA PORTE - TÜRVORBEREITUNG
page 402

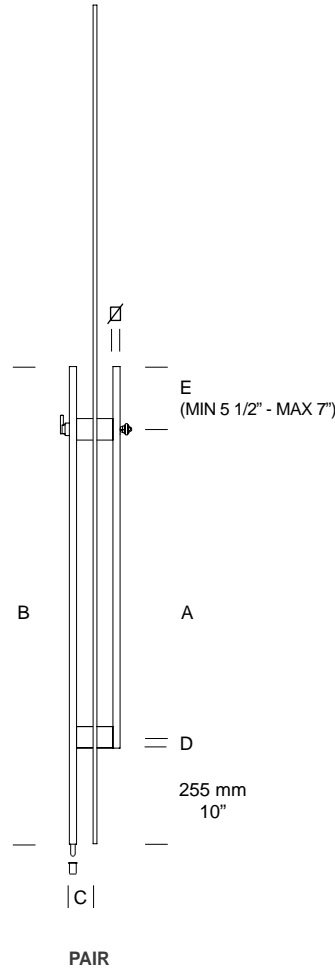

DISTANZIATORI PER PORTA A DOPPIO VETRO
SPACERS FOR DOUBLE GLAZED DOOR
ENTRETOISES POUR PORTE DOUBLE VITRAGE
ABSTANDSHALTER FÜR DOPPELGLASTÜR
KLP.KIT.9992
page 399-400

VERSIONE SENZA SERRATURA
COMBINED NON LOCKING
MODÈLE SANS SERRURE
VERSION OHNE VERSCHLUSS
page 133

ART.
KLP.0G2.000U
KLP.0G2.999U
KLP.0G2.0U48
KLP.0G2.0U60

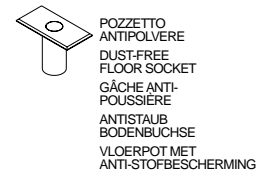
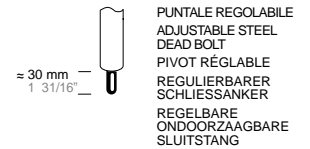
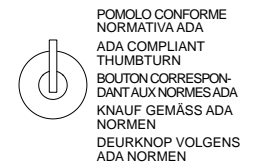


LOCKING
HALF SIZE



ADA
10"
clearance
Layout

CILINDRO NON INCLUSO
CYLINDER NOT INCLUDED



BRAND OF COMPATIBLE RIM CYLINDER:

| | |
|------------------|------------|
| - ARROW | - BEST |
| - CORBIN RUSSWIN | - KABAILCO |
| - MEDECO | - SARGENT |
| - SCHLAGE | - YALE |

| | ART. | A | B | C | D | E | Ø |
|-------------------|------------------|--------------------|--------------------|-----------------|--------------------|------------------|-------------------------------|
| PAIR | KLP.0F2.00TU. xx | 789 mm 31 1/16" | 1250 mm 49 1/4" | 67 mm 2 5/8" | 31,75 mm 1 1/4" | 175 mm 6 7/8" | 50x20 mm 1 31/32" x 25/32" |
| BOTTOM LOCKING | KLP.0F2.TU48. xx | custom | 1219 mm 48" | 67 mm 2 5/8" | 31,75 mm 1 1/4" | custom | 50x20 mm 1 31/32" x 25/32" |
| | KLP.0F2.TU60. xx | custom | 1524 mm 60" | 67 mm 2 5/8" | 31,75 mm 1 1/4" | custom | 50x20 mm 1 31/32" x 25/32" |
| | KLP.0F2.99TU. xx | custom | custom | 67 mm 2 5/8" | 31,75 mm 1 1/4" | 175 mm 6 7/8" | 50x20 mm 1 31/32" x 25/32" |

.XX = FINITURA
FINISH
FINITION
AFWERKING
AUSFÜHRUNG
page 384

COMPONENTI:
NERO PER FINITURA VERNICIATO NERO
GRIGIO PER FINITURA VERNICIATO CHIARO E ACCIAIO INOX
EDGE COMPONENT:
BLACK FOR DARK COLOUR POWDER
GREY FOR LIGHT COLOUR POWDER AND STAINLESS STEEL
COMPOSANT
NOIR POUR FINITION LAQUEE NOIRE
GRIS POUR FINITION LAQUEE CLAIRES ET INOX
KOMPONENTEN
SCHWARZ FÜR SCHWARZ LACKIERTE AUSFÜHRUNG
GRAU FÜR HELL LACKIERTE AUSFÜHRUNG UND EDELSTAHL

A RICHIESTA FINITURA ACCIAIO INOX VERNICIATO
ON REQUEST FINISH STAINLESS STEEL
POWDERCOATED
A LA DEMANDE FINITION ACIER INOXIDABLE LAQUEE
AUF ANFRAGE AUSFÜHRUNGEN EDELSTAHL
ROSTFREI LACKIERT
OP AANVRAAG AFWERKINGEN ROESTVAST STAAL
GELAKT
page 384

I disegni riportati a catalogo sono indicativi degli ingombri.
Richiedere il disegno tecnico prima di effettuare le lavorazioni per l'installazione.
All dimensions in the catalog drawings are approximations.
Request the appropriate technical drawing before door preparation and installation.
Toutes les dimensions des dessins de catalogue sont approximatives. Demandez le dessin technique approprié avant la préparation et l'installation de la porte.
Alle Maße in den Katalogzeichnungen sind ungefähre Angaben. Fordern Sie vor der Vorbereitung und Installation der Türen die entsprechende technische Zeichnung an.

DP2 = PREPARAZIONE PORTA - DOOR PREPARATION
PREPARATION DE LA PORTE - TÜRBVBEREITUNG
page 402

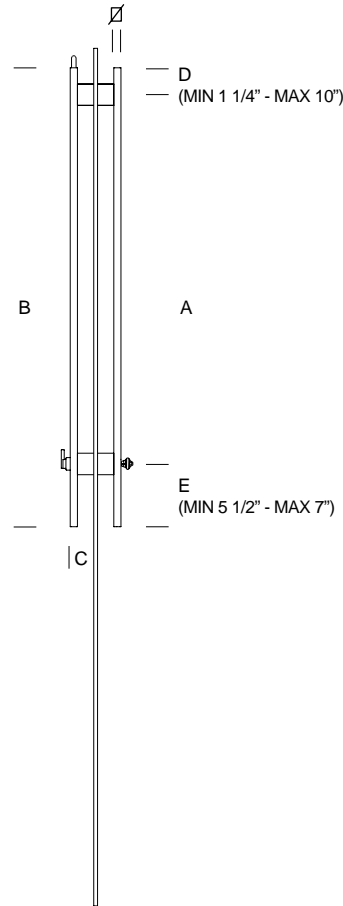

DISTANZIATORI PER PORTA A DOPPIO VETRO
SPACERS FOR DOUBLE GLAZED DOOR
ENTRETOISES POUR PORTE DOUBLE VITRAGE
ABSTANDSHALTER FÜR DOPPELGLASTÜR
KLP.KIT.9992
page 399-400

VERSIONE SENZA SERRATURA
COMBINED NON LOCKING
MODÈLE SANS SERRURE
VERSION OHNE VERSCHLUSS
page 134

ART.
KLP.0G2.00TU
KLP.0G2.99TU
KLP.0G2.TU48
KLP.0G2.TU60



LOCKING
HALF SIZE



PAIR

ADA
10"
clearance
Layout

CILINDRO NON INCLUSO
CYLINDER NOT INCLUDED



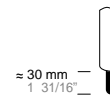
RIM CYLINDER
WITH IC



RIM CYLINDER



POMOLO CONFORME
NORMATIVA ADA
ADA COMPLIANT
THUMBTURN
BOUTON CORRESPON-
DANT AUX NORMES ADA
KNAUF GEMÄSS ADA
NORMEN
DEURKNOP VOLGENS
ADA NORMEN



PUNTALE REGOLABILE
ADJUSTABLE STEEL
DEAD BOLT
PIVOT RÉGLABLE
REGULIERBARER
SCHLISSANKER
REGLBARE
ONDOORZAAGBARE
SLUITSTANG



POZZETTO
ANTIPOLVERE
DUST-FREE
FLOOR SOCKET
GÂCHE ANTI-
POUSSIÈRE
ANTISTAUB
BODENBUCHSE
VLOERPOT MET
ANTI-STOFBESCHERMING

BRAND OF COMPATIBLE RIM CYLINDER:

- ARROW
- CORBIN RUSSWIN
- MEDECO
- SCHLAGE
- BEST
- KABAILCO
- SARGENT
- YALE

PAIR
TOP
LOCKING



| ART. | A | B | C | D | E | ∅ |
|------------------|----------------------|---------------------|-----------------|------------------|-------------------|-------------------------------|
| KLP.0F2.00RU. xx | 1050 mm 41 11/32" | 1300 mm 51 3/16" | 67 mm 2 5/8" | 175 mm 6 7/8" | 75 mm 2 15/16" | 50x20 mm 1 31/32" x 25/32" |
| KLP.0F2.RU48. xx | custom | 1219 mm 48" | 67 mm 2 5/8" | custom | custom | 50x20 mm 1 31/32" x 25/32" |
| KLP.0F2.RU60. xx | custom | 1524 mm 60" | 67 mm 2 5/8" | custom | custom | 50x20 mm 1 31/32" x 25/32" |
| KLP.0F2.RU72. xx | custom | 1828 mm 72" | 67 mm 2 5/8" | custom | custom | 50x20 mm 1 31/32" x 25/32" |
| KLP.0F2.99RU. xx | custom | custom | 67 mm 2 5/8" | custom | custom | 50x20 mm 1 31/32" x 25/32" |

.XX = FINITURA
FINISH
FINITION
AFWERKING
AUSFÜHRUNG
page 384

INCONTRO SUPERIORE
STRIKE DETAILS
GÂCHE
ZAPFENBAND - OBERTEIL
BOVENLICHTSLUITSTUK
page 396

A RICHIESTA FINITURA ACCIAIO INOX VERNICIATO
ON REQUEST FINISH STAINLESS STEEL
POWDERCOATED
A LA DEMANDE FINITION ACIER INOXIDABLE LAQUÉE
AUF ANFRAGE AUSFÜHRUNGEN EDELSTAHL
ROSTFREI LACKIERT
OP AANVRAAG AFWERKINGEN ROESTVAST STAAL
GELAKT
page 384

DP3 = PREPARAZIONE PORTA - DOOR PREPARATION
PREPARATION DE LA PORTE - TÜRVORBEREITUNG
page 403

DISTANZIATORI PER PORTA A DOPPIO VETRO
SPACERS FOR DOUBLE GLAZED DOOR
ENTRETOISES POUR PORTE DOUBLE VITRAGE
ABSTANDSHALTER FÜR DOPPELGLASTÜR
KLP.KIT.99R2
page 399-400

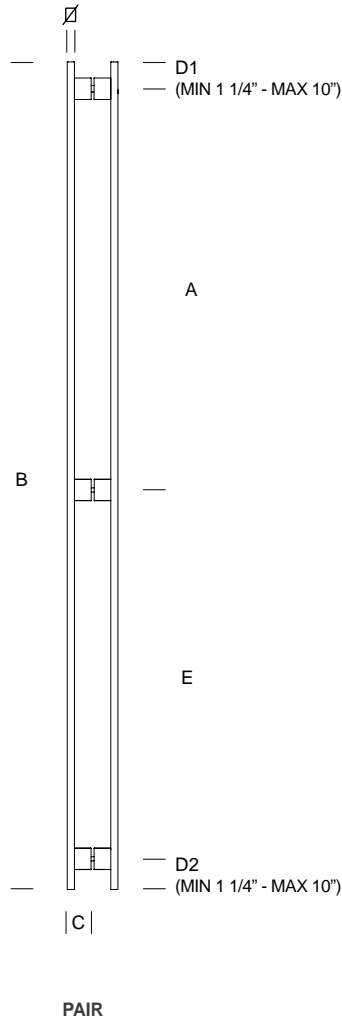
VERSIONE SENZA SERRATURA
COMBINED NON LOCKING
MODÈLE SANS SERRURE
VERSION OHNE VERSCHLUSS
VERSIE ZONDER SLOT
page 135

ART.
KLP.0G2.00RU
KLP.0G2.99RU
KLP.0G2.RU48
KLP.0G2.RU60

I disegni riportati a catalogo sono indicativi degli ingombri.
Richiedere il disegno tecnico prima di effettuare le lavorazioni per l'installazione.
All dimensions in the catalog drawings are approximations.
Request the appropriate technical drawing before door preparation and installation.
Toutes les dimensions des dessins de catalogue sont approximatives. Demandez le dessin technique approprié avant la préparation et l'installation de la porte.
Alle Maße in den Katalogzeichnungen sind ungefähre Angaben. Fordern Sie vor der Vorbereitung und Installation der Türen die entsprechende technische Zeichnung an.



NON LOCKING
FULL SIZE



FISSAGGIO CONTRAPPOSTO INCLUSO
PER PORTE IN VETRO / LEGNO / METALLO
BACK TO BACK FIXING KIT ALWAYS INCLUDED
SUITABLE FOR GLASS / WOOD / METAL DOOR

| PAIR | ART. | A | B | C | D1 | D2 | E | ∅ |
|------|------------------|----------------------|--------------------|-----------------|-------------------|-------------------|--------------------|------------------------------|
| | KLP.0G4.000U. xx | 1050 mm 41 11/32" | 2200 mm 86 5/8" | 67 mm 2 5/8" | 75 mm 2 15/16" | 75 mm 2 15/16" | 1000 mm 39 3/8" | 50x20 mm 1 31/32"x 25/32" |
| | KLP.0G4.0U72. xx | custom | 1828 mm 72" | 67 mm 2 5/8" | custom | custom | custom | 50x20 mm 1 31/32"x 25/32" |
| | KLP.0G4.0U84. xx | custom | 2133 mm 84" | 67 mm 2 5/8" | custom | custom | custom | 50x20 mm 1 31/32"x 25/32" |
| | KLP.0G4.999U. xx | custom | custom | 67 mm 2 5/8" | custom | custom | custom | 50x20 mm 1 31/32"x 25/32" |

.XX = FINITURA
FINISH
FINITION
AFWERKING
AUSFÜHRUNG
page 384

COMPONENTI:
NERO PER FINITURA VERNICIATO NERO
GRIGIO PER FINITURA VERNICIATO CHIARO E ACCIAIO INOX
EDGE COMPONENT:
BLACK FOR DARK COLOUR POWDER
GREY FOR LIGHT COLOUR POWDER AND STAINLESS STEEL
COMPOSANT
NOIR POUR FINITION LAQUEE NOIRE
GRIS POUR FINITION LAQUEE CLAIRES ET INOX
KOMPONENTEN
SCHWARZ FÜR SCHWARZ LACKIERTE AUSFÜHRUNG
GRAU FÜR HELL LACKIERTE AUSFÜHRUNG UND EDELSTAHL

A RICHIESTA FINITURA ACCIAIO INOX VERNICIATO
ON REQUEST FINISH STAINLESS STEEL
POWDERCOATED
A LA DEMANDE FINITION ACIER INOXIDABLE LAQUÉ
AUF ANFRAGE AUSFÜHRUNGEN EDELSTAHL
ROSTFREI LACKIERT
OP AANVRAAG AFWERKINGEN ROESTVAST STAAL
GELAKT
page 384

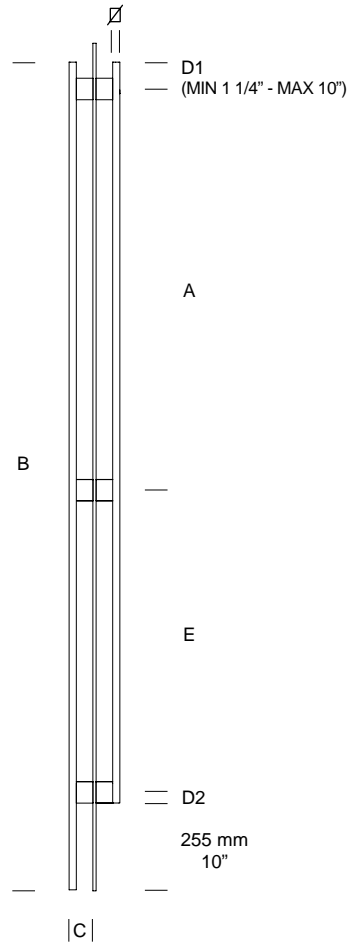

I disegni riportati a catalogo sono indicativi degli ingombri.
Richiedere il disegno tecnico prima di effettuare le lavorazioni per l'installazione.
All dimensions in the catalog drawings are approximations.
Request the appropriate technical drawing before door preparation and installation.
Toutes les dimensions des dessins de catalogue sont approximatives. Demandez le dessin technique approprié avant la préparation et l'installation de la porte.
Alle Maße in den Katalogzeichnungen sind ungefähre Angaben. Fordern Sie vor der Vorbereitung und Installation der Türen die entsprechende technische Zeichnung an.

DP1 = PREPARAZIONE PORTA - DOOR PREPARATION
PREPARATION DE LA PORTE - TÜRVORBEREITUNG
page 401

DISTANZIATORI PER PORTA A DOPPIO VETRO
SPACERS FOR DOUBLE GLAZED DOOR
ENTRETOISES POUR PORTE DOUBLE VITRAGE
ABSTANDSHALTER FÜR DOPPELGLASTÜR
KLP.KIT.9994
page 399-400

NON \checkmark LOCKING TO MATCH PULL ON
page 119-121

NON LOCKING
FULL SIZE



ADA
10"
clearance
Layout

FISSAGGIO CONTRAPPOSTO INCLUSO
PER PORTE IN VETRO / LEGNO / METALLO

BACK TO BACK FIXING KIT ALWAYS INCLUDED
SUITABLE FOR GLASS / WOOD / METAL DOOR

PAIR

| PAIR | ART. | A | B | C | D1 | D2 | E | Ø |
|------|------------------|----------------------|--------------------|-----------------|-------------------|--------------------|--------------------|-------------------------------|
| | KLP.0G4.00TU. xx | 1050 mm 41 11/32" | 2200 mm 86 5/8" | 67 mm 2 5/8" | 75 mm 2 15/16" | 31,75 mm 1 1/4" | 789 mm 31 1/16" | 50x20 mm 1 31/32" x 25/32" |
| | KLP.0G4.TU72. xx | custom | 1828 mm 72" | 67 mm 2 5/8" | custom | 31,75 mm 1 1/4" | custom | 50x20 mm 1 31/32" x 25/32" |
| | KLP.0G4.TU84. xx | custom | 2133 mm 84" | 67 mm 2 5/8" | custom | 31,75 mm 1 1/4" | custom | 50x20 mm 1 31/32" x 25/32" |
| | KLP.0G4.99TU. xx | custom | custom | 67 mm 2 5/8" | 75 mm 2 15/16" | 31,75 mm 1 1/4" | 802 mm 31 9/16" | 50x20 mm 1 31/32" x 25/32" |

.XX = FINITURA
FINISH
FINITION
AFWERKING
AUSFÜHRUNG
page 384

COMPONENTI:
NERO PER FINITURA VERNICIATO NERO
GRIGIO PER FINITURA VERNICIATO CHIARO E ACCIAIO INOX
EDGE COMPONENT:
BLACK FOR DARK COLOUR POWDER
GREY FOR LIGHT COLOUR POWDER AND STAINLESS STEEL
COMPOSANT
NOIR POUR FINITION LAQUEE NOIRE
GRIS POUR FINITION LAQUEE CLAIRE ET INOX
KOMPONENTEN
SCHWARZ FÜR SCHWARZ LACKIERTE AUSFÜHRUNG
GRAU FÜR HELL LACKIERTE AUSFÜHRUNG UND EDELSTAHL

A RICHIESTA FINITURA ACCIAIO INOX VERNICIATO
ON REQUEST FINISH STAINLESS STEEL
POWDERCOATED
A LA DEMANDE FINITION ACIER INOXIDABLE LAQUEE
AUF ANFRAGE AUSFÜHRUNGEN EDELSTAHL
ROSTFREI LACKIERT
OP AANVRAAG AFWERKINGEN ROESTVAST STAAL
GELAKT
page 384

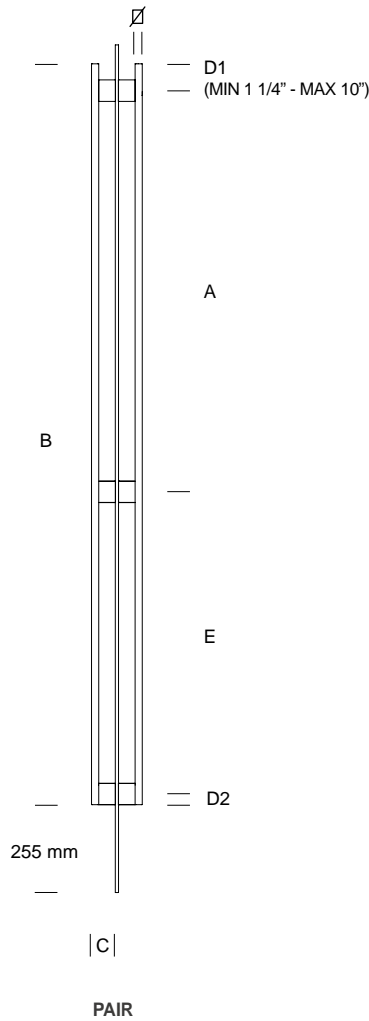

I disegni riportati a catalogo sono indicativi degli ingombri.
Richiedere il disegno tecnico prima di effettuare le lavorazioni per l'installazione.
All dimensions in the catalog drawings are approximations.
Request the appropriate technical drawing before door preparation and installation.
Toutes les dimensions des dessins de catalogue sont approximatives. Demandez le dessin technique approprié avant la préparation et l'installation de la porte.
Alle Maße in den Katalogzeichnungen sind ungefähre Angaben. Fordern Sie vor der Vorbereitung und Installation der Türen die entsprechende technische Zeichnung an.

DP1 = PREPARAZIONE PORTA - DOOR PREPARATION
PREPARATION DE LA PORTE - TÜRVORBEREITUNG
page 401

DISTANZIATORI PER PORTA A DOPPIO VETRO
SPACERS FOR DOUBLE GLAZED DOOR
ENTRETOISES POUR PORTE DOUBLE VITRAGE
ABSTANDSHALTER FÜR DOPPELGLASTÜR
KLP.KIT.9994
page 399-400

NON LOCKING TO MATCH PULL ON
page 122

NON LOCKING
FULL SIZE



ADA
10"
clearance
l a y o u t

FISSAGGIO CONTRAPPOSTO INCLUSO
PER PORTE IN VETRO / LEGNO / METALLO
BACK TO BACK FIXING KIT ALWAYS INCLUDED
SUITABLE FOR GLASS / WOOD / METAL DOOR

| PAIR | ART. | A | B | C | D1 | D2 | E | Ø |
|------|------------------|----------------------|---------------------|-----------------|-------------------|--------------------|--------------------|------------------------------|
| | KLP.0G4.00RU. xx | 1050 mm 41 11/32" | 1945 mm 76 9/16" | 67 mm 2 5/8" | 75 mm 2 15/16" | 31,75 mm 1 1/4" | 789 mm 31 1/16" | 50x20 mm 1 31/32"x 25/32" |
| | KLP.0G4.RU72. xx | custom | 1828 mm 72" | 67 mm 2 5/8" | custom | custom | custom | 50x20 mm 1 31/32"x 25/32" |
| | KLP.0G4.99RU. xx | custom | custom | 67 mm 2 5/8" | custom | custom | custom | 50x20 mm 1 31/32"x 25/32" |

.XX = FINITURA
FINISH
FINITION
AFWERKING
AUSFÜHRUNG
page 384

COMPONENTI:
NERO PER FINITURA VERNICIATO NERO
GRIGIO PER FINITURA VERNICIATO CHIARO E ACCIAIO INOX
EDGE COMPONENT:
BLACK FOR DARK COLOUR POWDER
GREY FOR LIGHT COLOUR POWDER AND STAINLESS STEEL
COMPOSANT
NOIR POUR FINITION LAQUEE NOIRE
GRIS POUR FINITION LAQUEE CLAIRE ET INOX
KOMPONENTEN
SCHWARZ FÜR SCHWARZ LACKIERTE AUSFÜHRUNG
GRAU FÜR HELL LACKIERTE AUSFÜHRUNG UND EDELSTAHL

A RICHIESTA FINITURA ACCIAIO INOX VERNICIATO
ON REQUEST FINISH STAINLESS STEEL
POWDERCOATED
A LA DEMANDE FINITION ACIER INOXIDABLE LAQUÉ
AUF ANFRAGE AUSFÜHRUNGEN EDELSTAHL
ROSTFREI LACKIERT
OP AANVRAAG AFWERKINGEN ROESTVAST STAAL
GELAKT
page 384

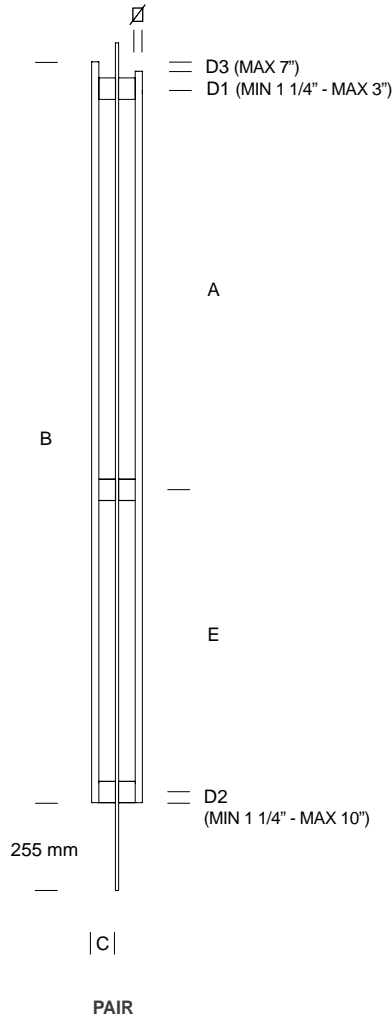

I disegni riportati a catalogo sono indicativi degli ingombri.
Richiedere il disegno tecnico prima di effettuare le lavorazioni per l'installazione.
All dimensions in the catalog drawings are approximations.
Request the appropriate technical drawing before door preparation and installation.
Toutes les dimensions des dessins de catalogue sont approximatives. Demandez le dessin technique approprié avant la préparation et l'installation de la porte.
Alle Maße in den Katalogzeichnungen sind ungefähre Angaben. Fordern Sie vor der Vorbereitung und Installation der Türen die entsprechende technische Zeichnung an.

DP1 = PREPARAZIONE PORTA - DOOR PREPARATION
PREPARATION DE LA PORTE - TÜRVORBEREITUNG
page 401

DISTANZIATORI PER PORTA A DOPPIO VETRO
SPACERS FOR DOUBLE GLAZED DOOR
ENTRETOISES POUR PORTE DOUBLE VITRAGE
ABSTANDSHALTER FÜR DOPPELGLASTÜR
KLP.KIT.9994
page 399-400

NON LOCKING TO MATCH PULL ON
page 123

NON LOCKING
FULL SIZE



ADA
10"
clearance
l a y o u t

FISSAGGIO CONTRAPPOSTO INCLUSO
PER PORTE IN VETRO / LEGNO / METALLO
BACK TO BACK FIXING KIT ALWAYS INCLUDED
SUITABLE FOR GLASS / WOOD / METAL DOOR

| PAIR | ART. | A | B | C | D1 | D2 | D3 | E | \varnothing |
|------|------------------|--------|--------|-----------------|--------|---------|--------|---------|------------------------------|
| | KLP.0G4.99ZU. xx | custom | custom | 67 mm 2 5/8" | custom | custom" | custom | custom" | 50x20 mm 1 31/32"x 25/32" |

.XX = FINITURA
FINISH
FINITION
AFWERKING
AUSFÜHRUNG
page 384

COMPONENTI:
NERO PER FINITURA VERNICIATO NERO
GRIGIO PER FINITURA VERNICIATO CHIARO E ACCIAIO INOX
EDGE COMPONENT:
BLACK FOR DARK COLOUR POWDER
GREY FOR LIGHT COLOUR POWDER AND STAINLESS STEEL
COMPOSANT
NOIR POUR FINITION LAQUEE NOIRE
GRIS POUR FINITION LAQUEE CLAIRE ET INOX
KOMPONENTEN
SCHWARZ FÜR SCHWARZ LACKIERTE AUSFÜHRUNG
GRAU FÜR HELL LACKIERTE AUSFÜHRUNG UND EDELSTAHL

A RICHIESTA FINITURA ACCIAIO INOX VERNICIATO
ON REQUEST FINISH STAINLESS STEEL
POWDERCOATED
A LA DEMANDE FINITION ACIER INOXIDABLE LAQUÉ
AUF ANFRAGE AUSFÜHRUNGEN EDELSTAHL
ROSTFREI LACKIERT
OP AANVRAAG AFWERKINGEN ROESTVAST STAAL
GELAKT
page 384

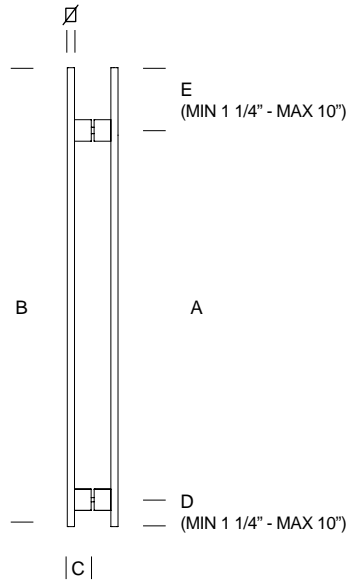

I disegni riportati a catalogo sono indicativi degli ingombri.
Richiedere il disegno tecnico prima di effettuare le lavorazioni per l'installazione.
All dimensions in the catalog drawings are approximations.
Request the appropriate technical drawing before door preparation and installation.
Toutes les dimensions des dessins de catalogue sont approximatives. Demandez le dessin technique approprié avant la préparation et l'installation de la porte.
Alle Maße in den Katalogzeichnungen sind ungefähre Angaben. Fordern Sie vor der Vorbereitung und Installation der Türen die entsprechende technische Zeichnung an.

DP1 = PREPARAZIONE PORTA - DOOR PREPARATION
PREPARATION DE LA PORTE - TÜRVORBEREITUNG
page 401

DISTANZIATORI PER PORTA A DOPPIO VETRO
SPACERS FOR DOUBLE GLAZED DOOR
ENTRETOISES POUR PORTE DOUBLE VITRAGE
ABSTANDSHALTER FÜR DOPPELGLASTÜR
KLP.KIT.9994
page 399-400

NON LOCKING TO MATCH PULL ON
page 124-125

NON LOCKING
HALF SIZE



PAIR

FISSAGGIO CONTRAPPOSTO INCLUSO
PER PORTE IN VETRO / LEGNO / METALLO

BACK TO BACK FIXING KIT ALWAYS INCLUDED
SUITABLE FOR GLASS / WOOD / METAL DOOR

| PAIR | ART. | A | B | C | D | E | ∅ |
|------|------------------|--------------------|--------------------|-----------------|-------------------|------------------|------------------------------|
| | KLP.0G2.000U. xx | 1000 mm 39 3/8" | 1250 mm 49 1/4" | 67 mm 2 5/8" | 75 mm 2 15/16" | 175 mm 6 7/8" | 50x20 mm 1 31/32"x 25/32" |
| | KLP.0G2.0U48. xx | custom | 1219 mm 48" | 67 mm 2 5/8" | custom | custom | 50x20 mm 1 31/32"x 25/32" |
| | KLP.0G2.0U60. xx | custom | 1524 mm 60" | 67 mm 2 5/8" | custom | custom | 50x20 mm 1 31/32"x 25/32" |
| | KLP.0G2.999U. xx | custom | custom | 67 mm 2 5/8" | custom | custom | 50x20 mm 1 31/32"x 25/32" |

.XX = FINITURA
FINISH
FINITION
AFWERKING
AUSFÜHRUNG
page 384

COMPONENTI:
NERO PER FINITURA VERNICIATO NERO
GRIGIO PER FINITURA VERNICIATO CHIARO E ACCIAIO INOX
EDGE COMPONENT:
BLACK FOR DARK COLOUR POWDER
GREY FOR LIGHT COLOUR POWDER AND STAINLESS STEEL
COMPOSANT
NOIR POUR FINITION LAQUEE NOIRE
GRIS POUR FINITION LAQUEE CLAIRES ET INOX
KOMPONENTEN
SCHWARZ FÜR SCHWARZ LACKIERTE AUSFÜHRUNG
GRAU FÜR HELL LACKIERTE AUSFÜHRUNG UND EDELSTAHL

A RICHIESTA FINITURA ACCIAIO INOX VERNICIATO
ON REQUEST FINISH STAINLESS STEEL
POWDERCOATED
A LA DEMANDE FINITION ACIER INOXIDABLE LAQUEE
AUF ANFRAGE AUSFÜHRUNGEN EDELSTAHL
ROSTFREI LACKIERT
OP AANVRAAG AFWERKINGEN ROESTVAST STAAL
GELAKT
page 384

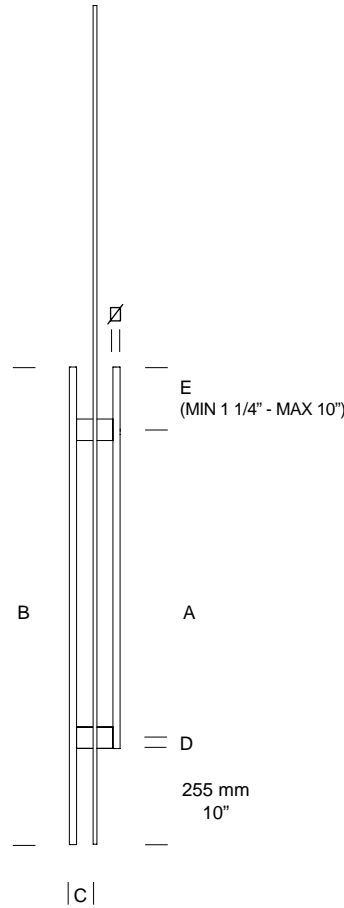

I disegni riportati a catalogo sono indicativi degli ingombri.
Richiedere il disegno tecnico prima di effettuare le lavorazioni per l'installazione.
All dimensions in the catalog drawings are approximations.
Request the appropriate technical drawing before door preparation and installation.
Toutes les dimensions des dessins de catalogue sont approximatives. Demandez le dessin technique approprié avant la préparation et l'installation de la porte.
Alle Maße in den Katalogzeichnungen sind ungefähre Angaben. Fordern Sie vor der Vorbereitung und Installation der Türen die entsprechende technische Zeichnung an.

DP2 = PREPARAZIONE PORTA - DOOR PREPARATION
PREPARATION DE LA PORTE - TÜRVORBEREITUNG
page 402

DISTANZIATORI PER PORTA A DOPPIO VETRO
SPACERS FOR DOUBLE GLAZED DOOR
ENTRETOISES POUR PORTE DOUBLE VITRAGE
ABSTANDSHALTER FÜR DOPPELGLASTÜR
KLP.KIT.9992
page 399-400

NON LOCKING TO MATCH PULL ON
page 126

NON LOCKING
HALF SIZE



ADA
10"
clearance
L a y o u t

FISSAGGIO CONTRAPPOSTO INCLUSO
PER PORTE IN VETRO / LEGNO / METALLO

BACK TO BACK FIXING KIT ALWAYS INCLUDED
SUITABLE FOR GLASS / WOOD / METAL DOOR

PAIR

| PAIR | ART. | A | B | C | D | E | ∅ |
|------|------------------|--------------------|--------------------|-----------------|--------------------|------------------|-------------------------------|
| | KLP.0G2.00TU. xx | 789 mm 31 1/16" | 1250 mm 49 1/4" | 67 mm 2 5/8" | 31,75 mm 1 1/4" | 175 mm 6 7/8" | 50x20 mm 1 31/32" x 25/32" |
| | KLP.0G2.TU48. xx | custom | 1219 mm 48" | 67 mm 2 5/8" | 31,75 mm 1 1/4" | custom | 50x20 mm 1 31/32" x 25/32" |
| | KLP.0G2.TU60. xx | custom | 1524 mm 60" | 67 mm 2 5/8" | 31,75 mm 1 1/4" | custom | 50x20 mm 1 31/32" x 25/32" |
| | KLP.0G2.99TU. xx | custom | custom | 67 mm 2 5/8" | 31,75 mm 1 1/4" | custom | 50x20 mm 1 31/32" x 25/32" |

.XX = FINITURA
FINISH
FINITION
AFWERKING
AUSFÜHRUNG
page 384

COMPONENTI:
NERO PER FINITURA VERNICIATO NERO
GRIGIO PER FINITURA VERNICIATO CHIARO E ACCIAIO INOX
EDGE COMPONENT:
BLACK FOR DARK COLOUR POWDER
GREY FOR LIGHT COLOUR POWDER AND STAINLESS STEEL
COMPOSANT
NOIR POUR FINITION LAQUEE NOIRE
GRIS POUR FINITION LAQUEE CLAIRE ET INOX
KOMPONENTEN
SCHWARZ FÜR SCHWARZ LACKIERTE AUSFÜHRUNG
GRAU FÜR HELL LACKIERTE AUSFÜHRUNG UND EDELSTAHL

A RICHIESTA FINITURA ACCIAIO INOX VERNICIATO
ON REQUEST FINISH STAINLESS STEEL
POWDERCOATED
A LA DEMANDE FINITION ACIER INOXIDABLE LAQUÉ
AUF ANFRAGE AUSFÜHRUNGEN EDELSTAHL
ROSTFREI LACKIERT
OP AANVRAAG AFWERKINGEN ROESTVAST STAAL
GELAKT
page 384

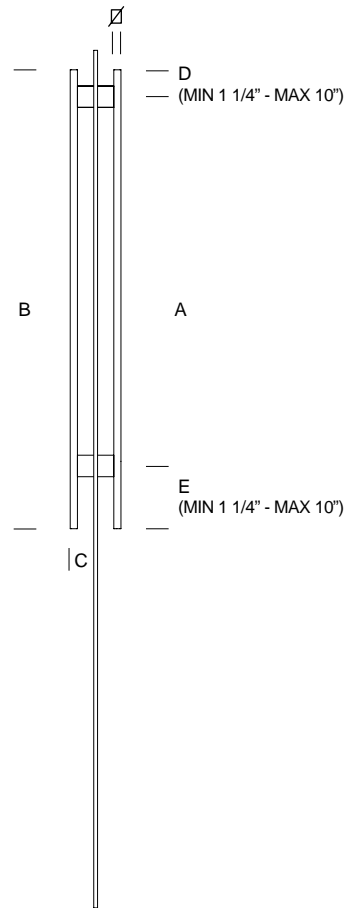

I disegni riportati a catalogo sono indicativi degli ingombri.
Richiedere il disegno tecnico prima di effettuare le lavorazioni per l'installazione.
All dimensions in the catalog drawings are approximations.
Request the appropriate technical drawing before door preparation and installation.
Toutes les dimensions des dessins de catalogue sont approximatives. Demandez le dessin technique approprié avant la préparation et l'installation de la porte.
Alle Maße in den Katalogzeichnungen sind ungefähre Angaben. Fordern Sie vor der Vorbereitung und Installation der Türen die entsprechende technische Zeichnung an.

DP2 = PREPARAZIONE PORTA - DOOR PREPARATION
PREPARATION DE LA PORTE - TÜRVORBEREITUNG
page 402

DISTANZIATORI PER PORTA A DOPPIO VETRO
SPACERS FOR DOUBLE GLAZED DOOR
ENTRETOISES POUR PORTE DOUBLE VITRAGE
ABSTANDSHALTER FÜR DOPPELGLASTÜR
KLP.KIT.9992
page 399-400

NON LOCKING TO MATCH PULL ON
page 127

NON LOCKING
HALF SIZE



ADA
10"
clearance
Layout

FISSAGGIO CONTRAPPOSTO INCLUSO
PER PORTE IN VETRO / LEGNO / METALLO

BACK TO BACK FIXING KIT ALWAYS INCLUDED
SUITABLE FOR GLASS / WOOD / METAL DOOR

PAIR

| PAIR | ART. | A | B | C | D | E | Ø |
|------|-------------------------|----------------------|---------------------|-----------------|------------------|-------------------|-------------------------------|
| | KLP.0G2.00RU. xx | 1050 mm 41 11/32" | 1300 mm 51 3/16" | 67 mm 2 5/8" | 175 mm 6 7/8" | 75 mm 2 15/16" | 50x20 mm 1 31/32" x 25/32" |
| | KLP.0G2.RU48. xx | custom | 1219 mm 48" | 67 mm 2 5/8" | custom | custom | 50x20 mm 1 31/32" x 25/32" |
| | KLP.0G2.RU60. xx | custom | 1524 mm 60" | 67 mm 2 5/8" | custom | custom | 50x20 mm 1 31/32" x 25/32" |
| | KLP.0G2.RU72. xx | custom | 1828 mm 72" | 67 mm 2 5/8" | custom | custom | 50x20 mm 1 31/32" x 25/32" |
| | KLP.0G2.99RU. xx | custom | custom | 67 mm 2 5/8" | custom | custom | 50x20 mm 1 31/32" x 25/32" |

.XX = FINITURA
FINISH
FINITION
AFWERKING
AUSFÜHRUNG
page 384

COMPONENTI:
NERO PER FINITURA VERNICIATO NERO
GRIGIO PER FINITURA VERNICIATO CHIARO E ACCIAIO INOX
EDGE COMPONENT:
BLACK FOR DARK COLOUR POWDER
GREY FOR LIGHT COLOUR POWDER AND STAINLESS STEEL
COMPOSANT
NOIR POUR FINITION LAQUEE NOIRE
GRIS POUR FINITION LAQUEE CLAIRE ET INOX
KOMPONENTEN
SCHWARZ FÜR SCHWARZ LACKIERTE AUSFÜHRUNG
GRAU FÜR HELL LACKIERTE AUSFÜHRUNG UND EDELSTAHL

**A RICHIESTA FINITURA ACCIAIO INOX VERNICIATO
ON REQUEST FINISH STAINLESS STEEL
POWDER COATED
A LA DEMANDE FINITION ACIER INOXIDABLE LAQUEE
AUF ANFRAGE AUSFÜHRUNGEN EDELSTAHL
ROSTFREI LACKIERT
OP AANVRAAG AFWERKINGEN ROESTVAST STAAL
GELAKT
page 384**

I disegni riportati a catalogo sono indicativi degli ingombri.
Richiedere il disegno tecnico prima di effettuare le lavorazioni per l'installazione.
All dimensions in the catalog drawings are approximations.
Request the appropriate technical drawing before door preparation and installation.
Toutes les dimensions des dessins de catalogue sont approximatives. Demandez le dessin technique approprié avant la préparation et l'installation de la porte.
Alle Maße in den Katalogzeichnungen sind ungefähre Angaben. Fordern Sie vor der Vorbereitung und Installation der Türen die entsprechende technische Zeichnung an.

**DP3 = PREPARAZIONE PORTA - DOOR PREPARATION
PREPARATION DE LA PORTE - TÜRVORBEREITUNG
page 403**

**DISTANZIATORI PER PORTA A DOPPIO VETRO
SPACERS FOR DOUBLE GLAZED DOOR
ENTRETOISES POUR PORTE DOUBLE VITRAGE
ABSTANDSHALTER FÜR DOPPELGLASTÜR
KLP.KIT.99R2
page 399-400**

**NON LOCKING TO MATCH PULL ON
page 128**

PROGRAMMA K-LOCK KLO



SUPPORTO
POST



CILINDRO ROTONDO PROFILO EUROPEO
EUROPEAN ROUND CYLINDER





CILINDRO PROFILO EUROPEO
EUROPEAN CYLINDER



CILINDRO PROFILO AMERICANO RIM
AMERICAN RIM CYLINDER

LOCKING
FULL SIZE



P B A
P A T E N T E D
S Y S T E M

PATENT
VI2004A000149



EUROPEAN
ROUND CYLINDER
INCLUDED



PUNTALE REGOLABILE
ADJUSTABLE STEEL
DEAD BOLT
PIVOT RÉGLABLE
REGULIERBARER
SCHLIESSANKER
REGELBARE
ONDOORZAAGBARE
SLUITSTANG

≈ 30 mm



POZZETTO
ANTIPOLVERE
DUST-FREE
FLOOR SOCKET
GÂCHE ANTI-
POUSSIÈRE
ANTISTAUB
BODENBUCHSE
VLOERPOTMET
ANTI-STOFBESCHERMING

| | ART. | A | B | C | D | E | Ø |
|--------|------------------|---------|---------|-------|-------|---------|-------|
| PAIR | KLO.003.0105..xx | 1050 mm | 2200 mm | 80 mm | 75 mm | 1000 mm | 35 mm |
| | KLO.003.9999..xx | | | 80 mm | | | 35 mm |
| SINGLE | KLO.007.0105..xx | 1050 mm | 2200 mm | 80 mm | 75 mm | 1000 mm | 35 mm |
| | KLO.007.9999..xx | | | 80 mm | | | 35 mm |
| PAIR | KLO.005.0105..xx | 1050 mm | 2200 mm | 80 mm | 75 mm | 1000 mm | 35 mm |
| | KLO.005.9999..xx | | | 80 mm | | | 35 mm |
| SINGLE | KLO.008.0105..xx | 1050 mm | 2200 mm | 80 mm | 75 mm | 1000 mm | 35 mm |
| | KLO.008.9999..xx | | | 80 mm | | | 35 mm |
| PAIR | KLO.009.0105..xx | 1050 mm | 2200 mm | 80 mm | 75 mm | 1000 mm | 35 mm |
| | KLO.009.9999..xx | | | 80 mm | | | 35 mm |
| PAIR | KLO.010.0105..xx | 1050 mm | 2200 mm | 80 mm | 75 mm | 1000 mm | 35 mm |
| | KLO.010.9999..xx | | | 80 mm | | | 35 mm |
| PAIR | KLO.004.0105..xx | 1050 mm | 2200 mm | 80 mm | 75 mm | 1000 mm | 35 mm |
| | KLO.004.9999..xx | | | 80 mm | | | 35 mm |
| PAIR | KLO.006.0105..xx | 1050 mm | 2200 mm | 80 mm | 75 mm | 1000 mm | 35 mm |
| | KLO.006.9999..xx | | | 80 mm | | | 35 mm |

.XX = FINITURA
FINISH
FINITION
AFWERKUNG
AUSFÜHRUNG
page 384

INCONTRO SUPERIORE
STRIKE DETAILS
GÂCHE
ZAPFENBAND - OBERTEIL
BOVENLICHTSLUITSTUK
page 396

I disegni riportati a catalogo sono indicativi degli ingombri.
Richiedere il disegno tecnico prima di effettuare le lavorazioni per l'installazione.
All dimensions in the catalog drawings are approximations.
Request the appropriate technical drawing before door preparation and installation.
Toutes les dimensions des dessins de catalogue sont approximatives. Demandez le dessin technique approprié avant la préparation et l'installation de la porte.
Alle Maße in den Katalogzeichnungen sind ungefähre Angaben. Fordern Sie vor der Vorbereitung und Installation der Türen die entsprechende technische Zeichnung an.

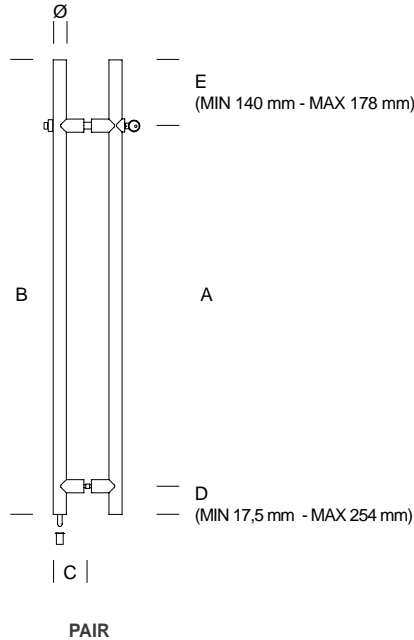
FISSAGGI D VENDUTI SEPARATAMENTE - FIXING D SOLD SEPARATELY
page 390

DP1 (003 - 004 - 005 - 006) / DP5 (007 - 008 - 009 - 010) :
PREPARAZIONE PORTA - DOOR PREPARATION
PRÉPARATION DE LA PORTE - TÜRVORBEREITUNG
page 401-405

DISTANZIATORI PER PORTA A DOPPIO VETRO
SPACERS FOR DOUBLE GLAZED DOOR
ENTRETOISES POUR PORTE DOUBLE VITRAGE
ABSTANDSHALTER FÜR DOPPELGLASTÜR
KLO.KIT.9994
page 399-400

COMPONENTI: NERO PER FINITURA VERNICIATO NERO.
GRIGIO PER FINITURA VERNICIATO CHIARO E ACCIAIO INOX
EDGE COMPONENT: BLACK FOR DARK COLOUR POWDER.
GREY FOR LIGHT COLOUR POWDER AND STAINLESS STEEL

LOCKING
HALF SIZE




PBA
PATENTED
SYSTEM

PATENT
V12004A000149













EUROPEAN
ROUND CYLINDER
INCLUDED



PUNTALE REGOLABILE
ADJUSTABLE STEEL
DEAD BOLT
PIVOT RÉGLABLE
REGULIERBARER
SCHLISSANKER
REGELBARE
ONDOORZAAGBARE
SLUITSTANG



POZZETTO
ANTIPOLVERE
DUST-FREE
FLOOR SOCKET
GÂCHE ANTI-
POUSSIÈRE
ANTISTAUB
BODENBUCHSE
VLOERPOT MET
ANTI-STOFBESCHERMING

| | ART. | A | B | C | D | E | Ø |
|------|--|---|---|-------|---|---|-------|
| PAIR |  KLO.001.0100. xx | 1000 mm | 1250 mm | 80 mm | 75 mm | 175 mm | 35 mm |
| | KLO.001.9999. xx |  |  | 80 mm |  |  | 35 mm |
| PAIR |  KLO.002.0100. xx | 1000 mm | 1250 mm | 80 mm | 75 mm | 175 mm | 35 mm |
| | KLO.002.9999. xx |  |  | 80 mm |  |  | 35 mm |

.XX = FINITURA
FINISH
FINITION
AFWERKING
AUSFÜHRUNG
page 384

COMPONENTI:
NERO PER FINITURA VERNICIATO NERO
GRIGIO PER FINITURA VERNICIATO CHIARO E ACCIAIO INOX
EDGE COMPONENT:
BLACK FOR DARK COLOUR POWDER
GREY FOR LIGHT COLOUR POWDER AND STAINLESS STEEL
COMPOSANT
NOIR POUR FINITION LAQUEE NOIRE
GRIS POUR FINITION LAQUEE CLAIRE ET INOX
KOMPONENTEN
SCHWARZ FÜR SCHWARZ LACKIERTE AUSFÜHRUNG
GRAU FÜR HELL LACKIERTE AUSFÜHRUNG UND EDELSTAHL

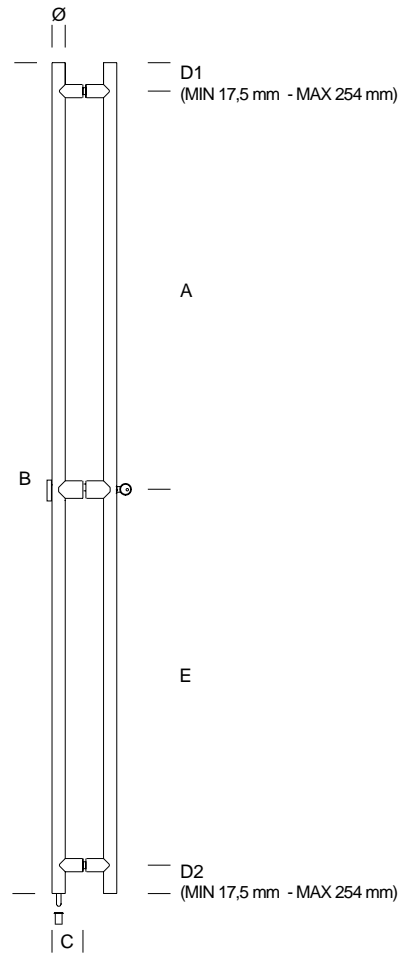

A RICHIESTA FINITURA ACCIAIO INOX VERNICIATO
ON REQUEST FINISH STAINLESS STEEL
POWDERCOATED
A LA DEMANDE FINITION ACIER INOXIDABLE LAQUÉ
AUF ANFRAGE AUSFÜHRUNGEN EDELSTAHL
ROSTFREI LACKIERT
OP AANVRAAG AFWERKINGEN ROESTVAST STAAL
GELAKT
page 384

I disegni riportati a catalogo sono indicativi degli ingombri.
Richiedere il disegno tecnico prima di effettuare le lavorazioni per l'installazione.
All dimensions in the catalog drawings are approximations.
Request the appropriate technical drawing before door preparation and installation.
Toutes les dimensions des dessins de catalogue sont approximatives. Demandez le dessin technique approprié avant la préparation et l'installation de la porte.
Alle Maße in den Katalogzeichnungen sind ungefähre Angaben. Fordern Sie vor der Vorbereitung und Installation der Türen die entsprechende technische Zeichnung an.

DP2 = PREPARAZIONE PORTA - DOOR PREPARATION
PRÉPARATION DE LA PORTE - TÜRVORBEREITUNG
page 402

DISTANZIATORI PER PORTA A DOPPIO VETRO
SPACERS FOR DOUBLE GLAZED DOOR
ENTRETOISES POUR PORTE DOUBLE VITRAGE
ABSTANDSHALTER FÜR DOPPELGLASTÜR
KLO.KIT.9992
page 399-400

LOCKING
FULL SIZE



- EUROPEAN PROFIL CYLINDER INCLUDED
- PUNTALE REGOLABILE
ADJUSTABLE STEEL DEAD BOLT
PIVOT RÉGLABLE
REGULIERBARER SCHLISSANKER
REGLBARE ONDOORZAAGBARE SLUITSTANG
- POZZETTO ANTIPOLVERE
DUST-FREE FLOOR SOCKET
GÂCHE ANTI-POUSSIÈRE
ANTISTAUB BODENBUCHSE
VLOERPOT MET ANTI-STOFBESCHERMING

PAIR

| | ART. | A | B | C | D1 | D2 | E | Ø |
|------|------------------|---------|---------|-------|-------|-------|---------|-------|
| PAIR | KLO.Y03.0000. xx | 1050 mm | 2200 mm | 80 mm | 75 mm | 75 mm | 1000 mm | 35 mm |
| | KLO.Y03.9999. xx | | | 80 mm | | | | 35 mm |
| PAIR | KLO.Y05.0000. xx | 1050 mm | 2200 mm | 80 mm | 75 mm | 75 mm | 1000 mm | 35 mm |
| | KLO.Y05.9999. xx | | | 80 mm | | | | 35 mm |
| PAIR | KLO.Y04.0000. xx | 1050 mm | 2200 mm | 80 mm | 75 mm | 75 mm | 1000 mm | 35 mm |
| | KLO.Y04.9999. xx | | | 80 mm | | | | 35 mm |
| PAIR | KLO.Y06.0000. xx | 1050 mm | 2200 mm | 80 mm | 75 mm | 75 mm | 1000 mm | 35 mm |
| | KLO.Y06.9999. xx | | | 80 mm | | | | 35 mm |

.XX = FINITURA
FINISH
FINITION
AFWERKING
AUSFÜHRUNG
page 384

INCONTRO SUPERIORE
STRIKE DETAILS
GÂCHE
ZAPFENBAND - OBERTEIL
BOVENLICHTSLUITSTUK
page 396

A RICHIESTA FINITURA ACCIAIO INOX VERNICIATO
ON REQUEST FINISH STAINLESS STEEL
POWDERCOATED
A LA DEMANDE FINITION ACIER INOXIDABLE LAQUEE
AUF ANFRAGE AUSFÜHRUNGEN EDELSTAHL
ROSTFREI LACKIERT
OP AANVRAAG AFWERKINGEN ROESTVAST STAAL
GELAKT
page 384

DP1 = PREPARAZIONE PORTA - DOOR PREPARATION
PREPARATION DE LA PORTE - TÜRVORBEREITUNG
page 401


A RICHIESTA DISTANZIATORI PER PORTA A DOPPIO VETRO
ON REQUEST SPACERS FOR DOUBLE GLAZED DOOR
A LA DEMANDE ENTRETOISES POUR PORTE DOUBLE VITRAGE
AUF ANFRAGE ABSTANDSHALTER FÜR DOPPELGLASTÜR

VERSIONE SENZA SERRATURA
COMBINED NON LOCKING
MODÈLE SANS SERRURE
VERSION OHNE VERSCHLUSS
VERSIE ZONDER SLOT
page 141

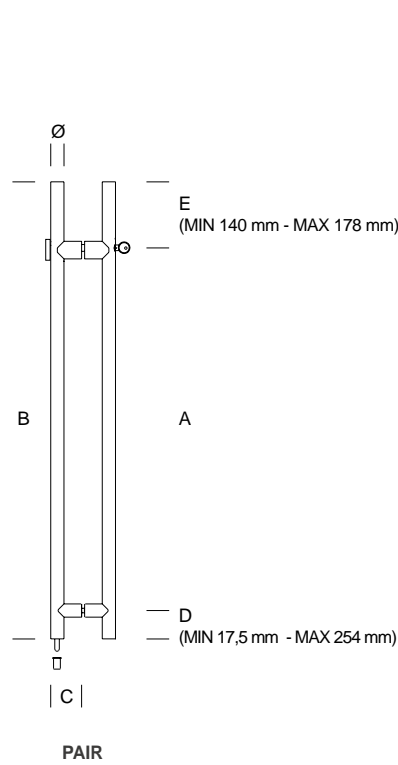

ART.
KLO.Y02.000G

COMPONENTI:
NERO PER FINITURA VERNICIATO NERO
GRIGIO PER FINITURA VERNICIATO CHIARO E ACCIAIO INOX
EDGE COMPONENT:
BLACK FOR DARK COLOUR POWDER
GREY FOR LIGHT COLOUR POWDER AND STAINLESS STEEL
COMPOSANT
NOIR POUR FINITION LAQUEE NOIRE
GRIS POUR FINITION LAQUEE CLAIRE ET INOX
KOMPONENTEN
SCHWARZ FÜR SCHWARZ LACKIERTE AUSFÜHRUNG
GRAU FÜR HELL LACKIERTE AUSFÜHRUNG UND EDELSTAHL

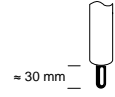
I disegni riportati a catalogo sono indicativi degli ingombri.
Richiedere il disegno tecnico prima di effettuare le lavorazioni per l'installazione.
All dimensions in the catalog drawings are approximations.
Request the appropriate technical drawing before door preparation and installation.
Toutes les dimensions des dessins de catalogue sont approximatives. Demandez le dessin technique approprié avant la préparation et l'installation de la porte.
Alle Maße in den Katalogzeichnungen sind ungefähre Angaben. Fordern Sie vor der Vorbereitung und Installation der Türen die entsprechende technische Zeichnung an.



LOCKING
HALF SIZE













EUROPEAN
PROFIL CYLINDER
INCLUDED



PUNTALE REGOLABILE
ADJUSTABLE STEEL
DEAD BOLT
PIVOT RÉGLABLE
REGULIERBARER
SCHLISSANKER
REGELBARE
ONDOORZAAGBARE
SLUITSTANG



POZZETTO
ANTIPOLVERE
DUST-FREE
FLOOR SOCKET
GÂCHE ANTI-
POUSSIÈRE
ANTISTAUB
BODENBUCHSE
VLOERPOT MET
ANTI-STOFBESCHERMING

| | ART. | A | B | C | D | E | Ø |
|------|--|---|---|-------|---|---|-------|
| PAIR |  KLO.Y01.0000..xx | 1000 mm | 1250 mm | 80 mm | 75 mm | 175 mm | 35 mm |
| | KLO.Y01.9999..xx |  |  | 80 mm |  |  | 35 mm |
| PAIR |  KLO.Y02.0000..xx | 1000 mm | 1250 mm | 80 mm | 75 mm | 175 mm | 35 mm |
| | KLO.Y02.9999..xx |  |  | 80 mm |  |  | 35 mm |

.XX = FINITURA
FINISH
FINITION
AFWERKING
AUSFÜHRUNG
page 384

COMPONENTI:
NERO PER FINITURA VERNICIATO NERO
GRIGIO PER FINITURA VERNICIATO CHIARO E ACCIAIO INOX
EDGE COMPONENT:
BLACK FOR DARK COLOUR POWDER
GREY FOR LIGHT COLOUR POWDER AND STAINLESS STEEL
COMPOSANT
NOIR POUR FINITION LAQUEE NOIRE
GRIS POUR FINITION LAQUEE CLAIRES ET INOX
KOMPONENTEN
SCHWARZ FÜR SCHWARZ LACKIERTE AUSFÜHRUNG
GRAU FÜR HELL LACKIERTE AUSFÜHRUNG UND EDELSTAHL

A RICHIESTA FINITURA ACCIAIO INOX VERNICIATO
ON REQUEST FINISH STAINLESS STEEL
POWDERCOATED
A LA DEMANDE FINITION ACIER INOXIDABLE LAQUÉ
AUF ANFRAGE AUSFÜHRUNGEN EDELSTAHL
ROSTFREI LACKIERT
OP AANVRAAG AFWERKINGEN ROESTVAST STAAL
GELAKT
page 384

I disegni riportati a catalogo sono indicativi degli ingombri.
Richiedere il disegno tecnico prima di effettuare le lavorazioni per l'installazione.
All dimensions in the catalog drawings are approximations.
Request the appropriate technical drawing before door preparation and installation.
Toutes les dimensions des dessins de catalogue sont approximatives. Demandez le dessin technique approprié avant la préparation et l'installation de la porte.
Alle Maße in den Katalogzeichnungen sind ungefähre Angaben. Fordern Sie vor der Vorbereitung und Installation der Türen die entsprechende technische Zeichnung an.

DP2 = PREPARAZIONE PORTA - DOOR PREPARATION
PREPARATION DE LA PORTE - TÜRVORBEREITUNG
page 402

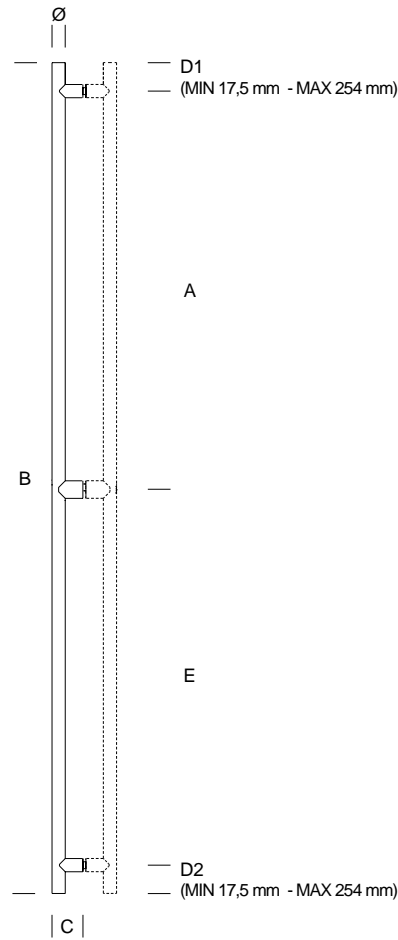

A RICHIESTA DISTANZIATORI PER PORTA A DOPPIO VETRO
ON REQUEST SPACERS FOR DOUBLE GLAZED DOOR
A LA DEMANDE ENTRETOISES POUR PORTE DOUBLE VITRAGE
AUF ANFRAGE ABSTANDSHALTER FÜR DOPPELGLASTÜR

VERSIONE SENZA SERRATURA
COMBINED NON LOCKING
MODÈLE SANS SERRURE
VERSION OHNE VERSCHLUSS
VERSIE ZONDER SLOT
page 148

ART.
KLO.Y01.000G



NON LOCKING
FULL SIZE



SINGLE

| | ART. | A | B | C | D1 | D2 | E | Ø |
|--------|------------------|---|---|-------|-------|-------|---------|-------|
| SINGLE | KLO.Y02.999G. xx | ⌚ | ⌚ | 80 mm | 75 mm | 75 mm | 1000 mm | 35 mm |

.XX = FINITURA
FINISH
FINITION
AFWERKING
AUSFÜHRUNG
page 384

COMPONENTI:

NERO PER FINITURA VERNICIATO NERO
GRIGIO PER FINITURA VERNICIATO CHIARO E ACCIAIO INOX
EDGE COMPONENT:

BLACK FOR DARK COLOUR POWDER
GREY FOR LIGHT COLOUR POWDER AND STAINLESS STEEL

COMPOSANT

NOIR POUR FINITION LAQUEE NOIRE
GRIS POUR FINITION LAQUEE CLAIRE ET INOX

KOMPONENTEN

SCHWARZ FÜR SCHWARZ LACKIERTE AUSFÜHRUNG
GRAU FÜR HELL LACKIERTE AUSFÜHRUNG UND EDELSTAHL

A RICHIESTA FINITURA ACCIAIO INOX VERNICIATO
ON REQUEST FINISH STAINLESS STEEL
POWDERCOATED
A LA DEMANDE FINITION ACIER INOXIDABLE LAQUÉ
AUF ANFRAGE AUSFÜHRUNGEN EDELSTAHL
ROSTFREI LACKIERT
OP AANVRAAG AFWERKINGEN ROESTVAST STAAL
GELAKT
page 384

I disegni riportati a catalogo sono indicativi degli ingombri.
Richiedere il disegno tecnico prima di effettuare le lavorazioni per l'installazione.

All dimensions in the catalog drawings are approximations.
Request the appropriate technical drawing before door preparation and installation.

Toutes les dimensions des dessins de catalogue sont approximatives. Demandez le dessin technique approprié avant la préparation et l'installation de la porte.

Alle Maße in den Katalogzeichnungen sind ungefähre Angaben. Fordern Sie vor der Vorbereitung und Installation der Türen die entsprechende technische Zeichnung an.

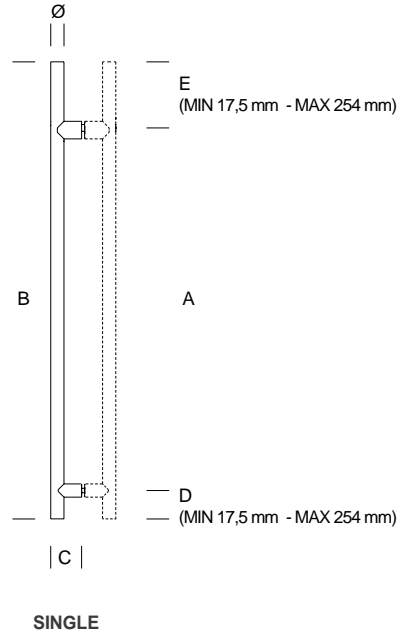

DP4 = PREPARAZIONE PORTA - DOOR PREPARATION
PREPARATION DE LA PORTE - TÜRVORBEREITUNG
page 404

A RICHIESTA DISTANZIATORI PER PORTA A DOPPIO VETRO
ON REQUEST SPACERS FOR DOUBLE GLAZED DOOR
A LA DEMANDE ENTRETOISES POUR PORTE DOUBLE VITRAGE
AUF ANFRAGE ABSTANDSHALTER FÜR DOPPELGLASTÜR

NON LOCKING TO MATCH PULL ON
page 139

FISSAGGI D VENDUTI SEPARATAMENTE
FIXING D SOLD SEPARATELY
page 390

NON LOCKING
HALF SIZE



| | ART. | A | B | C | D | E | Ø |
|--------|------------------|---|---|-------|-------|--------|-------|
| SINGLE | KLO.Y01.999G..xx | ☉ | ☉ | 80 mm | 75 mm | 175 mm | 35 mm |

.XX = FINITURA
FINISH
FINITION
AFWERKING
AUSFÜHRUNG
page 384

COMPONENTI:
NERO PER FINITURA VERNICIATO NERO
GRIGIO PER FINITURA VERNICIATO CHIARO E ACCIAIO INOX
EDGE COMPONENT:
BLACK FOR DARK COLOUR POWDER
GREY FOR LIGHT COLOUR POWDER AND STAINLESS STEEL
COMPOSANT
NOIR POUR FINITION LAQUEE NOIRE
GRIS POUR FINITION LAQUEE CLAIRE ET INOX
KOMPONENTEN
SCHWARZ FÜR SCHWARZ LACKIERTE AUSFÜHRUNG
GRAU FÜR HELL LACKIERTE AUSFÜHRUNG UND EDELSTAHL

A RICHIESTA FINITURA ACCIAIO INOX VERNICIATO
ON REQUEST FINISH STAINLESS STEEL
POWDERCOATED
A LA DEMANDE FINITION ACIER INOXIDABLE LAQUÉ
AUF ANFRAGE AUSFÜHRUNGEN EDELSTAHL
ROSTFREI LACKIERT
OP AANVRAAG AFWERKINGEN ROESTVAST STAAL
GELAKT
page 384

I disegni riportati a catalogo sono indicativi degli ingombri.
Richiedere il disegno tecnico prima di effettuare le lavorazioni per l'installazione.

All dimensions in the catalog drawings are approximations.
Request the appropriate technical drawing before door preparation and installation.

Toutes les dimensions des dessins de catalogue sont approximatives. Demandez le dessin technique approprié avant la préparation et l'installation de la porte.

Alle Maße in den Katalogzeichnungen sind ungefähre Angaben. Fordern Sie vor der Vorbereitung und Installation der Türen die entsprechende technische Zeichnung an.

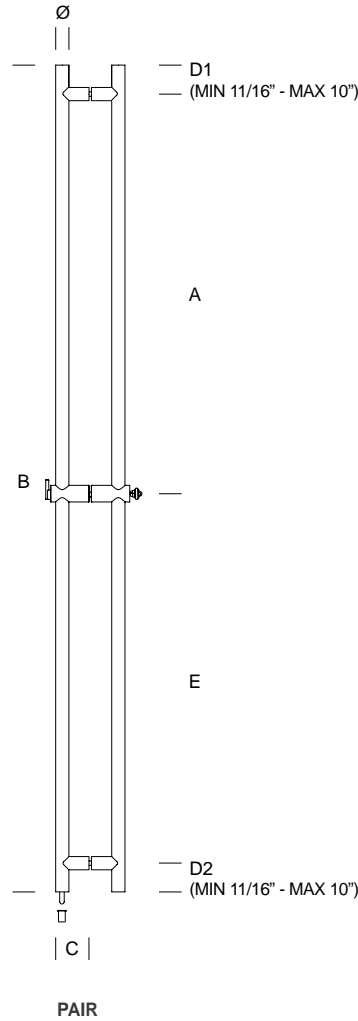
DP2 = PREPARAZIONE PORTA - DOOR PREPARATION
PREPARATION DE LA PORTE - TÜRVORBEREITUNG
page 402

A RICHIESTA DISTANZIATORI PER PORTA A DOPPIO VETRO
ON REQUEST SPACERS FOR DOUBLE GLAZED DOOR
A LA DEMANDE ENTRETOISES POUR PORTE DOUBLE VITRAGE
AUF ANFRAGE ABSTANDSHALTER FÜR DOPPELGLASTÜR

NON LOCKING TO MATCH PULL ON
page 140

FISSAGGI D VENDUTI SEPARATAMENTE
FIXING D SOLD SEPARATELY
page 390

LOCKING FULL SIZE



PBA
PATENTED
SYSTEM

PATENT
102019000012465

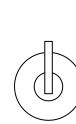
CILINDRO NON INCLUSO
CYLINDER NOT INCLUDED



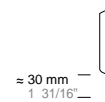
RIM CYLINDER
WITH IC



RIM CYLINDER



POMOLO CONFORME
NORMATIVA ADA
ADA COMPLIANT
THUMBTURN
BOUTON CORRESPONDANT
AUX NORMES ADA
KNAUF GEMÄSS ADA
NORMEN
DEURKNOP VOLGENS
ADA NORMEN



PUNTALE REGOLABILE
ADJUSTABLE STEEL
DEAD BOLT
PIVOT RÉGLABLE
REGULIERBARER
SCHLIESSANKER
REGELBARE
ONDOORZAAGBARE
SLUITSTANG



POZZETTO
ANTIPOLVERE
DUST-FREE
FLOOR SOCKET
GÄCHE ANTI-
POUSSIÈRE
ANTISTAUB
BODENBUCHSE
VLOERPOT MET
ANTI-STOFBESCHERMING

BRAND OF COMPATIBLE RIM CYLINDER:

- ARROW
- CORBIN RUSSWIN
- MEDECO
- SCHLAGE
- BEST
- KABAILCO
- SARGENT
- YALE

| | ART. | A | B | C | D1 | D2 | E | Ø |
|--------------------|--------------------------|----------------------|--------------------|-----------------|-------------------|-------------------|--------------------|-----------------|
| PAIR | KLO.004.000U . xx | 1050 mm 41 11/32" | 2200 mm 86 5/8" | 80 mm 3 1/8" | 75 mm 2 15/16" | 75 mm 2 15/16" | 1000 mm 39 3/8" | 35 mm 1 3/8" |
| BOTTOM LOCKING | KLO.004.0U72 . xx | custom | 1828 mm 72" | 80 mm 3 1/8" | custom | custom | custom | 35 mm 1 3/8" |
| | KLO.004.0U84 . xx | custom | 2133 mm 84" | 80 mm 3 1/8" | custom | custom | custom | 35 mm 1 3/8" |
| | KLO.004.999U . xx | custom | custom | 80 mm 3 1/8" | custom | custom | custom | 35 mm 1 3/8" |
| PAIR | KLO.006.000U . xx | 1050 mm 41 11/32" | 2200 mm 86 5/8" | 80 mm 3 1/8" | 75 mm 2 15/16" | 75 mm 2 15/16" | 1000 mm 39 3/8" | 35 mm 1 3/8" |
| TOP/BOTTOM LOCKING | KLO.006.999U . xx | custom | custom | 80 mm 3 1/8" | custom | custom | custom | 35 mm 1 3/8" |

.XX = FINITURA FINISH FINITION AFWERKUNG AUSFÜHRUNG page 384

INCONTRO SUPERIORE STRIKE DETAILS GÄCHE ZÄPFENBAND - OBERTEIL BOVENLICHTSLUITSTUK page 396

A RICHIESTA FINITURA ACCIAIO INOX VERNICIATO ON REQUEST FINISH STAINLESS STEEL POWDERCOATED A LA DEMANDE FINITION ACIER INOXIDABLE LAQUÉ AUF ANFRAGE AUSFÜHRUNGEN EDELSTAHL ROSTFREI LACKIERT OP AANVRAAG AFWERKINGEN ROESTVAST STAAL GELAKT page 384

DP1 = PREPARAZIONE PORTA - DOOR PREPARATION PREPARATION DE LA PORTE - TÜRVORBEREITUNG page 401

DISTANZIATORI PER PORTA A DOPPIO VETRO SPACERS FOR DOUBLE GLAZED DOOR ENTRETOISES POUR PORTE DOUBLE VITRAGE ABSTANDSHALTER FÜR DOPPELGLASTÜR KLO.KIT.99U4 page 399-400

VERSIONE SENZA SERRATURA COMBINED NON LOCKING MODÈLE SANS SERRURE VERSION OHNE VERSCHLUSS VERSIE ZONDER SLOT page 151

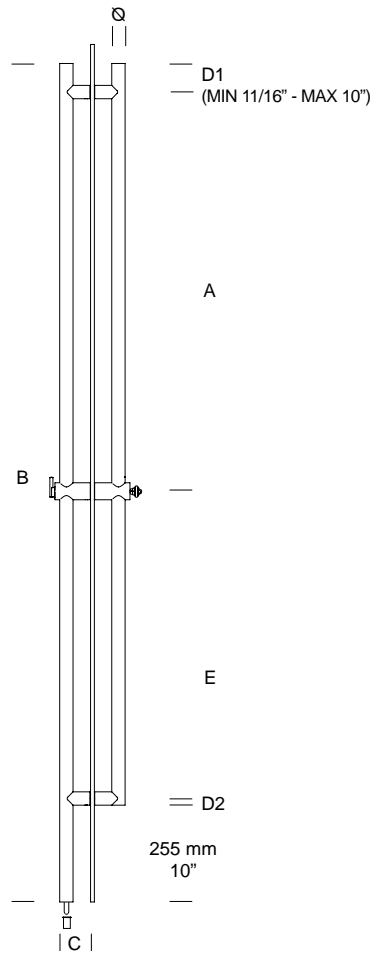
ART.
KLO.0G4.000U
KLO.0G4.999U
KLO.0G4.0U72
KLO.0G4.0U84

COMPONENTI:
NERO PER FINITURA VERNICIATO NERO
GRIGIO PER FINITURA VERNICIATO CHIARO E ACCIAIO INOX
EDGE COMPONENT:
BLACK FOR DARK COLOUR POWDER
GREY FOR LIGHT COLOUR POWDER AND STAINLESS STEEL
COMPOSANT
NOIR POUR FINITION LAQUEE NOIRE
GRIS POUR FINITION LAQUEE CLAIRE ET INOX
KOMPONENTEN
SCHWARZ FÜR SCHWARZ LACKIERTE AUSFÜHRUNG
GRAU FÜR HELL LACKIERTE AUSFÜHRUNG UND EDELSTAHL

I disegni riportati a catalogo sono indicativi degli ingombri.
Richiedere il disegno tecnico prima di effettuare le lavorazioni per l'installazione.
All dimensions in the catalog drawings are approximations.
Request the appropriate technical drawing before door preparation and installation.
Toutes les dimensions des dessins de catalogue sont approximatives. Demandez le dessin technique approprié avant la préparation et l'installation de la porte.
Alle Maße in den Katalogzeichnungen sind ungefähre Angaben. Fordern Sie vor der Vorbereitung und Installation der Türen die entsprechende technische Zeichnung an.



LOCKING
FULL SIZE



ADA
10"
clearance
layout

P B A
PATENTED
SYSTEM

PATENT
102019000012465

CILINDRO NON INCLUSO
CYLINDER NOT INCLUDED



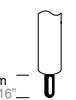
RIM CYLINDER
WITH IC



RIM CYLINDER



POMOLO CONFORME
NORMATIVA ADA
ADA COMPLIANT
THUMBTURN
BOUTON CORRESPON-
DANT AUX NORMES ADA
KNAUF GEMÄSS ADA
NORMEN
DEURKNOP VOLGENS
ADA NORMEN



PUNTALE REGOLABILE
ADJUSTABLE STEEL
DEAD BOLT
PIVOT RÉGLABLE
REGULIERBARER
SCHLISSÄNKER
REGELBARE
ONDOORZAAGBARE
SLUITSTANG



POZZETTO
ANTIPOLVERE
DUST-FREE
FLOOR SOCKET
GÂCHE ANTI-
POUSSIÈRE
ANTISTAUB
BODENBUCHSE
VLOERPOT MET
ANTI-STOFBESCHERMING

BRAND OF COMPATIBLE RIM CYLINDER:

| | |
|------------------|------------|
| - ARROW | - BEST |
| - CORBIN RUSSWIN | - KABAILCO |
| - MEDECO | - SARGENT |
| - SCHLAGE | - YALE |

PAIR

PAIR

BOTTOM
LOCKING



| ART. | A | B | C | D1 | D2 | E | Ø |
|------------------|----------------------|--------------------|-----------------|-------------------|-------------------|--------------------|-----------------|
| KLO.004.00TU. xx | 1050 mm 41 11/32" | 2200 mm 86 5/8" | 80 mm 3 1/8" | 75 mm 2 15/16" | 17,5 mm 11/16" | 802 mm 31 9/16" | 35 mm 1 3/8" |
| KLO.004.TU72. xx | custom | 1828 mm 72" | 80 mm 3 1/8" | custom | 17,5 mm 11/16" | custom | 35 mm 1 3/8" |
| KLO.004.TU84. xx | custom | 2133 mm 84" | 80 mm 3 1/8" | custom | 17,5 mm 11/16" | custom | 35 mm 1 3/8" |
| KLO.004.99TU. xx | custom | custom | 80 mm 3 1/8" | custom | 17,5 mm 11/16" | custom | 35 mm 1 3/8" |

.XX = FINITURA
FINISH
FINITION
AFWERKUNG
AUSFÜHRUNG
page 384

COMPONENTI:
NERO PER FINITURA VERNICIATO NERO
GRIGIO PER FINITURA VERNICIATO CHIARO E ACCIAIO INOX
EDGE COMPONENT:
BLACK FOR DARK COLOUR POWDER
GREY FOR LIGHT COLOUR POWDER AND STAINLESS STEEL
COMPOSANT
NOIR POUR FINITION LAQUEE NOIRE
GRIS POUR FINITION LAQUEE CLAIRE ET INOX
KOMPONENTEN
SCHWARZ FÜR SCHWARZ LACKIERTE AUSFÜHRUNG
GRAU FÜR HELL LACKIERTE AUSFÜHRUNG UND EDELSTAHL

A RICHIESTA FINITURA ACCIAIO INOX VERNICIATO
ON REQUEST FINISH STAINLESS STEEL
POWDERCOATED
A LA DEMANDE FINITION ACIER INOXIDABLE LAQUEE
AUF ANFRAGE AUSFÜHRUNGEN EDELSTAHL
ROSTFREI LACKIERT
OP AANVRAAG AFWERKINGEN ROESTVAST STAAL
GELAKT
page 384

I disegni riportati a catalogo sono indicativi degli ingombri.
Richiedere il disegno tecnico prima di effettuare le lavorazioni per l'installazione.
All dimensions in the catalog drawings are approximations.
Request the appropriate technical drawing before door preparation and installation.
Toutes les dimensions des dessins de catalogue sont approximatives. Demandez le dessin technique approprié avant la préparation et l'installation de la porte.
Alle Maße in den Katalogzeichnungen sind ungefähre Angaben. Fordern Sie vor der Vorbereitung und Installation der Türen die entsprechende technische Zeichnung an.

DP1 = PREPARAZIONE PORTA - DOOR PREPARATION
PREPARATION DE LA PORTE - TÜRVORBEREITUNG
page 401

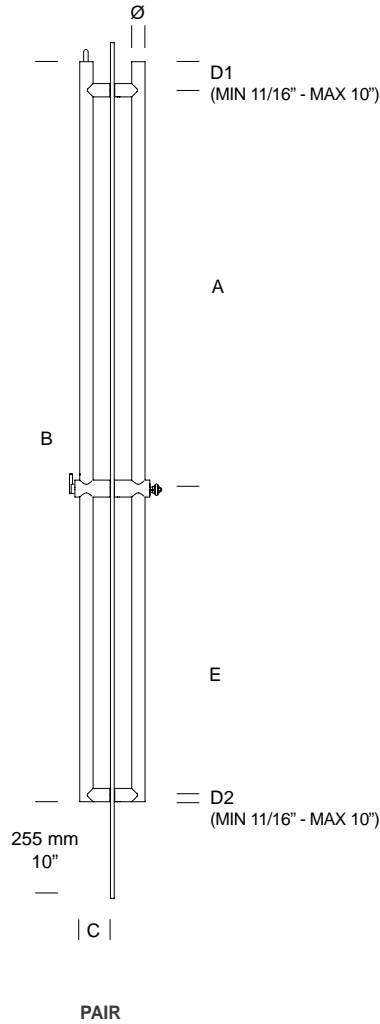
DISTANZIATORI PER PORTA A DOPPIO VETRO
SPACERS FOR DOUBLE GLAZED DOOR
ENTRETOISES POUR PORTE DOUBLE VITRAGE
ABSTANDSHALTER FÜR DOPPELGLASTÜR
KLO.KIT.99U4
page 399-400

VERSIONE SENZA SERRATURA
COMBINED NON LOCKING
MODÈLE SANS SERRURE
VERSION OHNE VERSCHLUSS
VERSIE ZONDER SLOT
page 152

ART.
KLO.0G4.00TU
KLO.0G4.99TU
KLO.0G4.TU72
KLO.0G4.TU84



LOCKING
FULL SIZE



ADA
10"
clearance
layout

PBA
PATENTED
SYSTEM

PATENT
102019000012465

CILINDRO NON INCLUSO
CYLINDER NOT INCLUDED



RIM CYLINDER
WITH IC



RIM CYLINDER



POMOLO CONFORME
NORMATIVA ADA
ADA COMPLIANT
THUMBTURN
BOUTON CORRESPON-
DANT AUX NORMES ADA
KNAUF GEMÄSS ADA
NORMEN
DEURKNOP VOLGENS
ADA NORMEN



PUNTALE REGOLABILE
ADJUSTABLE STEEL
DEAD BOLT
PIVOT RÉGLABLE
REGULIERBARER
SCHLISSANKER
REGELBARE
ONDOORZAGBARE
SLUITSTANG



POZZETTO
ANTIPOLVERE
DUST-FREE
FLOOR SOCKET
GÂCHE ANTI-
POUSSIÈRE
ANTISTAUB
BODENBUCHSE
VLOERPOT MET
ANTI-STOFBESCHERMING

| BRAND OF COMPATIBLE RIM CYLINDER: | |
|-----------------------------------|------------|
| - ARROW | - BEST |
| - CORBIN RUSSWIN | - KABAILCO |
| - MEDECO | - SARGENT |
| - SCHLAGE | - YALE |

PAIR



TOP
LOCKING

| ART. | A | B | C | D1 | D2 | E | Ø |
|-------------------------|----------------------|---------------------|-----------------|-------------------|-------------------|--------------------|-----------------|
| KLO.004.00RU. xx | 1050 mm 41 11/32" | 1945 mm 76 9/16" | 80 mm 3 1/8" | 75 mm 2 15/16" | 17,5 mm 11/16" | 802 mm 31 9/16" | 35 mm 1 3/8" |
| KLO.004.RU72. xx | custom | 1828 mm 72" | 80 mm 3 1/8" | custom | custom | custom | 35 mm 1 3/8" |
| KLO.004.99RU. xx | custom | custom | 80 mm 3 1/8" | custom | custom | custom | 35 mm 1 3/8" |

.XX = FINITURA
FINISH
FINITION
AFWERKUNG
AUSFÜHRUNG
page 384

INCONTRO SUPERIORE
STRIKE DETAILS
GÂCHE
ZAPFENBAND - OBERTEIL
BOVENLICHTSLUITSTUK
page 396

A RICHIESTA FINITURA ACCIAIO INOX VERNICIATO
ON REQUEST FINISH STAINLESS STEEL
POWDERCOATED
A LA DEMANDE FINITION ACIER INOXIDABLE LAQUÉ
AUF ANFRAGE AUSFÜHRUNGEN EDELSTAHL
ROSTFREI LACKIERT
OP AANVRAAG AFWERKINGEN ROESTVAST STAAL
GELAKT
page 384

DP1 = PREPARAZIONE PORTA - DOOR PREPARATION
PREPARATION DE LA PORTE - TÜRVORBEREITUNG
page 401

DISTANZIATORI PER PORTA A DOPPIO VETRO
SPACERS FOR DOUBLE GLAZED DOOR
ENTRETOISES POUR PORTE DOUBLE VITRAGE
ABSTANDSHALTER FÜR DOPPELGLASTÜR
KLO.KIT.99U4
page 399-400

VERSIONE SENZA SERRATURA
COMBINED NON LOCKING
MODÈLE SANS SERRURE
VERSION OHNE VERSCHLUSS
VERSIE ZONDER SLOT
page 153

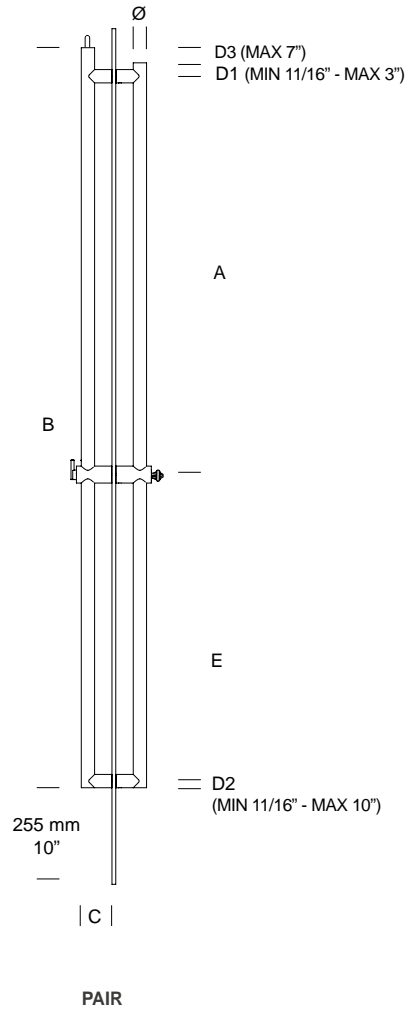
ART.
KLO.0G4.00RU
KLO.0G4.99RU
KLO.0G4.RU72

COMPONENTI:
NERO PER FINITURA VERNICIATO NERO
GRIGIO PER FINITURA VERNICIATO CHIARO E ACCIAIO INOX
EDGE COMPONENT:
BLACK FOR DARK COLOUR POWDER
GREY FOR LIGHT COLOUR POWDER AND STAINLESS STEEL
KOMPOSANT
NOIR POUR FINITION LAQUEE NOIRE
GRIS POUR FINITION LAQUEE CLAIRE ET INOX
KOMPONENTEN
SCHWARZ FÜR SCHWARZ LACKIERTE AUSFÜHRUNG
GRAU FÜR HELL LACKIERTE AUSFÜHRUNG UND EDELSTAHL

I disegni riportati a catalogo sono indicativi degli ingombri.
Richiedere il disegno tecnico prima di effettuare le lavorazioni per l'installazione.
All dimensions in the catalog drawings are approximations.
Request the appropriate technical drawing before door preparation and installation.
Toutes les dimensions des dessins de catalogue sont approximatives. Demandez le dessin technique approprié avant la préparation et l'installation de la porte.
Alle Maße in den Katalogzeichnungen sind ungefähre Angaben. Fordern Sie vor der Vorbereitung und Installation der Türen die entsprechende technische Zeichnung an.



LOCKING
FULL SIZE

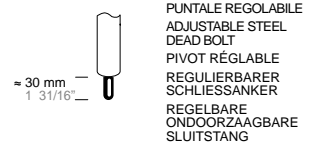
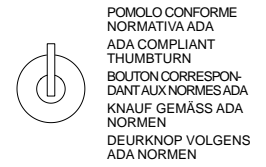


ADA
10"
clearance
layout

P B A
P A T E N T E D
S Y S T E M

PATENT
102019000012465

CILINDRO NON INCLUSO
CYLINDER NOT INCLUDED



BRAND OF COMPATIBLE RIM CYLINDER:

| | |
|------------------|------------|
| - ARROW | - BEST |
| - CORBIN RUSSWIN | - KABAILCO |
| - MEDECO | - SARGENT |
| - SCHLAGE | - YALE |

PAIR

TOP
LOCKING



| ART. | A | B | C | D1 | D2 | D3 | E | \varnothing |
|------------------|--------|--------|-----------------|--------|--------|--------|--------|-----------------|
| KLO.004.9ZU1. xx | custom | custom | 80 mm 3 1/8" | custom | custom | custom | custom | 35 mm 1 3/8" |

.XX = FINITURA
FINISH
FINITION
AFWERKUNG
AUSFÜHRUNG
page 384

INCONTRO SUPERIORE
STRIKE DETAILS
GÂCHE
ZAPFENBAND - OBERTEIL
BOVENLICHTSLUITSTUK
page 396

A RICHIESTA FINITURA ACCIAIO INOX VERNICIATO
ON REQUEST FINISH STAINLESS STEEL
POWDERCOATED
A LA DEMANDE FINITION ACIER INOXIDABLE LAQUEE
AUF ANFRAGE AUSFÜHRUNGEN EDELSTAHL
ROSTFREI LACKIERT
OP AANVRAAG AFWERKINGEN ROESTVAST STAAL
GELAKT
page 384

DP1 = PREPARAZIONE PORTA - DOOR PREPARATION
PREPARATION DE LA PORTE - TÜRVORBEREITUNG
page 401

DISTANZIATORI PER PORTA A DOPPIO VETRO
SPACERS FOR DOUBLE GLAZED DOOR
ENTRETOISES POUR PORTE DOUBLE VITRAGE
ABSTANDSHALTER FÜR DOPPELGLASTÜR
KLO.KIT.99U4
page 399-400

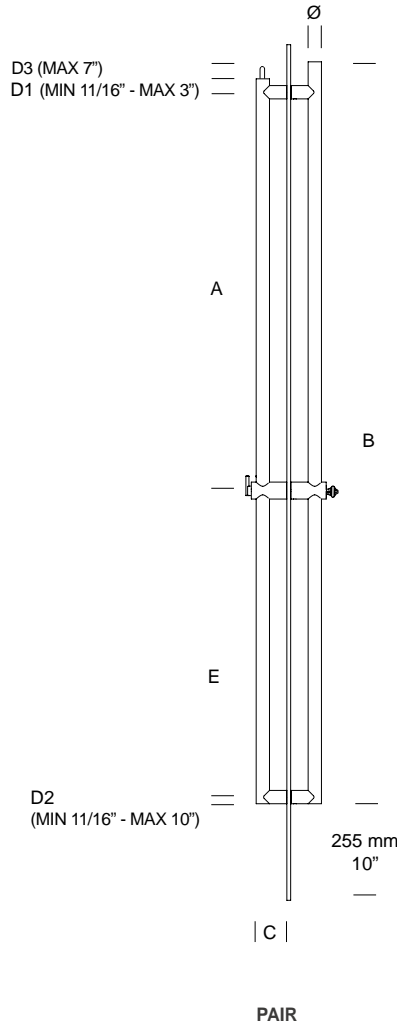
VERSIONE SENZA SERRATURA
COMBINED NON LOCKING
MODÈLE SANS SERRURE
VERSION OHNE VERSCHLUSS
VERSIE ZONDER SLOT
page 154

ART.
KLO.0G4.99ZU



I disegni riportati a catalogo sono indicativi degli ingombri.
Richiedere il disegno tecnico prima di effettuare le lavorazioni per l'installazione.
All dimensions in the catalog drawings are approximations.
Request the appropriate technical drawing before door preparation and installation.
Toutes les dimensions des dessins de catalogue sont approximatives. Demandez le dessin technique approprié avant la préparation et l'installation de la porte.
Alle Maße in den Katalogzeichnungen sind ungefähre Angaben. Fordern Sie vor der Vorbereitung und Installation der Türen die entsprechende technische Zeichnung an.

LOCKING
FULL SIZE



ADA
10"
clearance
layout



PATENT
102019000012465

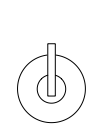
CILINDRO NON INCLUSO
CYLINDER NOT INCLUDED



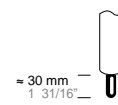
RIM CYLINDER
WITH IC



RIM CYLINDER



POMOLO CONFORME
NORMATIVA ADA
ADA COMPLIANT
THUMBTURN
BOUTON CORRESPON-
DANT AUX NORMES ADA
KNAUF GEMÄSS ADA
NORMEN
DEURKNOP VOLGENS
ADA NORMEN



PUNTALE REGOLABILE
ADJUSTABLE STEEL
DEAD BOLT
PIVOT RÉGLABLE
REGULIERBARER
SCHLISSANKER
REGELBARE
ONDOORZAGBARE
SLUITSTANG

≈ 30 mm
1 31/16"



POZZETTO
ANTIPOLVERE
DUST-FREE
FLOOR SOCKET
GÂCHE ANTI-
POUSSIÈRE
ANTISTAUB
BODENBUCHSE
VLOERPOT MET
ANTI-STOFBESCHERMING

| BRAND OF COMPATIBLE RIM CYLINDER: | |
|-----------------------------------|------------|
| - ARROW | - BEST |
| - CORBIN RUSSWIN | - KABAILCO |
| - MEDECO | - SARGENT |
| - SCHLAGE | - YALE |

PAIR

TOP
LOCKING



| ART. | A | B | C | D1 | D2 | D3 | E | Ø |
|------------------|--------|--------|-----------------|--------|--------|--------|--------|-----------------|
| KLO.004.9ZU2. xx | custom | custom | 80 mm 3 1/8" | custom | custom | custom | custom | 35 mm 1 3/8" |

.XX = FINITURA
FINISH
FINITION
AFWERKING
AUSFÜHRUNG
page 384

INCONTRO SUPERIORE
STRIKE DETAILS
GÂCHE
ZÄPFENBAND - OBERTEIL
BOVENLICHTSLUITSTUK
page 396

A RICHIESTA FINITURA ACCIAIO INOX VERNICIATO
ON REQUEST FINISH STAINLESS STEEL
POWDERCOATED
A LA DEMANDE FINITION ACIER INOXIDABLE LAQUEE
AUF ANFRAGE AUSFÜHRUNGEN EDELSTAHL
ROSTFREI LACKIERT
OP AANVRAAG AFWERKINGEN ROESTVAST STAAL
GELAKT
page 384

DP1 = PREPARAZIONE PORTA - DOOR PREPARATION
PREPARAZIONE DE LA PORTE - TÜRVORBEREITUNG
page 401

DISTANZIATORI PER PORTA A DOPPIO VETRO
SPACERS FOR DOUBLE GLAZED DOOR
ENTRETOISES POUR PORTE DOUBLE VITRAGE
ABSTANDSHALTER FÜR DOPPELGLASTÜR
KLO.KIT.99U4
page 399-400

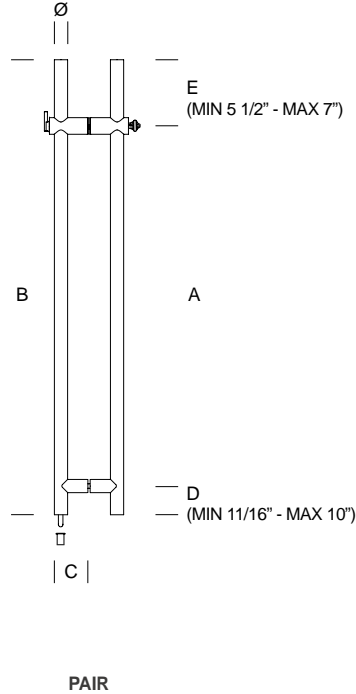

VERSIONE SENZA SERRATURA
COMBINED NON LOCKING
MODÈLE SANS SERRURE
VERSION OHNE VERSCHLUSS
VERSIE ZONDER SLOT
page 154

ART.
KLO.0G4.99ZU

I disegni riportati a catalogo sono indicativi degli ingombri.
Richiedere il disegno tecnico prima di effettuare le lavorazioni per l'installazione.
All dimensions in the catalog drawings are approximations.
Request the appropriate technical drawing before door preparation and installation.
Toutes les dimensions des dessins de catalogue sont approximatives. Demandez le dessin technique approprié avant la préparation et l'installation de la porte.
Alle Maße in den Katalogzeichnungen sind ungefähre Angaben. Fordern Sie vor der Vorbereitung und Installation der Türen die entsprechende technische Zeichnung an.



LOCKING
HALF SIZE



P B A
PATENTED
SYSTEM

PATENT
102019000012465

CILINDRO NON INCLUSO
CYLINDER NOT INCLUDED



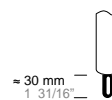
RIM CYLINDER
WITH IC



RIM CYLINDER



POMOLO CONFORME
NORMATIVA ADA
ADA COMPLIANT
THUMBTURN
BOUTON CORRESPON-
DANT AUX NORMES ADA
KNAUF GEMÄSS ADA
NORMEN
DEURKNOP VOLGENS
ADA NORMEN



PUNTALE REGOLABILE
ADJUSTABLE STEEL
DEAD BOLT
PIVOT RÉGLABLE
REGULIERBARER
SCHLISSANKER
REGELBARE
ONDOORZAAGBARE
SLUITSTANG



POZZETTO
ANTIPOLVERE
DUST-FREE
FLOOR SOCKET
GÂCHE ANTI-
POUSSIÈRE
ANTISTAUB
BODENBUCHSE
VLOERPOT MET
ANTI-STOFBESCHERMING

BRAND OF COMPATIBLE RIM CYLINDER:
- ARROW - BEST
- CORBIN RUSSWIN - KABAILCO
- MEDECO - SARGENT
- SCHLAGE - YALE

| | ART. | A | B | C | D | E | Ø |
|-------------------|------------------|--------------------|--------------------|-----------------|-------------------|------------------|-----------------|
| PAIR | KLO.002.000U. xx | 1000 mm 39 3/8" | 1250 mm 49 1/4" | 80 mm 3 1/8" | 75 mm 2 15/16" | 175 mm 6 7/8" | 35 mm 1 3/8" |
| BOTTOM LOCKING | KLO.002.0U48. xx | custom | 1219 mm 48" | 80 mm 3 1/8" | custom | custom | 35 mm 1 3/8" |
| | KLO.002.0U60. xx | custom | 1524 mm 60" | 80 mm 3 1/8" | custom | custom | 35 mm 1 3/8" |
| | KLO.002.999U. xx | custom | custom | 80 mm 3 1/8" | custom | custom | 35 mm 1 3/8" |

.XX = FINITURA
FINISH
FINITION
AFWERKING
AUSFÜHRUNG
page 384

COMPONENTI:
NERO PER FINITURA VERNICIATO NERO
GRIGIO PER FINITURA VERNICIATO CHIARO E ACCIAIO INOX
EDGE COMPONENT:
BLACK FOR DARK COLOUR POWDER
GREY FOR LIGHT COLOUR POWDER AND STAINLESS STEEL
COMPOSANT
NOIR POUR FINITION LAQUEE NOIRE
GRIS POUR FINITION LAQUEE CLAIRE ET INOX
KOMPONENTEN
SCHWARZ FÜR SCHWARZ LACKIERTE AUSFÜHRUNG
GRAU FÜR HELL LACKIERTE AUSFÜHRUNG UND EDELSTAHL

A RICHIESTA FINITURA ACCIAIO INOX VERNICIATO
ON REQUEST FINISH STAINLESS STEEL
POWDERCOATED
A LA DEMANDE FINITION ACIER INOXIDABLE LAQUÉ
AUF ANFRAGE AUSFÜHRUNGEN EDELSTAHL
ROSTFREI LACKIERT
OP AANVRAAG AFWERKINGEN ROESTVAST STAAL
GELAKT
page 384

I disegni riportati a catalogo sono indicativi degli ingombri.
Richiedere il disegno tecnico prima di effettuare le lavorazioni per l'installazione.
All dimensions in the catalog drawings are approximations.
Request the appropriate technical drawing before door preparation and installation.
Toutes les dimensions des dessins de catalogue sont approximatives. Demandez le dessin
technique approprié avant la préparation et l'installation de la porte.
Alle Maße in den Katalogzeichnungen sind ungefähre Angaben. Fordern Sie vor der Vorberei-
tung und Installation der Türen die entsprechende technische Zeichnung an.

DP2 = PREPARAZIONE PORTA - DOOR PREPARATION
PREPARATION DE LA PORTE - TÜRVORBEREITUNG
page 402

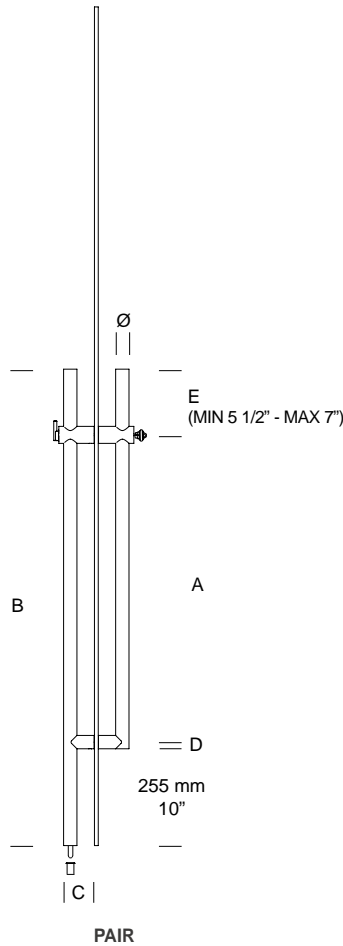

DISTANZIATORI PER PORTA A DOPPIO VETRO
SPACERS FOR DOUBLE GLAZED DOOR
ENTRETOISES POUR PORTE DOUBLE VITRAGE
ABSTANDSHALTER FÜR DOPPELGLASTÜR
KLO.KIT.99U2
page 399-400

VERSIONE SENZA SERRATURA
COMBINED NON LOCKING
MODÈLE SANS SERRURE
VERSION OHNE VERSCHLUSS
VERSIE ZONDER SLOT
page 155

ART.
KLO.0G2.000U
KLO.0G2.999U
KLO.0G2.0U48
KLO.0G2.0U60



LOCKING
HALF SIZE



USA
standard
requirements

ADA
10"
clearance
Layout

PBA
PATENTED
SYSTEM

PATENT
102019000012465

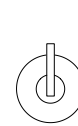
CILINDRO NON INCLUSO
CYLINDER NOT INCLUDED



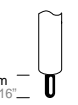
RIM CYLINDER
WITH IC



RIM CYLINDER



POMOLO CONFORME
NORMATIVA ADA
ADA COMPLIANT
THUMBTURN
BOULTON CORRESPON-
DANT AUX NORMES ADA
KNAUF GEMÄSS ADA
NORMEN
DEURKNOP VOLGENS
ADA NORMEN



PUNTALE REGOLABILE
ADJUSTABLE STEEL
DEAD BOLT
PIVOT RÉGLABLE
REGULIERBARER
SCHLISSANKER
REGELBARE
ONDOORZAGBARE
SLUITSTANG



POZZETTO
ANTIPOLVERE
DUST-FREE
FLOOR SOCKET
GÂCHE ANTI-
POUSSIÈRE
ANTISTAUB
BODENBUCHSE
VLOERPOT MET
ANTI-STOFBESCHERMING

BRAND OF COMPATIBLE RIM CYLINDER:
- ARROW - BEST
- CORBIN RUSSWIN - KABAILCO
- MEDECO - SARGENT
- SCHLAGE - YALE

PAIR



BOTTOM
LOCKING

| ART. | A | B | C | D | E | Ø |
|------------------|--------------------|--------------------|-----------------|-------------------|------------------|-----------------|
| KLO.002.00TU. xx | 802 mm 31 9/16" | 1250 mm 49 1/4" | 80 mm 3 1/8" | 17,5 mm 11/16" | 175 mm 6 7/8" | 35 mm 1 3/8" |
| KLO.002.TU48. xx | custom | 1219 mm 48" | 80 mm 3 1/8" | 17,5 mm 11/16" | custom | 35 mm 1 3/8" |
| KLO.002.TU60. xx | custom | 1524 mm 60" | 80 mm 3 1/8" | 17,5 mm 11/16" | custom | 35 mm 1 3/8" |
| KLO.002.99TU. xx | custom | custom | 80 mm 3 1/8" | 17,5 mm 11/16" | custom | 35 mm 1 3/8" |

.XX = FINITURA
FINISH
FINITION
AFWERKING
AUSFÜHRUNG
page 384

COMPONENTI:
NERO PER FINITURA VERNICIATO NERO
GRIGIO PER FINITURA VERNICIATO CHIARO E ACCIAIO INOX
EDGE COMPONENT:
BLACK FOR DARK COLOUR POWDER
GREY FOR LIGHT COLOUR POWDER AND STAINLESS STEEL
COMPOSANT
NOIR POUR FINITION LAQUEE NOIRE
GRIS POUR FINITION LAQUEE CLAIRE ET INOX
KOMPONENTEN
SCHWARZ FÜR SCHWARZ LACKIERTE AUSFÜHRUNG
GRAU FÜR HELL LACKIERTE AUSFÜHRUNG UND EDELSTAHL

A RICHIESTA FINITURA ACCIAIO INOX VERNICIATO
ON REQUEST FINISH STAINLESS STEEL
POWDERCOATED
A LA DEMANDE FINITION ACIER INOXIDABLE LAQUÉ
AUF ANFRAGE AUSFÜHRUNGEN EDELSTAHL
ROSTFREI LACKIERT
OP AANVRAAG AFWERKINGEN ROESTVAST STAAL
GELAKT
page 384

I disegni riportati a catalogo sono indicativi degli ingombri.
Richiedere il disegno tecnico prima di effettuare le lavorazioni per l'installazione.
All dimensions in the catalog drawings are approximations.
Request the appropriate technical drawing before door preparation and installation.
Toutes les dimensions des dessins de catalogue sont approximatives. Demandez le dessin technique approprié avant la préparation et l'installation de la porte.
Alle Maße in den Katalogzeichnungen sind ungefähre Angaben. Fordern Sie vor der Vorbereitung und Installation der Türen die entsprechende technische Zeichnung an.

DP2 = PREPARAZIONE PORTA - DOOR PREPARATION
PREPARATION DE LA PORTE - TÜRVORBEREITUNG
page 402

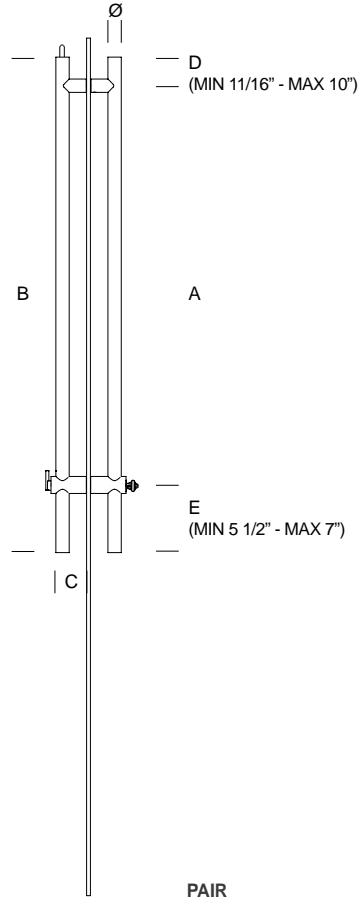

DISTANZIATORI PER PORTA A DOPPIO VETRO
SPACERS FOR DOUBLE GLAZED DOOR
ENTRETOISES POUR PORTE DOUBLE VITRAGE
ABSTANDSHALTER FÜR DOPPELGLASTÜR
KLO.KIT.99U2
page 399-400

VERSIONE SENZA SERRATURA
COMBINED NON LOCKING
MODÈLE SANS SERRURE
VERSION OHNE VERSCHLUSS
VERSIE ZONDER SLOT
page 156

ART.
KLO.0G2.00TU
KLO.0G2.99TU
KLO.0G2.TU48
KLO.0G2.TU60



LOCKING
HALF SIZE



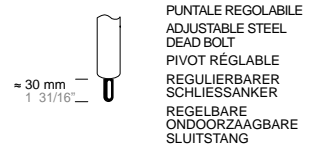
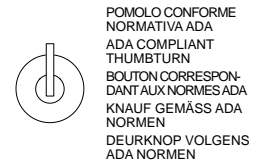
USA
standard
requirements

ADA
10"
clearance
layout

P B A
PATENTED
SYSTEM

PATENT
102019000012465

CILINDRO NON INCLUSO
CYLINDER NOT INCLUDED



BRAND OF COMPATIBLE RIM CYLINDER:
- ARROW - BEST
- CORBIN RUSSWIN - KABAILCO
- MEDECO - SARGENT
- SCHLAGE - YALE

PAIR
TOP
LOCKING



| ART. | A | B | C | D | E | Ø |
|------------------|----------------------|---------------------|-----------------|------------------|-------------------|-----------------|
| KLO.002.00RU. xx | 1050 mm 41 11/32" | 1300 mm 51 3/16" | 80 mm 3 1/8" | 175 mm 6 7/8" | 75 mm 2 15/16" | 35 mm 1 3/8" |
| KLO.002.RU48. xx | custom | 1219 mm 48" | 80 mm 3 1/8" | custom | custom | 35 mm 1 3/8" |
| KLO.002.RU60. xx | custom | 1524 mm 60" | 80 mm 3 1/8" | custom | custom | 35 mm 1 3/8" |
| KLO.002.RU72. xx | custom | 1828 mm 72" | 80 mm 3 1/8" | custom | custom | 35 mm 1 3/8" |
| KLO.002.99RU. xx | custom | custom | 80 mm 3 1/8" | custom | custom | 35 mm 1 3/8" |

.XX = FINITURA
FINISH
FINITION
AFWERKING
AUSFÜHRUNG
page 384

INCONTRO SUPERIORE
STRIKE DETAILS
GÂCHE
ZAPFENBAND - OBERTEIL
BOVENLICHTSLUITSTUK
page 396

A RICHIESTA FINITURA ACCIAIO INOX VERNICIATO
ON REQUEST FINISH STAINLESS STEEL
POWDERCOATED
A LA DEMANDE FINITION ACIER INOXIDABLE LAQUEE
AUF ANFRAGE AUSFÜHRUNGEN EDELSTAHL
ROSTFREI LACKIERT
OP AANVRAAG AFWERKINGEN ROESTVAST STAAL
GELAKT
page 384

DP3 = PREPARAZIONE PORTA - DOOR PREPARATION
PREPARATION DE LA PORTE - TÜRVORBEREITUNG
page 403

DISTANZIATORI PER PORTA A DOPPIO VETRO
SPACERS FOR DOUBLE GLAZED DOOR
ENTRETOISES POUR PORTE DOUBLE VITRAGE
ABSTANDSHALTER FÜR DOPPELGLASTÜR
KLO.KIT.9RU2
page 399-400

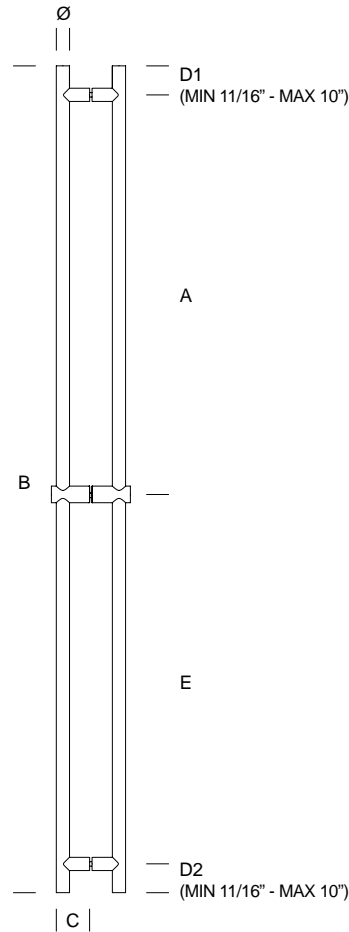
VERSIONE SENZA SERRATURA
COMBINED NON LOCKING
MODÈLE SANS SERRURE
VERSION OHNE VERSCHLUSS
VERSIE ZONDER SLOT
page 157
ART.
KLO.0G2.00RU
KLO.0G2.99RU
KLO.0G2.RU48
KLO.0G2.RU60
KLO.0G2.RU72



COMPONENTI:
NERO PER FINITURA VERNICIATO NERO
GRIGIO PER FINITURA VERNICIATO CHIARO E ACCIAIO INOX
EDGE COMPONENT:
BLACK FOR DARK COLOUR POWDER
GREY FOR LIGHT COLOUR POWDER AND STAINLESS STEEL
COMPOSANT
NOIR POUR FINITION LAQUEE NOIRE
GRIS POUR FINITION LAQUEE CLAIRE ET INOX
KOMPONENTEN
SCHWARZ FÜR SCHWARZ LACKIERTE AUSFÜHRUNG
GRAU FÜR HELL LACKIERTE AUSFÜHRUNG UND EDELSTAHL

I disegni riportati a catalogo sono indicativi degli ingombri.
Richiedere il disegno tecnico prima di effettuare le lavorazioni per l'installazione.
All dimensions in the catalog drawings are approximations.
Request the appropriate technical drawing before door preparation and installation.
Toutes les dimensions des dessins de catalogue sont approximatives. Demandez le dessin technique approprié avant la préparation et l'installation de la porte.
Alle Maße in den Katalogzeichnungen sind ungefähre Angaben. Fordern Sie vor der Vorbereitung und Installation der Türen die entsprechende technische Zeichnung an.

NON LOCKING
FULL SIZE



FISSAGGIO CONTRAPPOSTO INCLUSO
PER PORTE IN VETRO / LEGNO / METALLO
BACK TO BACK FIXING KIT ALWAYS INCLUDED
SUITABLE FOR GLASS / WOOD / METAL DOOR

PAIR

| PAIR | ART. | A | B | C | D1 | D2 | E | Ø |
|------|------------------|----------------------|--------------------|-----------------|-------------------|-------------------|--------------------|-----------------|
| | KLO.0G4.000U. xx | 1050 mm 41 11/32" | 2200 mm 86 5/8" | 80 mm 3 1/8" | 75 mm 2 15/16" | 75 mm 2 15/16" | 1000 mm 39 3/8" | 35 mm 1 3/8" |
| | KLO.0G4.0U72. xx | custom | 1828 mm 72" | 80 mm 3 1/8" | custom | custom | custom | 35 mm 1 3/8" |
| | KLO.0G4.0U84. xx | custom | 2133 mm 84" | 80 mm 3 1/8" | custom | custom | custom | 35 mm 1 3/8" |
| | KLO.0G4.999U. xx | custom | custom | 80 mm 3 1/8" | custom | custom | custom | 35 mm 1 3/8" |

.XX = FINITURA
FINISH
FINITION
AFWERKING
AUSFÜHRUNG
page 384

COMPONENTI:
NERO PER FINITURA VERNICIATO NERO
GRIGIO PER FINITURA VERNICIATO CHIARO E ACCIAIO INOX
EDGE COMPONENT:
BLACK FOR DARK COLOUR POWDER
GREY FOR LIGHT COLOUR POWDER AND STAINLESS STEEL
COMPOSANT
NOIR POUR FINITION LAQUEE NOIRE
GRIS POUR FINITION LAQUEE CLAIRE ET INOX
KOMPONENTEN
SCHWARZ FÜR SCHWARZ LACKIERTE AUSFÜHRUNG
GRAU FÜR HELL LACKIERTE AUSFÜHRUNG UND EDELSTAHL

A RICHIESTA FINITURA ACCIAIO INOX VERNICIATO
ON REQUEST FINISH STAINLESS STEEL
POWDERCOATED
A LA DEMANDE FINITION ACIER INOXIDABLE LAQUÉ
AUF ANFRAGE AUSFÜHRUNGEN EDELSTAHL
ROSTFREI LACKIERT
OP AANVRAAG AFWERKINGEN ROESTVAST STAAL
GELAKT
page 384

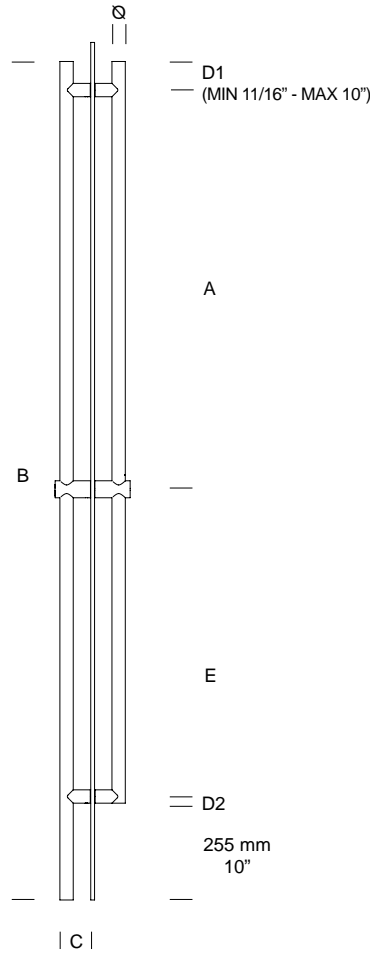

I disegni riportati a catalogo sono indicativi degli ingombri.
Richiedere il disegno tecnico prima di effettuare le lavorazioni per l'installazione.
All dimensions in the catalog drawings are approximations.
Request the appropriate technical drawing before door preparation and installation.
Toutes les dimensions des dessins de catalogue sont approximatives. Demandez le dessin technique approprié avant la préparation et l'installation de la porte.
Alle Maße in den Katalogzeichnungen sind ungefähre Angaben. Fordern Sie vor der Vorbereitung und Installation der Türen die entsprechende technische Zeichnung an.

DP1 = PREPARAZIONE PORTA - DOOR PREPARATION
PREPARATION DE LA PORTE - TÜRVORBEREITUNG
page 401

DISTANZIATORI PER PORTA A DOPPIO VETRO
SPACERS FOR DOUBLE GLAZED DOOR
ENTRETOISES POUR PORTE DOUBLE VITRAGE
ABSTANDSHALTER FÜR DOPPELGLASTÜR
KLO.KIT.99U4
page 399-400

NON LOCKING TO MATCH PULL ON
page 143

NON LOCKING
FULL SIZE



ADA
10"
clearance
Layout

FISSAGGIO CONTRAPPOSTO INCLUSO
PER PORTE IN VETRO / LEGNO / METALLO
BACK TO BACK FIXING KIT ALWAYS INCLUDED
SUITABLE FOR GLASS / WOOD / METAL DOOR

PAIR

| PAIR | ART. | A | B | C | D1 | D2 | E | Ø |
|------|------------------|----------------------|--------------------|-----------------|-------------------|-------------------|--------------------|-----------------|
| | KLO.0G4.00TU. xx | 1050 mm 41 11/32" | 2200 mm 86 5/8" | 80 mm 3 1/8" | 75 mm 2 15/16" | 17,5 mm 11/16" | 802 mm 31 9/16" | 35 mm 1 3/8" |
| | KLO.0G4.TU72. xx | custom | 1828 mm 72" | 80 mm 3 1/8" | custom | 17,5 mm 11/16" | custom | 35 mm 1 3/8" |
| | KLO.0G4.TU84. xx | custom | 2133 mm 84" | 80 mm 3 1/8" | custom | 17,5 mm 11/16" | custom | 35 mm 1 3/8" |
| | KLO.0G4.99TU. xx | custom | custom | 80 mm 3 1/8" | 75 mm 2 15/16" | 17,5 mm 11/16" | 802 mm 31 9/16" | 35 mm 1 3/8" |

.XX = FINITURA
FINISH
FINITION
AFWERKING
AUSFÜHRUNG
page 384

COMPONENTI:
NERO PER FINITURA VERNICIATO NERO
GRIGIO PER FINITURA VERNICIATO CHIARO E ACCIAIO INOX
EDGE COMPONENT:
BLACK FOR DARK COLOUR POWDER
GREY FOR LIGHT COLOUR POWDER AND STAINLESS STEEL
COMPOSANT
NOIR POUR FINITION LAQUEE NOIRE
GRIS POUR FINITION LAQUEE CLAIRE ET INOX
KOMPONENTEN
SCHWARZ FÜR SCHWARZ LACKIERTE AUSFÜHRUNG
GRAU FÜR HELL LACKIERTE AUSFÜHRUNG UND EDELSTAHL

A RICHIESTA FINITURA ACCIAIO INOX VERNICIATO
ON REQUEST FINISH STAINLESS STEEL
POWDERCOATED
A LA DEMANDE FINITION ACIER INOXIDABLE LAQUÉ
AUF ANFRAGE AUSFÜHRUNGEN EDELSTAHL
ROSTFREI LACKIERT
OP AANVRAAG AFWERKINGEN ROESTVAST STAAL
GELAKT
page 384

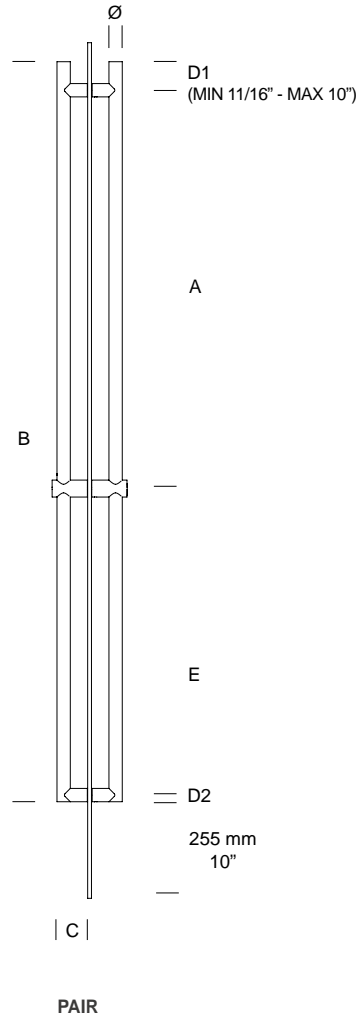

I disegni riportati a catalogo sono indicativi degli ingombri.
Richiedere il disegno tecnico prima di effettuare le lavorazioni per l'installazione.
All dimensions in the catalog drawings are approximations.
Request the appropriate technical drawing before door preparation and installation.
Toutes les dimensions des dessins de catalogue sont approximatives. Demandez le dessin technique approprié avant la préparation et l'installation de la porte.
Alle Maße in den Katalogzeichnungen sind ungefähre Angaben. Fordern Sie vor der Vorbereitung und Installation der Türen die entsprechende technische Zeichnung an.

DP1 = PREPARAZIONE PORTA - DOOR PREPARATION
PREPARATION DE LA PORTE - TÜRVORBEREITUNG
page 401

DISTANZIATORI PER PORTA A DOPPIO VETRO
SPACERS FOR DOUBLE GLAZED DOOR
ENTRETOISES POUR PORTE DOUBLE VITRAGE
ABSTANDSHALTER FÜR DOPPELGLASTÜR
KLO.KIT.99U4
page 399-400

NON LOCKING TO MATCH PULL ON
page 144

NON LOCKING
FULL SIZE



ADA
10"
clearance
layout

FISSAGGIO CONTRAPPOSTO INCLUSO
PER PORTE IN VETRO / LEGNO / METALLO
BACK TO BACK FIXING KIT ALWAYS INCLUDED
SUITABLE FOR GLASS / WOOD / METAL DOOR

| PAIR | ART. | A | B | C | D1 | D2 | E | Ø |
|------|------------------|----------------------|---------------------|-----------------|-------------------|-------------------|--------------------|-----------------|
| | KLO.0G4.00RU. xx | 1050 mm 41 11/32" | 1945 mm 76 9/16" | 80 mm 3 1/8" | 75 mm 2 15/16" | 17,5 mm 11/16" | 802 mm 31 9/16" | 35 mm 1 3/8" |
| | KLO.0G4.RU72. xx | custom | 1828 mm 72" | 80 mm 3 1/8" | custom | 17,5 mm 11/16" | custom | 35 mm 1 3/8" |
| | KLO.0G4.99RU. xx | custom | custom | 80 mm 3 1/8" | custom | 17,5 mm 11/16" | custom | 35 mm 1 3/8" |

.XX = FINITURA
FINISH
FINITION
AFWERKING
AUSFÜHRUNG
page 384

COMPONENTI:
NERO PER FINITURA VERNICIATO NERO
GRIGIO PER FINITURA VERNICIATO CHIARO E ACCIAIO INOX
EDGE COMPONENT:
BLACK FOR DARK COLOUR POWDER
GREY FOR LIGHT COLOUR POWDER AND STAINLESS STEEL
COMPOSANT
NOIR POUR FINITION LAQUEE NOIRE
GRIS POUR FINITION LAQUEE CLAIRE ET INOX
KOMPONENTEN
SCHWARZ FÜR SCHWARZ LACKIERTE AUSFÜHRUNG
GRAU FÜR HELL LACKIERTE AUSFÜHRUNG UND EDELSTAHL

A RICHIESTA FINITURA ACCIAIO INOX VERNICIATO
ON REQUEST FINISH STAINLESS STEEL
POWDERCOATED
A LA DEMANDE FINITION ACIER INOXIDABLE LAQUÉ
AUF ANFRAGE AUSFÜHRUNGEN EDELSTAHL
ROSTFREI LACKIERT
OP AANVRAAG AFWERKINGEN ROESTVAST STAAL
GELAKT
page 384

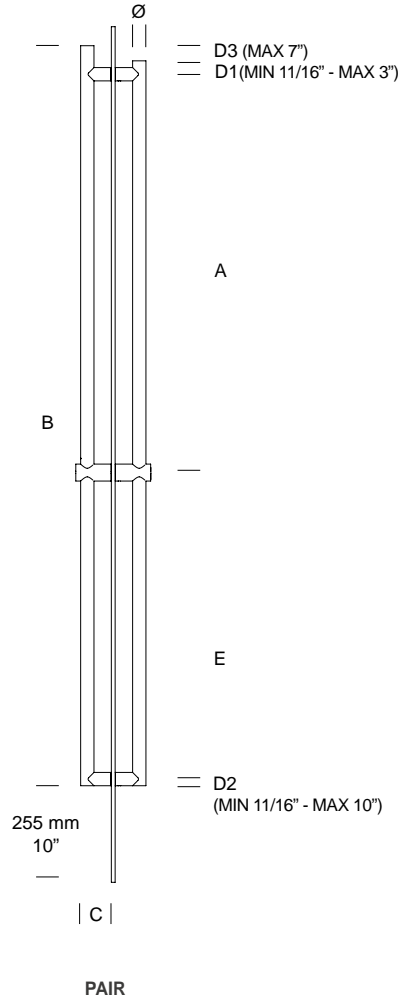

I disegni riportati a catalogo sono indicativi degli ingombri.
Richiedere il disegno tecnico prima di effettuare le lavorazioni per l'installazione.
All dimensions in the catalog drawings are approximations.
Request the appropriate technical drawing before door preparation and installation.
Toutes les dimensions des dessins de catalogue sont approximatives. Demandez le dessin technique approprié avant la préparation et l'installation de la porte.
Alle Maße in den Katalogzeichnungen sind ungefähre Angaben. Fordern Sie vor der Vorbereitung und Installation der Türen die entsprechende technische Zeichnung an.

DP1 = PREPARAZIONE PORTA - DOOR PREPARATION
PREPARATION DE LA PORTE - TÜRVORBEREITUNG
page 401

DISTANZIATORI PER PORTA A DOPPIO VETRO
SPACERS FOR DOUBLE GLAZED DOOR
ENTRETOISES POUR PORTE DOUBLE VITRAGE
ABSTANDSHALTER FÜR DOPPELGLASTÜR
KLO.KIT.99U4
page 399-400

NON LOCKING TO MATCH PULL ON
page 145

NON LOCKING
FULL SIZE



ADA
10"
clearance
l a y o u t

USA
s t a n d a r d
requirements

FISSAGGIO CONTRAPPOSTO INCLUSO
PER PORTE IN VETRO / LEGNO / METALLO
BACK TO BACK FIXING KIT ALWAYS INCLUDED
SUITABLE FOR GLASS / WOOD / METAL DOOR

| | ART. | A | B | C | D1 | D2 | D3 | E | Ø |
|------|------------------|--------|--------|-----------------|--------|--------|--------|--------|-----------------|
| PAIR | KLO.0G4.99ZU. xx | custom | custom | 80 mm 3 1/8" | custom | custom | custom | custom | 35 mm 1 3/8" |

.XX = FINITURA
FINISH
FINITION
AFWERKING
AUSFÜHRUNG
page 384

COMPONENTI:
NERO PER FINITURA VERNICIATO NERO
GRIGIO PER FINITURA VERNICIATO CHIARO E ACCIAIO INOX
EDGE COMPONENT:
BLACK FOR DARK COLOUR POWDER
GREY FOR LIGHT COLOUR POWDER AND STAINLESS STEEL
COMPOSANT
NOIR POUR FINITION LAQUEE NOIRE
GRIS POUR FINITION LAQUEE CLAIRE ET INOX
KOMPONENTEN
SCHWARZ FÜR SCHWARZ LACKIERTE AUSFÜHRUNG
GRAU FÜR HELL LACKIERTE AUSFÜHRUNG UND EDELSTAHL

A RICHIESTA FINITURA ACCIAIO INOX VERNICIATO
ON REQUEST FINISH STAINLESS STEEL
POWDERCOATED
A LA DEMANDE FINITION ACIER INOXIDABLE LAQUÉ
AUF ANFRAGE AUSFÜHRUNGEN EDELSTAHL
ROSTFREI LACKIERT
OP AANVRAAG AFWERKINGEN ROESTVAST STAAL
GELAKT
page 384

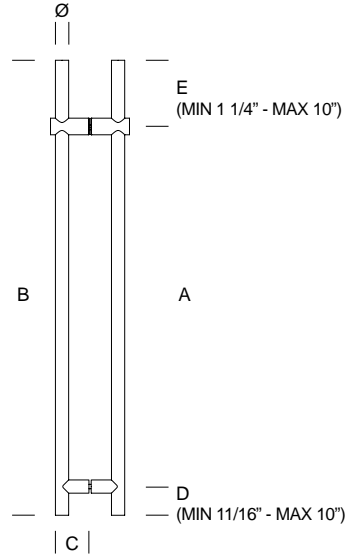

I disegni riportati a catalogo sono indicativi degli ingombri.
Richiedere il disegno tecnico prima di effettuare le lavorazioni per l'installazione.
All dimensions in the catalog drawings are approximations.
Request the appropriate technical drawing before door preparation and installation.
Toutes les dimensions des dessins de catalogue sont approximatives. Demandez le dessin technique approprié avant la préparation et l'installation de la porte.
Alle Maße in den Katalogzeichnungen sind ungefähre Angaben. Fordern Sie vor der Vorbereitung und Installation der Türen die entsprechende technische Zeichnung an.

DP1 = PREPARAZIONE PORTA - DOOR PREPARATION
PREPARATION DE LA PORTE - TÜRVORBEREITUNG
page 401

DISTANZIATORI PER PORTA A DOPPIO VETRO
SPACERS FOR DOUBLE GLAZED DOOR
ENTRETOISES POUR PORTE DOUBLE VITRAGE
ABSTANDSHALTER FÜR DOPPELGLASTÜR
KLO.KIT.99U4
page 399-400

NON LOCKING TO MATCH PULL ON
page 146-147

NON LOCKING
HALF SIZE



PAIR

FISSAGGIO CONTRAPPOSTO INCLUSO
PER PORTE IN VETRO / LEGNO / METALLO

BACK TO BACK FIXING KIT ALWAYS INCLUDED
SUITABLE FOR GLASS / WOOD / METAL DOOR

| PAIR | ART. | A | B | C | D | E | Ø |
|------|------------------|--------------------|--------------------|-----------------|-------------------|------------------|-----------------|
| | KLO.0G2.000U. xx | 1000 mm 39 3/8" | 1250 mm 49 1/4" | 80 mm 3 1/8" | 75 mm 2 15/16" | 175 mm 6 7/8" | 35 mm 1 3/8" |
| | KLO.0G2.0U48. xx | custom | 1219 mm 48" | 80 mm 3 1/8" | custom | custom | 35 mm 1 3/8" |
| | KLO.0G2.0U60. xx | custom | 1524 mm 60" | 80 mm 3 1/8" | custom | custom | 35 mm 1 3/8" |
| | KLO.0G2.999U. xx | custom | custom | 80 mm 3 1/8" | custom | custom | 35 mm 1 3/8" |

.XX = FINITURA
FINISH
FINITION
AFWERKING
AUSFÜHRUNG
page 384

COMPONENTI:
NERO PER FINITURA VERNICIATO NERO
GRIGIO PER FINITURA VERNICIATO CHIARO E ACCIAIO INOX
EDGE COMPONENT:
BLACK FOR DARK COLOUR POWDER
GREY FOR LIGHT COLOUR POWDER AND STAINLESS STEEL
COMPOSANT
NOIR POUR FINITION LAQUEE NOIRE
GRIS POUR FINITION LAQUEE CLAIRE ET INOX
KOMPONENTEN
SCHWARZ FÜR SCHWARZ LACKIERTE AUSFÜHRUNG
GRAU FÜR HELL LACKIERTE AUSFÜHRUNG UND EDELSTAHL

A RICHIESTA FINITURA ACCIAIO INOX VERNICIATO
ON REQUEST FINISH STAINLESS STEEL
POWDERCOATED
A LA DEMANDE FINITION ACIER INOXIDABLE LAQUÉ
AUF ANFRAGE AUSFÜHRUNGEN EDELSTAHL
ROSTFREI LACKIERT
OP AANVRAAG AFWERKINGEN ROESTVAST STAAL
GELAKT
page 384

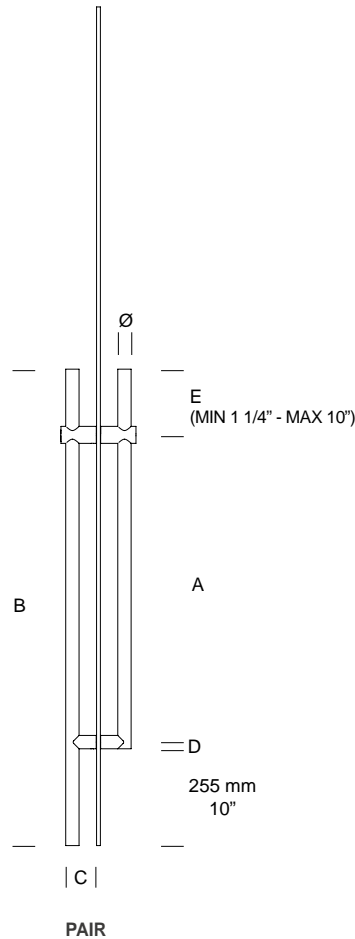

I disegni riportati a catalogo sono indicativi degli ingombri.
Richiedere il disegno tecnico prima di effettuare le lavorazioni per l'installazione.
All dimensions in the catalog drawings are approximations.
Request the appropriate technical drawing before door preparation and installation.
Toutes les dimensions des dessins de catalogue sont approximatives. Demandez le dessin technique approprié avant la préparation et l'installation de la porte.
Alle Maße in den Katalogzeichnungen sind ungefähre Angaben. Fordern Sie vor der Vorbereitung und Installation der Türen die entsprechende technische Zeichnung an.

DP2 = PREPARAZIONE PORTA - DOOR PREPARATION
PREPARATION DE LA PORTE - TÜRVORBEREITUNG
page 402

DISTANZIATORI PER PORTA A DOPPIO VETRO
SPACERS FOR DOUBLE GLAZED DOOR
ENTRETOISES POUR PORTE DOUBLE VITRAGE
ABSTANDSHALTER FÜR DOPPELGLASTÜR
KLO.KIT.99U2
page 399-400

NON LOCKING TO MATCH PULL ON
page 148

NON LOCKING
HALF SIZE



ADA
10"
clearance
Layout

USA
standard
requirements

FISSAGGIO CONTRAPPOSTO INCLUSO
PER PORTE IN VETRO / LEGNO / METALLO

BACK TO BACK FIXING KIT ALWAYS INCLUDED
SUITABLE FOR GLASS / WOOD / METAL DOOR

| PAIR | ART. | A | B | C | D | E | Ø |
|------|-------------------------|--------------------|--------------------|-----------------|-------------------|------------------|-----------------|
| | KLO.0G2.00TU. xx | 802 mm 31 9/16" | 1250 mm 49 1/4" | 80 mm 3 1/8" | 17,5 mm 11/16" | 175 mm 6 7/8" | 35 mm 1 3/8" |
| | KLO.0G2.TU48. xx | custom | 1219 mm 48" | 80 mm 3 1/8" | 17,5 mm 11/16" | custom | 35 mm 1 3/8" |
| | KLO.0G2.TU60. xx | custom | 1524 mm 60" | 80 mm 3 1/8" | 17,5 mm 11/16" | custom | 35 mm 1 3/8" |
| | KLO.0G2.99TU. xx | custom | custom | 80 mm 3 1/8" | 17,5 mm 11/16" | custom | 35 mm 1 3/8" |

.XX = FINITURA
FINISH
FINITION
AFWERKING
AUSFÜHRUNG
page 384

COMPONENTI:
NERO PER FINITURA VERNICIATO NERO
GRIGIO PER FINITURA VERNICIATO CHIARO E ACCIAIO INOX
EDGE COMPONENT:
BLACK FOR DARK COLOUR POWDER
GREY FOR LIGHT COLOUR POWDER AND STAINLESS STEEL
COMPOSANT
NOIR POUR FINITION LAQUEE NOIRE
GRIS POUR FINITION LAQUEE CLAIRE ET INOX
KOMPONENTEN
SCHWARZ FÜR SCHWARZ LACKIERTE AUSFÜHRUNG
GRAU FÜR HELL LACKIERTE AUSFÜHRUNG UND EDELSTAHL

A RICHIESTA FINITURA ACCIAIO INOX VERNICIATO
ON REQUEST FINISH STAINLESS STEEL
POWDERCOATED
A LA DEMANDE FINITION ACIER INOXIDABLE LAQUÉ
AUF ANFRAGE AUSFÜHRUNGEN EDELSTAHL
ROSTFREI LACKIERT
OP AANVRAAG AFWERKINGEN ROESTVAST STAAL
GELAKT
page 384

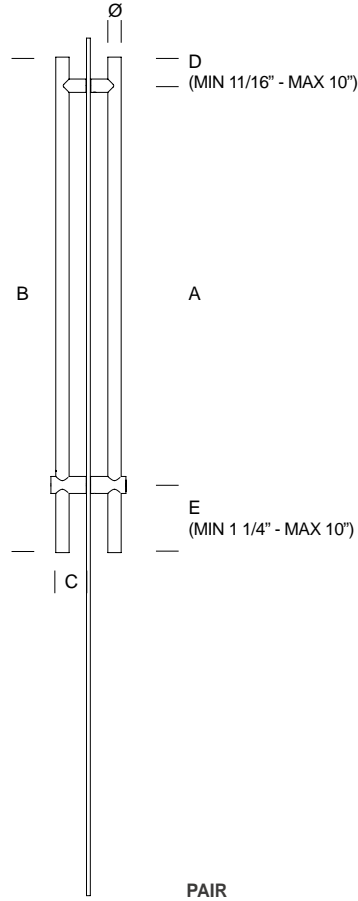

I disegni riportati a catalogo sono indicativi degli ingombri.
Richiedere il disegno tecnico prima di effettuare le lavorazioni per l'installazione.
All dimensions in the catalog drawings are approximations.
Request the appropriate technical drawing before door preparation and installation.
Toutes les dimensions des dessins de catalogue sont approximatives. Demandez le dessin technique approprié avant la préparation et l'installation de la porte.
Alle Maße in den Katalogzeichnungen sind ungefähre Angaben. Fordern Sie vor der Vorbereitung und Installation der Türen die entsprechende technische Zeichnung an.

DP2 = PREPARAZIONE PORTA - DOOR PREPARATION
PREPARATION DE LA PORTE - TÜRVORBEREITUNG
page 402

DISTANZIATORI PER PORTA A DOPPIO VETRO
SPACERS FOR DOUBLE GLAZED DOOR
ENTRETOISES POUR PORTE DOUBLE VITRAGE
ABSTANDSHALTER FÜR DOPPELGLASTÜR
KLO.KIT.99U2
page 399-400

NON LOCKING TO MATCH PULL ON
page 149

NON LOCKING
HALF SIZE



ADA
10"
clearance
Layout

USA
standard
requirements

FISSAGGIO CONTRAPPOSTO INCLUSO
PER PORTE IN VETRO / LEGNO / METALLO
BACK TO BACK FIXING KIT ALWAYS INCLUDED
SUITABLE FOR GLASS / WOOD / METAL DOOR

| PAIR | ART. | A | B | C | D | E | Ø |
|------|------------------|----------------------|---------------------|-----------------|------------------|-------------------|-----------------|
| | KLO.0G2.00RU. xx | 1050 mm 41 11/32" | 1300 mm 51 3/16" | 80 mm 3 1/8" | 175 mm 6 7/8" | 75 mm 2 15/16" | 35 mm 1 3/8" |
| | KLO.0G2.RU48. xx | custom | 1219 mm 48" | 80 mm 3 1/8" | custom | custom | 35 mm 1 3/8" |
| | KLO.0G2.RU60. xx | custom | 1524 mm 60" | 80 mm 3 1/8" | custom | custom | 35 mm 1 3/8" |
| | KLO.0G2.RU72. xx | custom | 1828 mm 72" | 80 mm 3 1/8" | custom | custom | 35 mm 1 3/8" |
| | KLO.0G2.99RU. xx | custom | custom | 80 mm 3 1/8" | custom | custom | 35 mm 1 3/8" |

.XX = FINITURA
FINISH
FINITION
AFWERKING
AUSFÜHRUNG
page 384

COMPONENTI:
NERO PER FINITURA VERNICIATO NERO
GRIGIO PER FINITURA VERNICIATO CHIARO E ACCIAIO INOX
EDGE COMPONENT:
BLACK FOR DARK COLOUR POWDER
GREY FOR LIGHT COLOUR POWDER AND STAINLESS STEEL
COMPOSANT
NOIR POUR FINITION LAQUEE NOIRE
GRIS POUR FINITION LAQUEE CLAIRE ET INOX
KOMPONENTEN
SCHWARZ FÜR SCHWARZ LACKIERTE AUSFÜHRUNG
GRAU FÜR HELL LACKIERTE AUSFÜHRUNG UND EDELSTAHL

A RICHIESTA FINITURA ACCIAIO INOX VERNICIATO
ON REQUEST FINISH STAINLESS STEEL
POWDERCOATED
A LA DEMANDE FINITION ACIER INOXIDABLE LAQUÉ
AUF ANFRAGE AUSFÜHRUNGEN EDELSTAHL
ROSTFREI LACKIERT
OP AANVRAAG AFWERKINGEN ROESTVAST STAAL
GELAKT
page 384

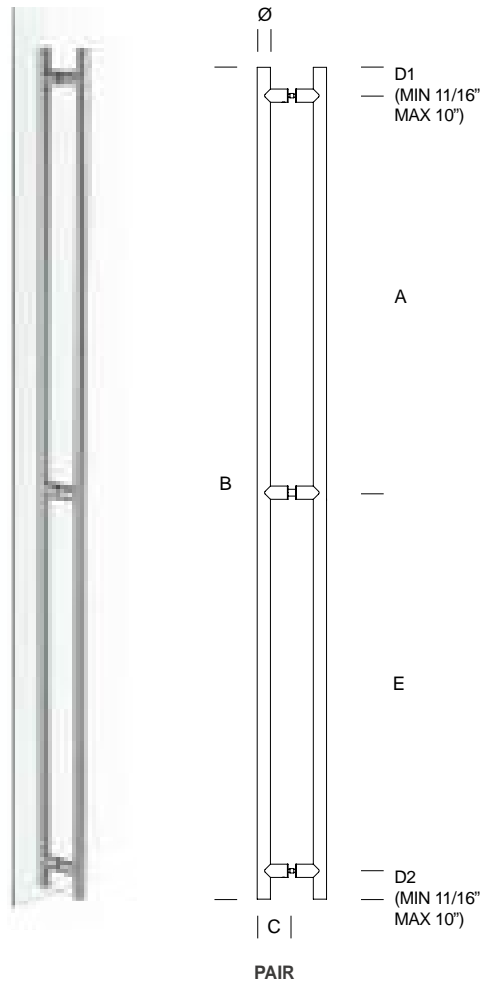
I disegni riportati a catalogo sono indicativi degli ingombri.
Richiedere il disegno tecnico prima di effettuare le lavorazioni per l'installazione.
All dimensions in the catalog drawings are approximations.
Request the appropriate technical drawing before door preparation and installation.
Toutes les dimensions des dessins de catalogue sont approximatives. Demandez le dessin technique approprié avant la préparation et l'installation de la porte.
Alle Maße in den Katalogzeichnungen sind ungefähre Angaben. Fordern Sie vor der Vorbereitung und Installation der Türen die entsprechende technische Zeichnung an.

DP3 = PREPARAZIONE PORTA - DOOR PREPARATION
PREPARATION DE LA PORTE - TÜRVORBEREITUNG
page 403

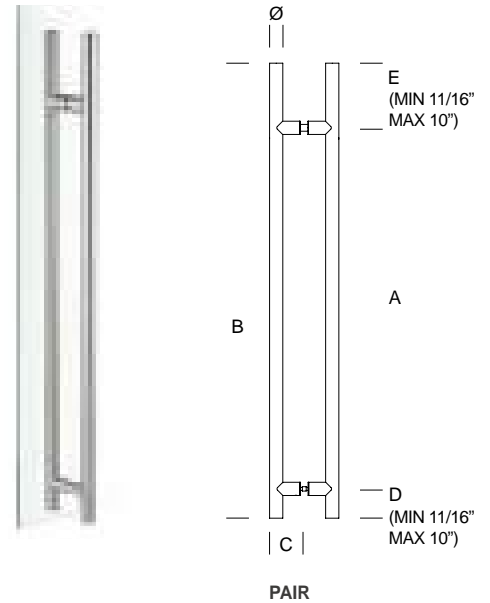
DISTANZIATORI PER PORTA A DOPPIO VETRO
SPACERS FOR DOUBLE GLAZED DOOR
ENTRETOISES POUR PORTE DOUBLE VITRAGE
ABSTANDSHALTER FÜR DOPPELGLASTÜR
KLO.KIT.9RU2
page 399-400

NON LOCKING TO MATCH PULL ON
page 150

UNIVERSAL
NO LOCKING
FULL SIZE



UNIVERSAL
NO LOCKING
HALF SIZE



| ART. | A | B | C | D1/D2 | E | Ø |
|--------------------------|--------|--------|-----------------|--------|--------|-----------------|
| KLO.0G4.9999 .xx PAIR | custom | custom | 80 mm 3 1/8" | custom | custom | 35 mm 1 3/8" |

| ART. | A | B | C | D | E | Ø |
|--------------------------|--------|--------|-----------------|--------|--------|-----------------|
| KLO.0G2.9999 .xx PAIR | custom | custom | 80 mm 3 1/8" | custom | custom | 35 mm 1 3/8" |

.XX = FINITURA
FINISH
FINITION
AFWERKING
AUSFÜHRUNG
page 384

A RICHIESTA FINITURA ACCIAIO INOX VERNICIATO
ON REQUEST FINISH STAINLESS STEEL
POWDERCOATED
A LA DEMANDE FINITION ACIER INOXIDABLE LAQUÉ
AUF ANFRAGE AUSFÜHRUNGEN EDELSTAHL
ROSTFREI LACKIERT
OP AANVRAAG AFWERKINGEN ROESTVAST STAAL
GELAKT
page 384

PREPARAZIONE PORTA - DOOR PREPARATION
PRÉPARATION DE LA PORTE - TÜRVORBEREITUNG:
DP4 (UNIVERSAL NO LOCKING FULL SIZE)
DP5 (UNIVERSAL NO LOCKING HALF SIZE)
page 404-405

COMPONENTI:
NERO PER FINITURA VERNICIATO NERO
GRIGIO PER FINITURA VERNICIATO CHIARO E ACCIAIO INOX
EDGE COMPONENT:
BLACK FOR DARK COLOUR POWDER
GREY FOR LIGHT COLOUR POWDER AND STAINLESS STEEL
COMPOSANT
NOIR POUR FINITION LAQUEE NOIRE
GRIS POUR FINITION LAQUEE CLAIRE ET INOX
KOMPONENTEN
SCHWARZ FÜR SCHWARZ LACKIERTE AUSFÜHRUNG
GRAU FÜR HELL LACKIERTE AUSFÜHRUNG UND EDELSTAHL

I disegni riportati a catalogo sono indicativi degli ingombri.
Richiedere il disegno tecnico prima di effettuare le lavorazioni per l'installazione.
All dimensions in the catalog drawings are approximations.
Request the appropriate technical drawing before door preparation and installation.
Toutes les dimensions des dessins de catalogue sont approximatives. Demandez le dessin technique approprié avant la préparation et l'installation de la porte.
Alle Maße in den Katalogzeichnungen sind ungefähre Angaben. Fordern Sie vor der Vorbereitung und Installation der Türen die entsprechende technische Zeichnung an.

DISTANZIATORI PER PORTA A DOPPIO VETRO
SPACERS FOR DOUBLE GLAZED DOOR
ENTRETOISES POUR PORTE DOUBLE VITRAGE
ABSTANDSHALTER FÜR DOPPELGLASTÜR:
2CC.KIT.0010 (UNIVERSAL NO LOCKING FULL SIZE)
2CC.KIT.0009 (UNIVERSAL NO LOCKING HALF SIZE)
page 399-400

FISSAGGIO CONTRAPPOSTO INCLUSO
PER PORTE IN VETRO / LEGNO / METALLO
BACK TO BACK FIXING KIT ALWAYS INCLUDED
SUITABLE FOR GLASS / WOOD / METAL DOOR

PLACCA / PIASTRA A MISURA IN ACCIAIO INOX - STAINLESS STEEL PLATE / PLAQUE ON REQUEST

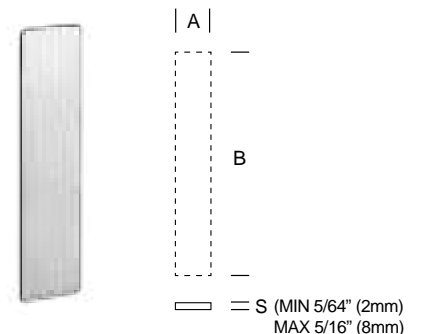
| ART. | A | B | S |
|------------------|---|---|------|
| 2MM.PLA.9999 .xx | | | 2 mm |

Disponibile con fori per fissaggio con viti o senza fori per incollaggio.
Fissaggi non inclusi.

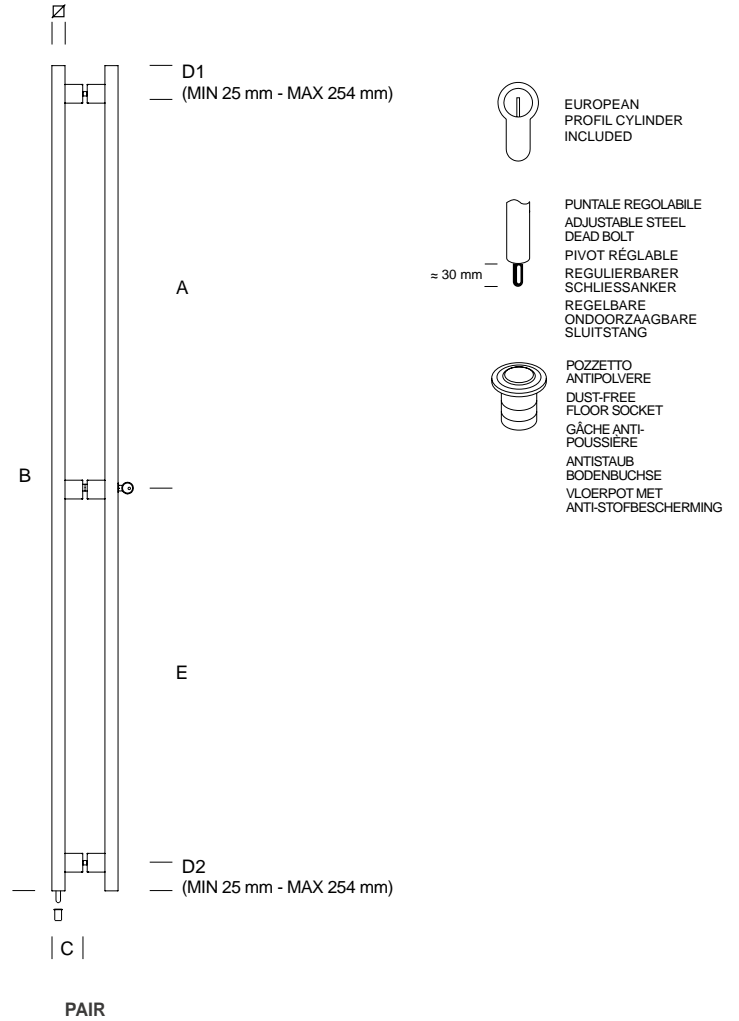

Available with holes for fixing with screws or without holes for gluing.
Fixings not included





























.XX = FINITURA
FINISH
FINITION
AFWERKING
AUSFÜHRUNG
page 384

A RICHIESTA FINITURA ACCIAIO INOX VERNICIATO
ON REQUEST FINISH STAINLESS STEEL
POWDERCOATED
A LA DEMANDE FINITION ACIER INOXIDABLE LAQUÉ
AUF ANFRAGE AUSFÜHRUNGEN EDELSTAHL
ROSTFREI LACKIERT
OP AANVRAAG AFWERKINGEN ROESTVAST STAAL
GELAKT
page 384



LOCKING
FULL SIZE



| | ART. | A | B | C | D1 | D2 | E | ∅ |
|------|--|---|---|-------|---|---|---|-------|
| PAIR |  KLO.QY3.0000 .xx | 1050 mm | 2200 mm | 80 mm | 75 mm | 75 mm | 1000 mm | 35 mm |
| |  KLO.QY3.9999 .xx |  |  | 80 mm |  |  |  | 35 mm |
| PAIR |  KLO.QY5.0000 .xx | 1050 mm | 2200 mm | 80 mm | 75 mm | 75 mm | 1000 mm | 35 mm |
| |  KLO.QY5.9999 .xx |  |  | 80 mm |  |  |  | 35 mm |
| PAIR |  KLO.QY4.0000 .xx | 1050 mm | 2200 mm | 80 mm | 75 mm | 75 mm | 1000 mm | 35 mm |
| |  KLO.QY4.9999 .xx |  |  | 80 mm |  |  |  | 35 mm |
| PAIR |  KLO.QY6.0000 .xx | 1050 mm | 2200 mm | 80 mm | 75 mm | 75 mm | 1000 mm | 35 mm |
| |  KLO.QY6.9999 .xx |  |  | 80 mm |  |  |  | 35 mm |

.XX = FINITURA
FINISH
FINITION
AFWERKING
AUSFÜHRUNG
page 384

INCONTRO SUPERIORE
STRIKE DETAILS
GÂCHE
ZAPFENBAND - OBERTEIL
BOVENLICHTSLUITSTUK
page 396

A RICHIESTA FINITURA ACCIAIO INOX VERNICIATO
ON REQUEST FINISH STAINLESS STEEL
POWDERCOATED
A LA DEMANDE FINITION ACIER INOXIDABLE LAQUÉ
AUF ANFRAGE AUSFÜHRUNGEN EDELSTAHL
ROSTFREI LACKIERT
OP AANVRAAG AFWERKINGEN ROESTVAST STAAL
GELAKT
page 384

A RICHIESTA PREPARAZIONE PORTA
ON REQUEST DOOR PREPARATION
A LA DEMANDE PREPARATION DE LA PORTE
AUF ANFRAGE TÜRVORBEREITUNG

A RICHIESTA DISTANZIATORI PER PORTA A DOPPIO VETRO
ON REQUEST SPACERS FOR DOUBLE GLAZED DOOR
A LA DEMANDE ENTRETOISES POUR PORTE DOUBLE VITRAGE
AUF ANFRAGE ABSTANDSHALTER FÜR DOPPELGLASTÜR

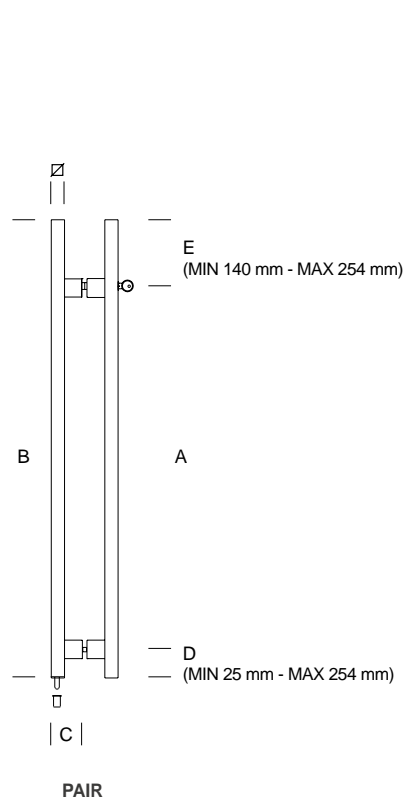

VERSIONE SENZA SERRATURA
COMBINED NON LOCKING
MODÈLE SANS SERRURE
VERSION OHNE VERSCHLUSS
VERSIE ZONDER SLOT
page 161







ART.
KLO.QY2.999G











I disegni riportati a catalogo sono indicativi degli ingombri.
Richiedere il disegno tecnico prima di effettuare le lavorazioni per l'installazione.
All dimensions in the catalog drawings are approximations.
Request the appropriate technical drawing before door preparation and installation.
Toutes les dimensions des dessins de catalogue sont approximatives. Demandez le dessin technique approprié avant la préparation et l'installation de la porte.
Alle Maße in den Katalogzeichnungen sind ungefähre Angaben. Fordern Sie vor der Vorbereitung und Installation der Türen die entsprechende technische Zeichnung an.



LOCKING
HALF SIZE



-  EUROPEAN
PROFIL CYLINDER
INCLUDED
-  PUNTALE REGOLABILE
ADJUSTABLE STEEL
DEAD BOLT
-  POZZETTO
ANTIPOLVERE
DUST-FREE
FLOOR SOCKET
-  PIVOT RÉGLABLE
REGULIERBARER
SCHLISSANKER
-  REGBARE
ONDOORZAAGBARE
SLUITSTANG
-  GÂCHE ANTI-
POUSSIERE
ANTISTAUB
BODENBUCHSE
VLOERPOT MET
ANTI-STOFBESCHERMING

| | ART. | A | B | C | D | E | ∅ |
|------|--|---|---|-------|---|---|-------|
| PAIR |  KLO.QY1.0000. xx | 1000 mm | 1250 mm | 80 mm | 75 mm | 175 mm | 35 mm |
| | KLO.QY1.9999. xx |  |  | 80 mm |  |  | 35 mm |
| PAIR |  KLO.QY2.0000. xx | 1000 mm | 1250 mm | 80 mm | 75 mm | 175 mm | 35 mm |
| | KLO.QY2.9999. xx |  |  | 80 mm |  |  | 35 mm |

.XX = FINITURA
FINISH
FINITION
AFWERKING
AUSFÜHRUNG
page 384

COMPONENTI:
NERO PER FINITURA VERNICIATO NERO
GRIGIO PER FINITURA VERNICIATO CHIARO E ACCIAIO INOX
EDGE COMPONENT:
BLACK FOR DARK COLOUR POWDER
GREY FOR LIGHT COLOUR POWDER AND STAINLESS STEEL
COMPOSANT
NOIR POUR FINITION LAQUEE NOIRE
GRIS POUR FINITION LAQUEE CLAIRE ET INOX
KOMPONENTEN
SCHWARZ FÜR SCHWARZ LACKIERTE AUSFÜHRUNG
GRAU FÜR HELL LACKIERTE AUSFÜHRUNG UND EDELSTAHL

A RICHIESTA FINITURA ACCIAIO INOX VERNICIATO
ON REQUEST FINISH STAINLESS STEEL
POWDERCOATED
A LA DEMANDE FINITION ACIER INOXIDABLE LAQUÉ
AUF ANFRAGE AUSFÜHRUNGEN EDELSTAHL
ROSTFREI LACKIERT
OP AANVRAAG AFWERKINGEN ROESTVAST STAAL
GELAKT
page 384

I disegni riportati a catalogo sono indicativi degli ingombri.
Richiedere il disegno tecnico prima di effettuare le lavorazioni per l'installazione.
All dimensions in the catalog drawings are approximations.
Request the appropriate technical drawing before door preparation and installation.
Toutes les dimensions des dessins de catalogue sont approximatives. Demandez le dessin technique approprié avant la préparation et l'installation de la porte.
Alle Maße in den Katalogzeichnungen sind ungefähre Angaben. Fordern Sie vor der Vorbereitung und Installation der Türen die entsprechende technische Zeichnung an.

A RICHIESTA PREPARAZIONE PORTA
ON REQUEST DOOR PREPARATION
A LA DEMANDE PREPARATION DE LA PORTE
AUF ANFRAGE TÜRVORBEREITUNG

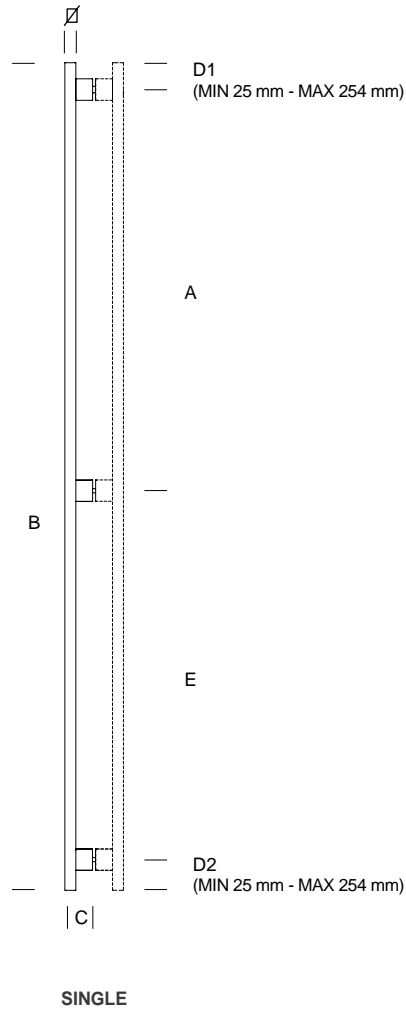

A RICHIESTA DISTANZIATORI PER PORTA A DOPPIO VETRO
ON REQUEST SPACERS FOR DOUBLE GLAZED DOOR
A LA DEMANDE ENTRETOISES POUR PORTE DOUBLE VITRAGE
AUF ANFRAGE ABSTANDSHALTER FÜR DOPPELGLASTÜR

VERSIONE SENZA SERRATURA
COMBINED NON LOCKING
MODÈLE SANS SERRURE
VERSION OHNE VERSCHLUSS
VERSIE ZONDER SLOT
page 162

ART.
KLO.QY1.999G



NON LOCKING
FULL SIZE



SINGLE

| | ART. | A | B | C | D1 | D1 | E | ∅ |
|--------|------------------|---|---|-------|-------|-------|---------|-------|
| SINGLE | KLO.QY2.999G. xx | | | 80 mm | 75 mm | 75 mm | 1000 mm | 35 mm |

.XX = FINITURA
FINISH
FINITION
AFWERKING
AUSFÜHRUNG
page 384

COMPONENTI:
NERO PER FINITURA VERNICIATO NERO
GRIGIO PER FINITURA VERNICIATO CHIARO E ACCIAIO INOX
EDGE COMPONENT:
BLACK FOR DARK COLOUR POWDER
GREY FOR LIGHT COLOUR POWDER AND STAINLESS STEEL
COMPOSANT
NOIR POUR FINITION LAQUEE NOIRE
GRIS POUR FINITION LAQUEE CLAIRES ET INOX
KOMPONENTEN
SCHWARZ FÜR SCHWARZ LACKIERTE AUSFÜHRUNG
GRAU FÜR HELL LACKIERTE AUSFÜHRUNG UND EDELSTAHL

A RICHIESTA FINITURA ACCIAIO INOX VERNICIATO
ON REQUEST FINISH STAINLESS STEEL
POWDERCOATED
A LA DEMANDE FINITION ACIER INOXIDABLE LAQUÉ
AUF ANFRAGE AUSFÜHRUNGEN EDELSTAHL
ROSTFREI LACKIERT
OP AANVRAAG AFWERKINGEN ROESTVAST STAAL
GELAKT
page 384

I disegni riportati a catalogo sono indicativi degli ingombri.
Richiedere il disegno tecnico prima di effettuare le lavorazioni per l'installazione.
All dimensions in the catalog drawings are approximations.
Request the appropriate technical drawing before door preparation and installation.
Toutes les dimensions des dessins de catalogue sont approximatives. Demandez le dessin technique approprié avant la préparation et l'installation de la porte.
Alle Maße in den Katalogzeichnungen sind ungefähre Angaben. Fordern Sie vor der Vorbereitung und Installation der Türen die entsprechende technische Zeichnung an.

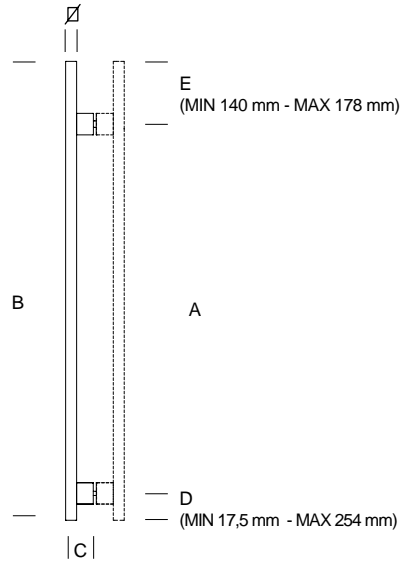

DP4 = PREPARAZIONE PORTA - DOOR PREPARATION
PREPARATION DE LA PORTE - TÜRVORBEREITUNG
page 404

A RICHIESTA DISTANZIATORI PER PORTA A DOPPIO VETRO
ON REQUEST SPACERS FOR DOUBLE GLAZED DOOR
A LA DEMANDE ENTRETOISES POUR PORTE DOUBLE VITRAGE
AUF ANFRAGE ABSTANDSHALTER FÜR DOPPELGLASTÜR

NON LOCKING TO MATCH PULL ON
page 159

FISSAGGI D VENDUTI SEPARATEMENTE
FIXING D SOLD SEPARATELY
page 450

NON LOCKING
HALF SIZE



SINGLE

| | ART. | A | B | C | D | E | Ø |
|--------|------------------|---|---|-------|-------|-------|-------|
| SINGLE | KLO.QY1.999G. xx | | | 80 mm | 75 mm | 75 mm | 35 mm |

.XX = FINITURA
FINISH
FINITION
AFWERKING
AUSFÜHRUNG
page 384

COMPONENTI:
NERO PER FINITURA VERNICIATO NERO
GRIGIO PER FINITURA VERNICIATO CHIARO E ACCIAIO INOX
EDGE COMPONENT:
BLACK FOR DARK COLOUR POWDER
GREY FOR LIGHT COLOUR POWDER AND STAINLESS STEEL
COMPOSANT
NOIR POUR FINITION LAQUEE NOIRE
GRIS POUR FINITION LAQUEE CLAIRES ET INOX
KOMPONENTEN
SCHWARZ FÜR SCHWARZ LACKIERTE AUSFÜHRUNG
GRAU FÜR HELL LACKIERTE AUSFÜHRUNG UND EDELSTAHL

A RICHIESTA FINITURA ACCIAIO INOX VERNICIATO
ON REQUEST FINISH STAINLESS STEEL
POWDERCOATED
A LA DEMANDE FINITION ACIER INOXIDABLE LAQUÉ
AUF ANFRAGE AUSFÜHRUNGEN EDELSTAHL
ROSTFREI LACKIERT
OP AANVRAAG AFWERKINGEN ROESTVAST STAAL
GELAKT
page 384

I disegni riportati a catalogo sono indicativi degli ingombri.
Richiedere il disegno tecnico prima di effettuare le lavorazioni per l'installazione.
All dimensions in the catalog drawings are approximations.
Request the appropriate technical drawing before door preparation and installation.
Toutes les dimensions des dessins de catalogue sont approximatives. Demandez le dessin technique approprié avant la préparation et l'installation de la porte.
Alle Maße in den Katalogzeichnungen sind ungefähre Angaben. Fordern Sie vor der Vorbereitung und Installation der Türen die entsprechende technische Zeichnung an.

DP5 = PREPARAZIONE PORTA - DOOR PREPARATION
PREPARATION DE LA PORTE - TÜRVORBEREITUNG
page 405

A RICHIESTA DISTANZIATORI PER PORTA A DOPPIO VETRO
ON REQUEST SPACERS FOR DOUBLE GLAZED DOOR
A LA DEMANDE ENTRETOISES POUR PORTE DOUBLE VITRAGE
AUF ANFRAGE ABSTANDSHALTER FÜR DOPPELGLASTÜR

NON LOCKING TO MATCH PULL ON
page 160

FISSAGGI D VENDUTI SEPARATAMENTE
FIXING D SOLD SEPARATELY
page 390

PROGRAMMA K-LOCK KLO
KEY SIDE BOLT

P B A
PATENTED
SYSTEM



SUPPORTO
POST

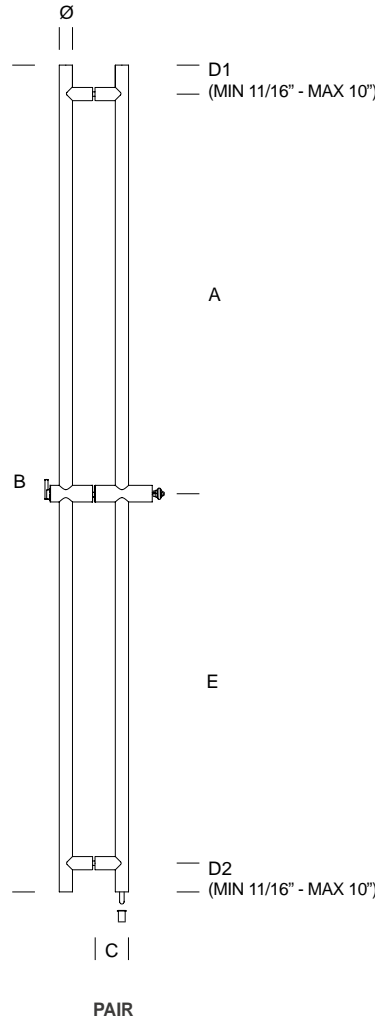


CILINDRO PROFILO AMERICANO RIM CON IC
AMERICAN RIM CYLINDER WITH IC
Compatible with SMALL FORMAT INTERCHANGEABLE
CORE ONLY. The HOUSING will be supplied from PBA



CILINDRO PROFILO AMERICANO
MORTISE STANDARD
AMERICAN MORTISE CYLINDER STANDARD

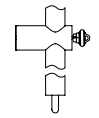
LOCKING
FULL SIZE



KEY
side bolt



PATENT
102019000012465
PATENT
102019000014097



PUNTALE DI CHIUSURA
LATO CHIAVE
KEY SIDE BOLT
PIVOT CÔTÉ CLÉ
SCHLISSANKER AUF
DER SCHLÜSSELSEITE
SLUITSTANG AAN DE
ZIJDE VAN DE SLEUTEL

CILINDRO NON INCLUSO
CYLINDER NOT INCLUDED



RIM CYLINDER
WITH IC
Compatible with SMALL FORMAT
INTERCHANGEABLE CORE ONLY.
The HOUSING will be supplied from PBA



POMOLO CONFORME
NORMATIVA ADA
ADA COMPLIANT
THUMBTURN
BOUTON CORRESPON-
DANT AUX NORMES ADA
KNAUF GEMÄSS ADA
NORMEN
DEURKNOP VOLGENS
ADA NORMEN



≈ 30 mm
≈ 1 31/16"

PUNTALE REGOLABILE
ADJUSTABLE STEEL
DEAD BOLT
PIVOT RÉGLABLE
REGULIERBARER
SCHLISSANKER
REGELBARE
ONDOORZAAGBARE
SLUITSTANG



POZZETTO
ANTIPOLVERE
DUST-FREE
FLOOR SOCKET
GÂCHE ANTI-
POUSSIÈRE
ANTISTAUB
BODENBUCHSE
VLOERPOT MET
ANTI-STOFBESCHERMING

| | ART. | A | B | C | D1 | D2 | E | Ø |
|-------------------------------|------------------|----------------------|--------------------|-----------------|-------------------|-------------------|--------------------|-----------------|
| PAIR BOTTOM LOCKING | KLO.FU4.0000. xx | 1050 mm 41 11/32" | 2200 mm 86 5/8" | 80 mm 3 1/8" | 75 mm 2 15/16" | 75 mm 2 15/16" | 1000 mm 39 3/8" | 35 mm 1 3/8" |
| | KLO.FU4.0U72. xx | custom | 1828 mm 72" | 80 mm 3 1/8" | custom | custom | custom | 35 mm 1 3/8" |
| | KLO.FU4.0U84. xx | custom | 2133 mm 84" | 80 mm 3 1/8" | custom | custom | custom | 35 mm 1 3/8" |
| | KLO.FU4.9999. xx | custom | custom | 80 mm 3 1/8" | custom | custom | custom | 35 mm 1 3/8" |
| PAIR TOP/BOTTOM LOCKING | KLO.FU6.0000. xx | 1050 mm 41 11/32" | 2200 mm 86 5/8" | 80 mm 3 1/8" | 75 mm 2 15/16" | 75 mm 2 15/16" | 1000 mm 39 3/8" | 35 mm 1 3/8" |
| | KLO.FU6.9999. xx | custom | custom | 80 mm 3 1/8" | custom | custom | custom | 35 mm 1 3/8" |

.XX = FINITURA
FINISH
FINITION
AFWERKUNG
AUSFÜHRUNG
page 384

INCONTRO SUPERIORE
STRIKE DETAILS
GÂCHE
ZAPFENBAND - OBERTEIL
BOVENLICHTSLUITSTUK
page 396

A RICHIESTA FINITURA ACCIAIO INOX VERNICIATO
ON REQUEST FINISH STAINLESS STEEL
POWDERCOATED
A LA DEMANDE FINITION ACIER INOXIDABLE LAQUÉE
AUF ANFRAGE AUSFÜHRUNGEN EDELSTAHL
ROSTFREI LACKIERT
OP AANVRAAG AFWERKINGEN ROESTVAST STAAL
GELAKT
page 384

DP1 = PREPARAZIONE PORTA - DOOR PREPARATION
PREPARATION DE LA PORTE - TÜRVORBEREITUNG
page 401

DISTANZIATORI PER PORTA A DOPPIO VETRO
SPACERS FOR DOUBLE GLAZED DOOR
ENTRETOISES POUR PORTE DOUBLE VITRAGE
ABSTANDSHALTER FÜR DOPPELGLASTÜR
KLO.KIT.99U4
page 399-400

VERSIONE SENZA SERRATURA
COMBINED NON LOCKING
MODÈLE SANS SERRURE
VERSION OHNE VERSCHLUSS
VERSIE ZONDER SLOT
page 168

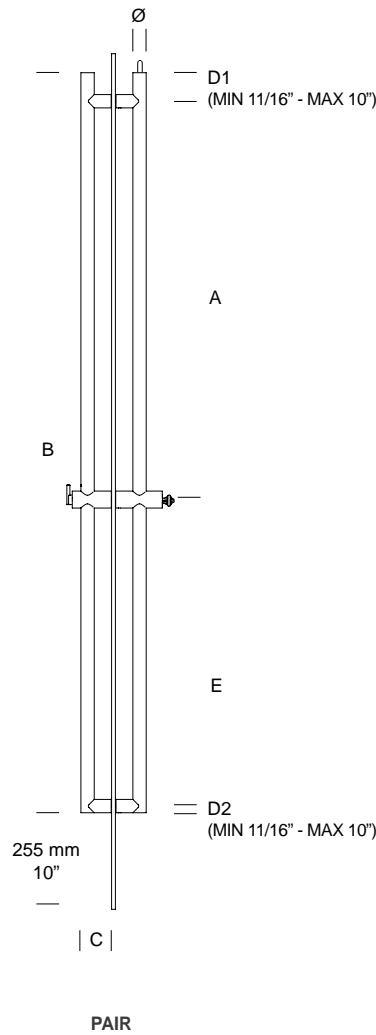
ITEM
KLO.0G4.000U
KLO.0G4.999U
KLO.0G4.0U48
KLO.0G4.0U60

COMPONENTI:
NERO PER FINITURA VERNICIATO NERO
GRIGIO PER FINITURA VERNICIATO CHIARO E ACCIAIO INOX
EDGE COMPONENT:
BLACK FOR DARK COLOUR POWDER
GREY FOR LIGHT COLOUR POWDER AND STAINLESS STEEL
COMPOSANT
NOIR POUR FINITION LAQUEE NOIRE
GRIS POUR FINITION LAQUEE CLAIRE ET INOX
KOMPONENTEN
SCHWARZ FÜR SCHWARZ LACKIERTE AUSFÜHRUNG
GRAU FÜR HELL LACKIERTE AUSFÜHRUNG UND EDELSTAHL

I disegni riportati a catalogo sono indicativi degli ingombri.
Richiedere il disegno tecnico prima di effettuare le lavorazioni per l'installazione.
All dimensions in the catalog drawings are approximations.
Request the appropriate technical drawing before door preparation and installation.
Toutes les dimensions des dessins de catalogue sont approximatives. Demandez le dessin technique approprié avant la préparation et l'installation de la porte.
Alle Maße in den Katalogzeichnungen sind ungefähre Angaben. Fordern Sie vor der Vorbereitung und Installation der Türen die entsprechende technische Zeichnung an.



LOCKING
FULL SIZE



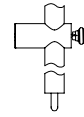
USA
standard
requirements

ADA
10"
clearance
l a y o u t

KEY
side bolt

PBA
PATENTED
SYSTEM

PATENT
102019000012465
PATENT
102019000014097



PUNTALE DI CHIUSURA
LATO CHIAVE
KEY SIDE BOLT
PIVOT CÔTÉ CLÉ
SCHLISSANKER AUF
DER SCHLÜSSELSEITE
SLUITSTANG AAN DE
ZIJDE VAN DE SLEUTEL

CILINDRO NON INCLUSO
CYLINDER NOT INCLUDED



RIM CYLINDER
WITH IC
Compatible with SMALL FORMAT
INTERCHANGEABLE CORE ONLY.
The HOUSING will be supplied from PBA



POMOLO CONFORME
NORMATIVA ADA
ADA COMPLIANT
THUMBTURN
BOUTON CORRESPON-
DANT AUX NORMES ADA
KNAUF GEMÄSS ADA
NORMEN
DEURKNOP VOLGENS
ADA NORMEN



PUNTALE REGOLABILE
ADJUSTABLE STEEL
DEAD BOLT
PIVOT RÉGLABLE
REGULIERBARER
SCHLISSANKER
REGELBARE
ONDOORZAAGBARE
SLUITSTANG



POZZETTO
ANTIPOLVERE
DUST-FREE
FLOOR SOCKET
GÂCHE ANTI-
POUSSIÈRE
ANTISTAUB
BODENBUCHSE
VLOERPOT MET
ANTI-STOFBESCHERMING

PAIR
TOP
LOCKING



| ART. | A | B | C | D1 | D2 | E | Ø |
|------------------|----------------------|---------------------|-----------------|-------------------|-------------------|--------------------|-----------------|
| KLO.FU4.000R. xx | 1050 mm 41 11/32" | 1945 mm 76 9/16" | 80 mm 3 1/8" | 75 mm 2 15/16" | 17,5 mm 11/16" | 802 mm 31 9/16" | 35 mm 1 3/8" |
| KLO.FU4.0R72. xx | custom | 1828 mm 72" | 80 mm 3 1/8" | custom | custom | custom | 35 mm 1 3/8" |
| KLO.FU4.999R. xx | custom | custom | 80 mm 3 1/8" | custom | custom | custom | 35 mm 1 3/8" |

.XX = FINITURA
FINISH
FINITION
AFWERKING
AUSFÜHRUNG
page 384

INCONTRO SUPERIORE
STRIKE DETAILS
GÂCHE
ZAPFENBAND - OBERTEIL
BOVENLICHTSLUITSTUK
page 396

A RICHIESTA FINITURA ACCIAIO INOX VERNICIATO
ON REQUEST FINISH STAINLESS STEEL
POWDERCOATED
A LA DEMANDE FINITION ACIER INOXIDABLE LAQUÉ
AUF ANFRAGE AUSFÜHRUNGEN EDELSTAHL
ROSTFREI LACKIERT
OP AANVRAAG AFWERKINGEN ROESTVAST STAAL
GELAKT
page 384

DP1 = PREPARAZIONE PORTA - DOOR PREPARATION
PREPARATION DE LA PORTE - TÜRVORBEREITUNG
page 401

DISTANZIATORI PER PORTA A DOPPIO VETRO
SPACERS FOR DOUBLE GLAZED DOOR
ENTRETOISES POUR PORTE DOUBLE VITRAGE
ABSTANDSHALTER FÜR DOPPELGLASTÜR
KLO.KIT.99U4
page 399-400

VERSIONE SENZA SERRATURA
COMBINED NON LOCKING
MODÈLE SANS SERRURE
VERSION OHNE VERSCHLUSS
VERSIE ZONDER SLOT
page 169

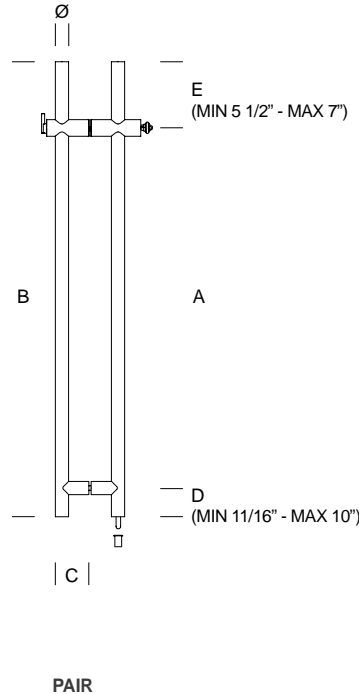

ITEM
KLO.0G4.00RU
KLO.0G4.99RU
KLO.0G4.RU72

COMPONENTI:
NERO PER FINITURA VERNICIATO NERO
GRIGIO PER FINITURA VERNICIATO CHIARO E ACCIAIO INOX
EDGE COMPONENT:
BLACK FOR DARK COLOUR POWDER
GREY FOR LIGHT COLOUR POWDER AND STAINLESS STEEL
KOMPOSANT
NOIR POUR FINITION LAQUEE NOIRE
GRIS POUR FINITION LAQUEE CLAIRE ET INOX
KOMPONENTEN
SCHWARZ FÜR SCHWARZ LACKIERTE AUSFÜHRUNG
GRAU FÜR HELL LACKIERTE AUSFÜHRUNG UND EDELSTAHL

I disegni riportati a catalogo sono indicativi degli ingombri.
Richiedere il disegno tecnico prima di effettuare le lavorazioni per l'installazione.
All dimensions in the catalog drawings are approximations.
Request the appropriate technical drawing before door preparation and installation.
Toutes les dimensions des dessins de catalogue sont approximatives. Demandez le dessin technique approprié avant la préparation et l'installation de la porte.
Alle Maße in den Katalogzeichnungen sind ungefähre Angaben. Fordern Sie vor der Vorbereitung und Installation der Türen die entsprechende technische Zeichnung an.



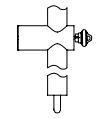
LOCKING
HALF SIZE



KEY
side bolt



PATENT
102019000012465
PATENT
102019000014097



PUNTALE DI CHIUSURA
LATO CHIAVE
KEY SIDE BOLT
PIVOT CÔTÉ CLÉ
SCHLISSANKER AUF
DER SCHLÜSSELSEITE
SLUITSTANG AAN DE
ZIJDE VAN DE SLEUTEL

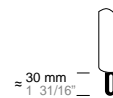
CILINDRO NON INCLUSO
CYLINDER NOT INCLUDED



RIM CYLINDER
WITH IC
Compatible with SMALL FORMAT
INTERCHANGEABLE CORE ONLY.
The HOUSING will be supplied from PBA



POMOLO CONFORME
NORMATIVA ADA
ADA COMPLIANT
THUMBTURN
BOUTON CORRESPON-
DANT AUX NORMES ADA
KNAUF GEMÄSS ADA
NORMEN
DEURKNOP VOLGENS
ADA NORMEN



PUNTALE REGOLABILE
ADJUSTABLE STEEL
DEAD BOLT
PIVOT RÉGLABLE
REGULIERBARER
SCHLISSANKER
REGELBARE
ONDOORZAAGBARE
SLUITSTANG



POZZETTO
ANTIPOLVERE
DUST-FREE
FLOOR SOCKET
GÂCHE ANTI-
POUSSIÈRE
ANTISTAUB
BODENBUCHSE
VLOERPOT MET
ANTI-STOFBESCHERMING

PAIR



BOTTOM
LOCKING

| ART. | A | B | C | D | E | Ø |
|------------------|--------------------|--------------------|-----------------|-------------------|------------------|-----------------|
| KLO.FU2.0000. xx | 1000 mm 39 3/8" | 1250 mm 49 1/4" | 80 mm 3 1/8" | 75 mm 2 15/16" | 175 mm 6 7/8" | 35 mm 1 3/8" |
| KLO.FU2.0U48. xx | custom | 1219 mm 48" | 80 mm 3 1/8" | custom | custom | 35 mm 1 3/8" |
| KLO.FU2.0U60. xx | custom | 1524 mm 60" | 80 mm 3 1/8" | custom | custom | 35 mm 1 3/8" |
| KLO.FU2.9999. xx | custom | custom | 80 mm 3 1/8" | custom | custom | 35 mm 1 3/8" |

.XX = FINITURA
FINISH
FINITION
AFWERKING
AUSFÜHRUNG
page 384

COMPONENTI:
NERO PER FINITURA VERNICIATO NERO
GRIGIO PER FINITURA VERNICIATO CHIARO E ACCIAIO INOX
EDGE COMPONENT:
BLACK FOR DARK COLOUR POWDER
GREY FOR LIGHT COLOUR POWDER AND STAINLESS STEEL
COMPOSANT
NOIR POUR FINITION LAQUEE NOIRE
GRIS POUR FINITION LAQUEE CLAIRES ET INOX
KOMPONENTEN
SCHWARZ FÜR SCHWARZ LACKIERTE AUSFÜHRUNG
GRAU FÜR HELL LACKIERTE AUSFÜHRUNG UND EDELSTAHL

A RICHIESTA FINITURA ACCIAIO INOX VERNICIATO
ON REQUEST FINISH STAINLESS STEEL
POWDERCOATED
A LA DEMANDE FINITION ACIER INOXIDABLE LAQUEE
AUF ANFRAGE AUSFÜHRUNGEN EDELSTAHL
ROSTFREI LACKIERT
OP AANVRAAG AFWERKINGEN ROESTVAST STAAL
GELAKT
page 384

I disegni riportati a catalogo sono indicativi degli ingombri.
Richiedere il disegno tecnico prima di effettuare le lavorazioni per l'installazione.
All dimensions in the catalog drawings are approximations.
Request the appropriate technical drawing before door preparation and installation.
Toutes les dimensions des dessins de catalogue sont approximatives. Demandez le dessin
technique approprié avant la préparation et l'installation de la porte.
Alle Maße in den Katalogzeichnungen sind ungefähre Angaben. Fordern Sie vor der Vorberei-
tung und Installation der Türen die entsprechende technische Zeichnung an.

DP2 = PREPARAZIONE PORTA - DOOR PREPARATION
PREPARATION DE LA PORTE - TÜRVORBEREITUNG
page 402

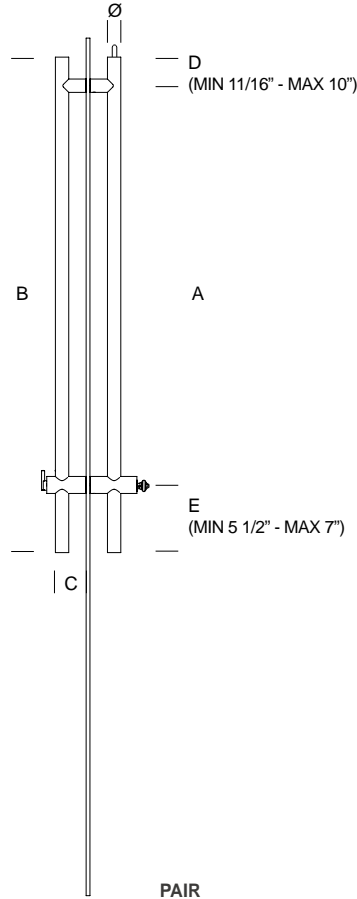

DISTANZIATORI PER PORTA A DOPPIO VETRO
SPACERS FOR DOUBLE GLAZED DOOR
ENTRETOISES POUR PORTE DOUBLE VITRAGE
ABSTANDSHALTER FÜR DOPPELGLASTÜR
KLO.KIT.99U2
page 399-400

VERSIONE SENZA SERRATURA
COMBINED NON LOCKING
MODÈLE SANS SERRURE
VERSION OHNE VERSCHLUSS
VERSIE ZONDER SLOT
page 170

ART.
KLO.0G2.000U
KLO.0G2.999U
KLO.0G2.0U48
KLO.0G2.0U60



LOCKING
HALF SIZE



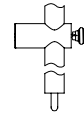
USA
standard
requirements

ADA
10"
clearance
l a y o u t

KEY
side bolt

PBA
PATENTED
SYSTEM

PATENT
102019000012465
PATENT
102019000014097



PUNTALE DI CHIUSURA
LATO CHIAVE
KEY SIDE BOLT
PIVOT CÔTÉ CLÉ
SCHLISSANKER AUF
DER SCHLÜSSELSEITE
SLUITSTANG AAN DE
ZIJDE VAN DE SLEUTEL

CILINDRO NON INCLUSO
CYLINDER NOT INCLUDED



RIM CYLINDER
WITH IC

Compatible with SMALL FORMAT
INTERCHANGEABLE CORE ONLY.
The HOUSING will be supplied from PBA



POMOLO CONFORME
NORMATIVA ADA
ADA COMPLIANT
THUMBTURN

BOUTON CORRESPON-
DANT AUX NORMES ADA
KNAUF GEMÄSS ADA
NORMEN
DEURKNOP VOLGENS
ADA NORMEN



PUNTALE REGOLABILE
ADJUSTABLE STEEL
DEAD BOLT

PIVOT RÉGLABLE
REGULIERBARER
SCHLISSANKER

REGLBARE
ONDOORZAAGBARE
SLUITSTANG



POZZETTO
ANTIPOLVERE
DUST-FREE
FLOOR SOCKET

GÂCHE ANTI-
POUSSIÈRE

ANTISTAUB
BODENBUCHSE

VLOERPOT MET
ANTI-STOFBESCHERMING

PAIR
TOP
LOCKING



| ART. | A | B | C | D | E | Ø |
|------------------|----------------------|---------------------|-----------------|-------------------|------------------|-----------------|
| KLO.FU2.000R. xx | 1050 mm 41 11/32" | 1300 mm 51 3/16" | 80 mm 3 1/8" | 75 mm 2 15/16" | 175 mm 6 7/8" | 35 mm 1 3/8" |
| KLO.FU2.0R48. xx | custom | 1219 mm 48" | 80 mm 3 1/8" | custom | custom | 35 mm 1 3/8" |
| KLO.FU2.0R60. xx | custom | 1524 mm 60" | 80 mm 3 1/8" | custom | custom | 35 mm 1 3/8" |
| KLO.FU2.0R72. xx | custom | 1828 mm 72" | 80 mm 3 1/8" | custom | custom | 35 mm 1 3/8" |
| KLO.FU2.999R. xx | custom | custom | 80 mm 3 1/8" | custom | custom | 35 mm 1 3/8" |

.XX = FINITURA
FINISH
FINITION
AFWERKING
AUSFÜHRUNG
page 384

INCONTRO SUPERIORE
STRIKE DETAILS
GÂCHE
ZAPFENBAND - OBERTEIL
BOVENLICHTSLUITSTUK
page 396

A RICHIESTA FINITURA ACCIAIO INOX VERNICIATO
ON REQUEST FINISH STAINLESS STEEL
POWDERCOATED
A LA DEMANDE FINITION ACIER INOXIDABLE LAQUÉE
AUF ANFRAGE AUSFÜHRUNGEN EDELSTAHL
ROSTFREI LACKIERT
OP AANVRAAG AFWERKINGEN ROESTVAST STAAL
GELAKT
page 384

DP3 = PREPARAZIONE PORTA - DOOR PREPARATION
PREPARATION DE LA PORTE - TÜRVORBEREITUNG
page 403

DISTANZIATORI PER PORTA A DOPPIO VETRO
SPACERS FOR DOUBLE GLAZED DOOR
ENTRETOISES POUR PORTE DOUBLE VITRAGE
ABSTANDSHALTER FÜR DOPPELGLASTÜR
KLO.KIT.9RU2
page 399-400

VERSIONE SENZA SERRATURA
COMBINED NON LOCKING
MODÈLE SANS SERRURE
VERSION OHNE VERSCHLUSS
VERSIE ZONDER SLOT
page 171

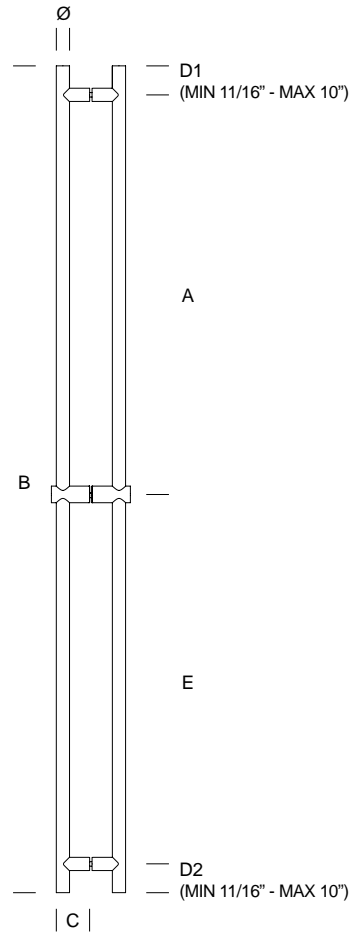
ART.
KLO.0G2.00RU
KLO.0G2.99RU
KLO.0G2.RU48
KLO.0G2.RU60
KLO.0G2.RU72



COMPONENTI:
NERO PER FINITURA VERNICIATO NERO
GRIGIO PER FINITURA VERNICIATO CHIARO E ACCIAIO INOX
EDGE COMPONENT:
BLACK FOR DARK COLOUR POWDER
GREY FOR LIGHT COLOUR POWDER AND STAINLESS STEEL
COMPOSANT
NOIR POUR FINITION LAQUEE NOIRE
GRIS POUR FINITION LAQUEE CLAIRES ET INOX
KOMPONENTEN
SCHWARZ FÜR SCHWARZ LACKIERTE AUSFÜHRUNG
GRAU FÜR HELL LACKIERTE AUSFÜHRUNG UND EDELSTAHL

I disegni riportati a catalogo sono indicativi degli ingombri.
Richiedere il disegno tecnico prima di effettuare le lavorazioni per l'installazione.
All dimensions in the catalog drawings are approximations.
Request the appropriate technical drawing before door preparation and installation.
Toutes les dimensions des dessins de catalogue sont approximatives. Demandez le dessin technique approprié avant la préparation et l'installation de la porte.
Alle Maße in den Katalogzeichnungen sind ungefähre Angaben. Fordern Sie vor der Vorbereitung und Installation der Türen die entsprechende technische Zeichnung an.

NON LOCKING
FULL SIZE



FISSAGGIO CONTRAPPOSTO INCLUSO
PER PORTE IN VETRO / LEGNO / METALLO
BACK TO BACK FIXING KIT ALWAYS INCLUDED
SUITABLE FOR GLASS / WOOD / METAL DOOR

| PAIR | ART. | A | B | C | D1 | D2 | E | Ø |
|------|------------------|----------------------|--------------------|-----------------|-------------------|-------------------|--------------------|-----------------|
| | KLO.0G4.000U. xx | 1050 mm 41 11/32" | 2200 mm 86 5/8" | 80 mm 3 1/8" | 75 mm 2 15/16" | 75 mm 2 15/16" | 1000 mm 39 3/8" | 35 mm 1 3/8" |
| | KLO.0G4.0U72. xx | custom | 1828 mm 72" | 80 mm 3 1/8" | custom | custom | custom | 35 mm 1 3/8" |
| | KLO.0G4.0U84. xx | custom | 2133 mm 84" | 80 mm 3 1/8" | custom | custom | custom | 35 mm 1 3/8" |
| | KLO.0G4.999U. xx | custom | custom | 80 mm 3 1/8" | custom | custom | custom | 35 mm 1 3/8" |

.XX = FINITURA
FINISH
FINITION
AFWERKING
AUSFÜHRUNG
page 384

COMPONENTI:
NERO PER FINITURA VERNICIATO NERO
GRIGIO PER FINITURA VERNICIATO CHIARO E ACCIAIO INOX
EDGE COMPONENT:
BLACK FOR DARK COLOUR POWDER
GREY FOR LIGHT COLOUR POWDER AND STAINLESS STEEL
COMPOSANT
NOIR POUR FINITION LAQUEE NOIRE
GRIS POUR FINITION LAQUEE CLAIRE ET INOX
KOMPONENTEN
SCHWARZ FÜR SCHWARZ LACKIERTE AUSFÜHRUNG
GRAU FÜR HELL LACKIERTE AUSFÜHRUNG UND EDELSTAHL

A RICHIESTA FINITURA ACCIAIO INOX VERNICIATO
ON REQUEST FINISH STAINLESS STEEL
POWDERCOATED
A LA DEMANDE FINITION ACIER INOXIDABLE LAQUEE
AUF ANFRAGE AUSFÜHRUNGEN EDELSTAHL
ROSTFREI LACKIERT
OP AANVRAAG AFWERKINGEN ROESTVAST STAAL
GELAKT
page 384

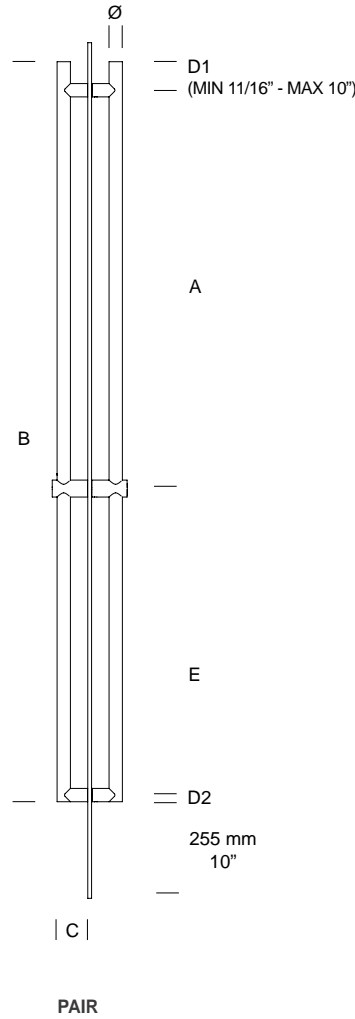

I disegni riportati a catalogo sono indicativi degli ingombri.
Richiedere il disegno tecnico prima di effettuare le lavorazioni per l'installazione.
All dimensions in the catalog drawings are approximations.
Request the appropriate technical drawing before door preparation and installation.
Toutes les dimensions des dessins de catalogue sont approximatives. Demandez le dessin technique approprié avant la préparation et l'installation de la porte.
Alle Maße in den Katalogzeichnungen sind ungefähre Angaben. Fordern Sie vor der Vorbereitung und Installation der Türen die entsprechende technische Zeichnung an.

DP1 = PREPARAZIONE PORTA - DOOR PREPARATION
PREPARATION DE LA PORTE - TÜRVORBEREITUNG
page 401

DISTANZIATORI PER PORTA A DOPPIO VETRO
SPACERS FOR DOUBLE GLAZED DOOR
ENTRETOISES POUR PORTE DOUBLE VITRAGE
ABSTANDSHALTER FÜR DOPPELGLASTÜR
KLO.KIT.99U4
page 399-400

NON LOCKING TO MATCH PULL ON
page 164

NON LOCKING
FULL SIZE



ADA
10"
clearance
Layout

FISSAGGIO CONTRAPPOSTO INCLUSO
PER PORTE IN VETRO / LEGNO / METALLO
BACK TO BACK FIXING KIT ALWAYS INCLUDED
SUITABLE FOR GLASS / WOOD / METAL DOOR

| | ART. | A | B | C | D1 | D2 | E | Ø |
|------|------------------|----------------------|---------------------|-----------------|-------------------|-------------------|--------------------|-----------------|
| PAIR | KLO.0G4.00RU. xx | 1050 mm 41 11/32" | 1945 mm 76 9/16" | 80 mm 3 1/8" | 75 mm 2 15/16" | 17,5 mm 11/16" | 802 mm 31 9/16" | 35 mm 1 3/8" |
| | KLO.0G4.RU72. xx | custom | 1828 mm 72" | 80 mm 3 1/8" | custom | 17,5 mm 11/16" | custom | 35 mm 1 3/8" |
| | KLO.0G4.99RU. xx | custom | custom | 80 mm 3 1/8" | custom | 17,5 mm 11/16" | custom | 35 mm 1 3/8" |

.XX = FINITURA
FINISH
FINITION
AFWERKING
AUSFÜHRUNG
page 384

COMPONENTI:
NERO PER FINITURA VERNICIATO NERO
GRIGIO PER FINITURA VERNICIATO CHIARO E ACCIAIO INOX
EDGE COMPONENT:
BLACK FOR DARK COLOUR POWDER
GREY FOR LIGHT COLOUR POWDER AND STAINLESS STEEL
COMPOSANT
NOIR POUR FINITION LAQUEE NOIRE
GRIS POUR FINITION LAQUEE CLAIRE ET INOX
KOMPONENTEN
SCHWARZ FÜR SCHWARZ LACKIERTE AUSFÜHRUNG
GRAU FÜR HELL LACKIERTE AUSFÜHRUNG UND EDELSTAHL

A RICHIESTA FINITURA ACCIAIO INOX VERNICIATO
ON REQUEST FINISH STAINLESS STEEL
POWDERCOATED
A LA DEMANDE FINITION ACIER INOXIDABLE LAQUÉ
AUF ANFRAGE AUSFÜHRUNGEN EDELSTAHL
ROSTFREI LACKIERT
OP AANVRAAG AFWERKINGEN ROESTVAST STAAL
GELAKT
page 384


I disegni riportati a catalogo sono indicativi degli ingombri.
Richiedere il disegno tecnico prima di effettuare le lavorazioni per l'installazione.
All dimensions in the catalog drawings are approximations.
Request the appropriate technical drawing before door preparation and installation.
Toutes les dimensions des dessins de catalogue sont approximatives. Demandez le dessin technique approprié avant la préparation et l'installation de la porte.
Alle Maße in den Katalogzeichnungen sind ungefähre Angaben. Fordern Sie vor der Vorbereitung und Installation der Türen die entsprechende technische Zeichnung an.

DP1 = PREPARAZIONE PORTA - DOOR PREPARATION
PREPARATION DE LA PORTE - TÜRVORBEREITUNG
page 401

DISTANZIATORI PER PORTA A DOPPIO VETRO
SPACERS FOR DOUBLE GLAZED DOOR
ENTRETOISES POUR PORTE DOUBLE VITRAGE
ABSTANDSHALTER FÜR DOPPELGLASTÜR
KLO.KIT.99U4
page 399-400

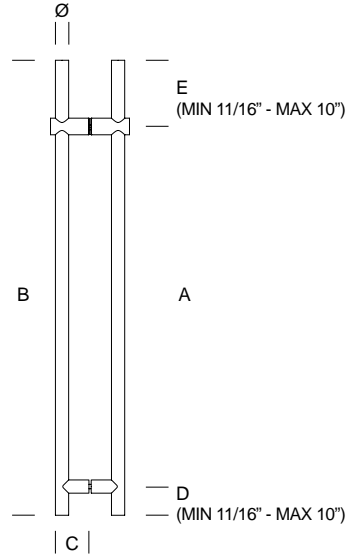
NON LOCKING TO MATCH PULL ON
page 165

NON LOCKING
HALF SIZE



FISSAGGIO CONTRAPPOSTO INCLUSO
PER PORTE IN VETRO / LEGNO / METALLO

BACK TO BACK FIXING KIT ALWAYS INCLUDED
SUITABLE FOR GLASS / WOOD / METAL DOOR



PAIR

| PAIR | ART. | A | B | C | D | E | Ø |
|------|------------------|--------------------|--------------------|-----------------|-------------------|------------------|-----------------|
| | KLO.0G2.000U. xx | 1000 mm 39 3/8" | 1250 mm 49 1/4" | 80 mm 3 1/8" | 75 mm 2 15/16" | 175 mm 6 7/8" | 35 mm 1 3/8" |
| | KLO.0G2.0U48. xx | custom | 1219 mm 48" | 80 mm 3 1/8" | custom | custom | 35 mm 1 3/8" |
| | KLO.0G2.0U60. xx | custom | 1524 mm 60" | 80 mm 3 1/8" | custom | custom | 35 mm 1 3/8" |
| | KLO.0G2.999U. xx | custom | custom | 80 mm 3 1/8" | custom | custom | 35 mm 1 3/8" |

.XX = FINITURA
FINISH
FINITION
AFWERKING
AUSFÜHRUNG
page 384

COMPONENTI:
NERO PER FINITURA VERNICIATO NERO
GRIGIO PER FINITURA VERNICIATO CHIARO E ACCIAIO INOX
EDGE COMPONENT:
BLACK FOR DARK COLOUR POWDER
GREY FOR LIGHT COLOUR POWDER AND STAINLESS STEEL
COMPOSANT
NOIR POUR FINITION LAQUEE NOIRE
GRIS POUR FINITION LAQUEE CLAIRE ET INOX
KOMPONENTEN
SCHWARZ FÜR SCHWARZ LACKIERTE AUSFÜHRUNG
GRAU FÜR HELL LACKIERTE AUSFÜHRUNG UND EDELSTAHL

A RICHIESTA FINITURA ACCIAIO INOX VERNICIATO
ON REQUEST FINISH STAINLESS STEEL
POWDERCOATED
A LA DEMANDE FINITION ACIER INOXIDABLE LAQUÉ
AUF ANFRAGE AUSFÜHRUNGEN EDELSTAHL
ROSTFREI LACKIERT
OP AANVRAAG AFWERKINGEN ROESTVAST STAAL
GELAKT
page 384

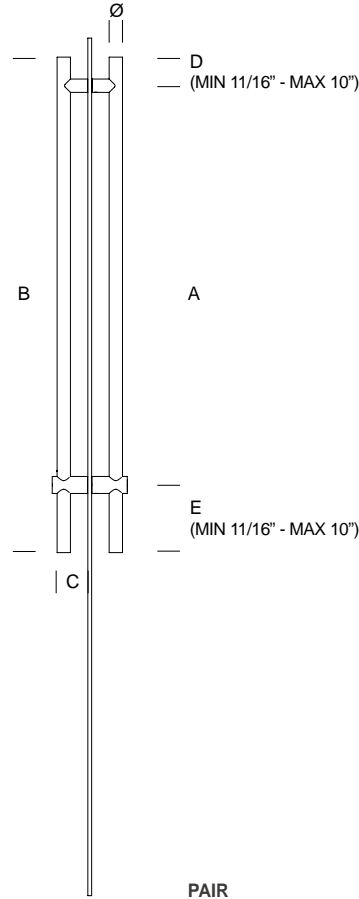

I disegni riportati a catalogo sono indicativi degli ingombri.
Richiedere il disegno tecnico prima di effettuare le lavorazioni per l'installazione.
All dimensions in the catalog drawings are approximations.
Request the appropriate technical drawing before door preparation and installation.
Toutes les dimensions des dessins de catalogue sont approximatives. Demandez le dessin technique approprié avant la préparation et l'installation de la porte.
Alle Maße in den Katalogzeichnungen sind ungefähre Angaben. Fordern Sie vor der Vorbereitung und Installation der Türen die entsprechende technische Zeichnung an.

DP2 = PREPARAZIONE PORTA - DOOR PREPARATION
PREPARATION DE LA PORTE - TÜRVORBEREITUNG
page 402

DISTANZIATORI PER PORTA A DOPPIO VETRO
SPACERS FOR DOUBLE GLAZED DOOR
ENTRETOISES POUR PORTE DOUBLE VITRAGE
ABSTANDSHALTER FÜR DOPPELGLASTÜR
KLO.KIT.99U2
page 399-400

NON LOCKING TO MATCH PULL ON
page 166

NON LOCKING
HALF SIZE



ADA
10"
clearance
Layout

FISSAGGIO CONTRAPPOSTO INCLUSO
PER PORTE IN VETRO / LEGNO / METALLO
BACK TO BACK FIXING KIT ALWAYS INCLUDED
SUITABLE FOR GLASS / WOOD / METAL DOOR

| PAIR | ART. | A | B | C | D | E | Ø |
|------|------------------|----------------------|---------------------|-----------------|------------------|-------------------|-----------------|
| | KLO.0G2.00RU. xx | 1050 mm 41 11/32" | 1300 mm 51 3/16" | 80 mm 3 1/8" | 175 mm 6 7/8" | 75 mm 2 15/16" | 35 mm 1 3/8" |
| | KLO.0G2.RU48. xx | custom | 1219 mm 48" | 80 mm 3 1/8" | custom | custom | 35 mm 1 3/8" |
| | KLO.0G2.RU60. xx | custom | 1524 mm 60" | 80 mm 3 1/8" | custom | custom | 35 mm 1 3/8" |
| | KLO.0G2.RU72. xx | custom | 1828 mm 72" | 80 mm 3 1/8" | custom | custom | 35 mm 1 3/8" |
| | KLO.0G2.99RU. xx | custom | custom | 80 mm 3 1/8" | custom | custom | 35 mm 1 3/8" |

.XX = FINITURA
FINISH
FINITION
AFWERKING
AUSFÜHRUNG
page 384

COMPONENTI:
NERO PER FINITURA VERNICIATO NERO
GRIGIO PER FINITURA VERNICIATO CHIARO E ACCIAIO INOX
EDGE COMPONENT:
BLACK FOR DARK COLOUR POWDER
GREY FOR LIGHT COLOUR POWDER AND STAINLESS STEEL
COMPOSANT
NOIR POUR FINITION LAQUEE NOIRE
GRIS POUR FINITION LAQUEE CLAIRE ET INOX
KOMPONENTEN
SCHWARZ FÜR SCHWARZ LACKIERTE AUSFÜHRUNG
GRAU FÜR HELL LACKIERTE AUSFÜHRUNG UND EDELSTAHL

A RICHIESTA FINITURA ACCIAIO INOX VERNICIATO
ON REQUEST FINISH STAINLESS STEEL
POWDERCOATED
A LA DEMANDE FINITION ACIER INOXIDABLE LAQUÉ
AUF ANFRAGE AUSFÜHRUNGEN EDELSTAHL
ROSTFREI LACKIERT
OP AANVRAAG AFWERKINGEN ROESTVAST STAAL
GELAKT
page 384

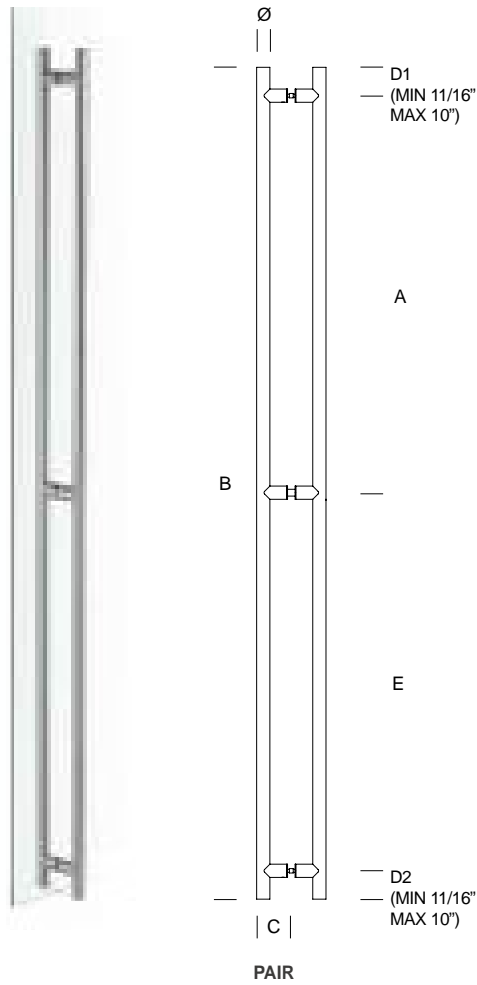
I disegni riportati a catalogo sono indicativi degli ingombri.
Richiedere il disegno tecnico prima di effettuare le lavorazioni per l'installazione.
All dimensions in the catalog drawings are approximations.
Request the appropriate technical drawing before door preparation and installation.
Toutes les dimensions des dessins de catalogue sont approximatives. Demandez le dessin technique approprié avant la préparation et l'installation de la porte.
Alle Maße in den Katalogzeichnungen sind ungefähre Angaben. Fordern Sie vor der Vorbereitung und Installation der Türen die entsprechende technische Zeichnung an.

DP3 = PREPARAZIONE PORTA - DOOR PREPARATION
PREPARATION DE LA PORTE - TÜRVORBEREITUNG
page 403

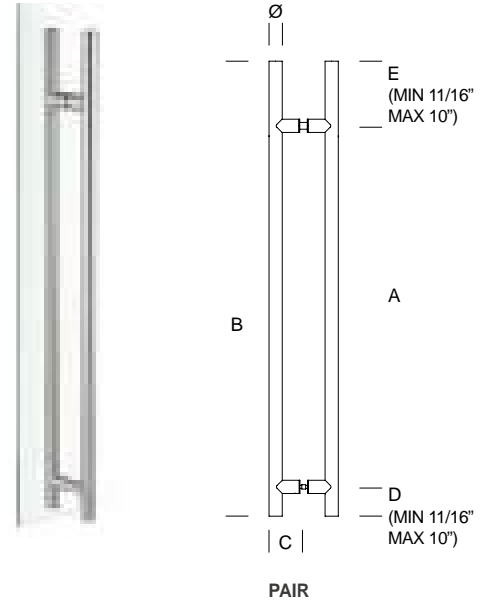
DISTANZIATORI PER PORTA A DOPPIO VETRO
SPACERS FOR DOUBLE GLAZED DOOR
ENTRETOISES POUR PORTE DOUBLE VITRAGE
ABSTANDSHALTER FÜR DOPPELGLASTÜR
KLO.KIT.9RUZ
page 399-400

NON LOCKING TO MATCH PULL ON
page 167

UNIVERSAL
NO LOCKING
FULL SIZE



UNIVERSAL
NO LOCKING
HALF SIZE



| ART. | A | B | C | D1/D2 | E | Ø |
|--------------------------|--------|--------|-----------------|--------|--------|-----------------|
| KLO.0G4.9999 .xx PAIR | custom | custom | 80 mm 3 1/8" | custom | custom | 35 mm 1 3/8" |

| ART. | A | B | C | D | E | Ø |
|--------------------------|--------|--------|-----------------|--------|--------|-----------------|
| KLO.0G2.9999 .xx PAIR | custom | custom | 80 mm 3 1/8" | custom | custom | 35 mm 1 3/8" |

.XX = FINITURA
FINISH
FINITION
AFWERKING
AUSFÜHRUNG
page 384

A RICHIESTA FINITURA ACCIAIO INOX VERNICIATO
ON REQUEST FINISH STAINLESS STEEL
POWDERCOATED
A LA DEMANDE FINITION ACIER INOXIDABLE LAQUÉ
AUF ANFRAGE AUSFÜHRUNGEN EDELSTAHL
ROSTFREI LACKIERT
OP AANVRAAG AFWERKINGEN ROESTVAST STAAL
GELAKT
page 384

PREPARAZIONE PORTA - DOOR PREPARATION
PREPARATION DE LA PORTE - TÜRVORBEREITUNG:
DP4 (UNIVERSAL NO LOCKING FULL SIZE)
DP5 (UNIVERSAL NO LOCKING HALF SIZE)
page 404-405

DISTANZIATORI PER PORTA A DOPPIO VETRO
SPACERS FOR DOUBLE GLAZED DOOR
ENTRETOISES POUR PORTE DOUBLE VITRAGE
ABSTANDSHALTER FÜR DOPPELGLASTÜR:
2CC.KIT.0010 (UNIVERSAL NO LOCKING FULL SIZE)
2CC.KIT.0009 (UNIVERSAL NO LOCKING HALF SIZE)
page 399-400

COMPONENTI:
NERO PER FINITURA VERNICIATO NERO
GRIGIO PER FINITURA VERNICIATO CHIARO E ACCIAIO INOX
EDGE COMPONENT:
BLACK FOR DARK COLOUR POWDER
GREY FOR LIGHT COLOUR POWDER AND STAINLESS STEEL
COMPOSANT
NOIR POUR FINITION LAQUEE NOIRE
GRIS POUR FINITION LAQUEE CLAIRE ET INOX
KOMPONENTEN
SCHWARZ FÜR SCHWARZ LACKIERTE AUSFÜHRUNG
GRAU FÜR HELL LACKIERTE AUSFÜHRUNG UND EDELSTAHL

I disegni riportati a catalogo sono indicativi degli ingombri.
Richiedere il disegno tecnico prima di effettuare le lavorazioni per l'installazione.
All dimensions in the catalog drawings are approximations.
Request the appropriate technical drawing before door preparation and installation.
Toutes les dimensions des dessins de catalogue sont approximatives. Demandez le dessin technique approprié avant la préparation et l'installation de la porte.
Alle Maße in den Katalogzeichnungen sind ungefähre Angaben. Fordern Sie vor der Vorbereitung und Installation der Türen die entsprechende technische Zeichnung an.

FISSAGGIO CONTRAPPOSTO INCLUSO
PER PORTE IN VETRO / LEGNO / METALLO
BACK TO BACK FIXING KIT ALWAYS INCLUDED
SUITABLE FOR GLASS / WOOD / METAL DOOR

PLACCA / PIASTRA A MISURA IN ACCIAIO INOX - STAINLESS STEEL PLATE / PLAQUE ON REQUEST

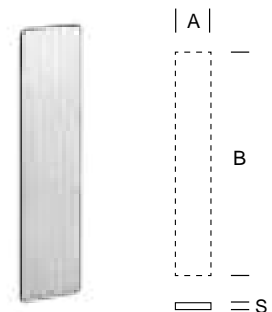
| ART. | A | B | S |
|------------------|---|---|------|
| 2MM.PLA.9999 .xx | | | 2 mm |

Disponibile con fori per fissaggio con viti o senza fori per incollaggio.
Fissaggi non inclusi.

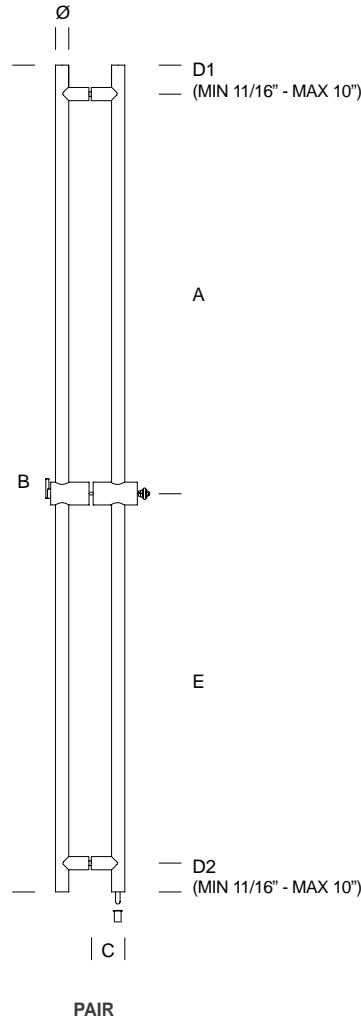
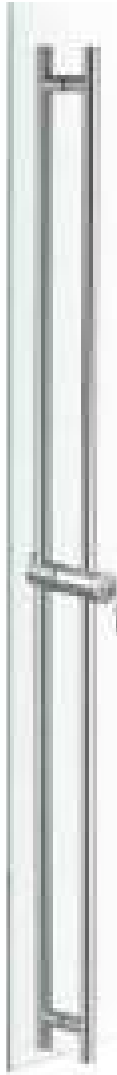
Available with holes for fixing with screws or without holes for gluing.
Fixings not included

.XX = FINITURA
FINISH
FINITION
AFWERKING
AUSFÜHRUNG
page 384

A RICHIESTA FINITURA ACCIAIO INOX VERNICIATO
ON REQUEST FINISH STAINLESS STEEL
POWDERCOATED
A LA DEMANDE FINITION ACIER INOXIDABLE LAQUÉ
AUF ANFRAGE AUSFÜHRUNGEN EDELSTAHL
ROSTFREI LACKIERT
OP AANVRAAG AFWERKINGEN ROESTVAST STAAL
GELAKT
page 384



LOCKING
FULL SIZE

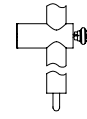


USA
standard
requirements

PBA
PATENTED
SYSTEM

PATENT
ITALY 10201800000636
USA 16/223.804
PATENT
ITALY 102018000003005
USA 16/224.030

KEY
side bolt



PUNTALE DI CHIUSURA
LATO CHIAVE
KEY SIDE BOLT
PIVOT CÔTÉ CLÉ
SCHLISSANKER AUF
DER SCHLÜSSELSEITE
SLUITSTANG AAN DE
ZIJDE VAN DE SLEUTEL

CILINDRO NON INCLUSO
CYLINDER NOT INCLUDED

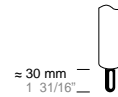
PBA CAN ACCOMODATE
ANY MORTISE CYLINDER BRAND



MORTISE
CYLINDER
STANDARD



POMOLO CONFORME
NORMATIVA ADA
ADA COMPLIANT
THUMBTURN
BOUTON CORRESPON-
DANT AUX NORMES ADA
KNAUF GEMÄSS ADA
NORMEN
DEURKNOP VOLGENS
ADA NORMEN



PUNTALE REGOLABILE
ADJUSTABLE STEEL
DEAD BOLT
PIVOT RÉGLABLE
RÉGLIERBARER
SCHLISSANKER
REGELBARE
ONDOORZAAGBARE
SLUITSTANG

≈ 30 mm
1 3/16"



POZZETTO
ANTIPOLVERE
DUST-FREE
FLOOR SOCKET
GÂCHE ANTI-
POUSSIÈRE
ANTISTAUB
BODENBUCHSE
VLOERPOT MET
ANTI-STOFBESCHERMING

BRAND OF COMPATIBLE RIM CYLINDER:

- ARROW
- CORBIN RUSSWIN
- MEDECO
- SCHLAGE
- BEST
- KABAILCO
- SARGENT
- YALE

| | ART. | A | B | C | D1 | D2 | E | Ø |
|-------------------------------|------------------|----------------------|--------------------|-----------------|-------------------|-------------------|--------------------|-----------------|
| PAIR BOTTOM LOCKING | KLO.FM4.0000. xx | 1050 mm 41 11/32" | 2200 mm 86 5/8" | 80 mm 3 1/8" | 75 mm 2 15/16" | 75 mm 2 15/16" | 1000 mm 39 3/8" | 35 mm 1 3/8" |
| | KLO.FM4.0072. xx | custom | 1828 mm 72" | 80 mm 3 1/8" | custom | custom | custom | 35 mm 1 3/8" |
| | KLO.FM4.0084. xx | custom | 2133 mm 84" | 80 mm 3 1/8" | custom | custom | custom | 35 mm 1 3/8" |
| | KLO.FM4.9999. xx | custom | custom | 80 mm 3 1/8" | custom | custom | custom | 35 mm 1 3/8" |
| PAIR TOP/BOTTOM LOCKING | KLO.FM6.0000. xx | 1050 mm 41 11/32" | 2200 mm 86 5/8" | 80 mm 3 1/8" | 75 mm 2 15/16" | 75 mm 2 15/16" | 1000 mm 39 3/8" | 35 mm 1 3/8" |
| | KLO.FM6.9999. xx | custom | custom | 80 mm 3 1/8" | custom | custom | custom | 35 mm 1 3/8" |

.XX = FINITURA
FINISH
FINITION
AFWERKING
AUSFÜHRUNG
page 384

INCONTRO SUPERIORE
STRIKE DETAILS
GÂCHE
ZÄPFENBAND - OBERTEIL
BOVENLICHTSLUITSTUK
page 396

A RICHIESTA FINITURA ACCIAIO INOX VERNICIATO
ON REQUEST FINISH STAINLESS STEEL
POWDERCOATED
A LA DEMANDE FINITION ACIER INOXIDABLE LAQUÉ
AUF ANFRAGE AUSFÜHRUNGEN EDELSTAHL
ROSTFREI LACKIERT
OP AANVRAAG AFWERKINGEN ROESTVAST STAAL
GELAKT
page 384

DP1 = PREPARAZIONE PORTA - DOOR PREPARATION
PRÉPARATION DE LA PORTE - TÜRVORBEREITUNG
page 401

DISTANZIATORI PER PORTA A DOPPIO VETRO
SPACERS FOR DOUBLE GLAZED DOOR
ENTRETOISES POUR PORTE DOUBLE VITRAGE
ABSTANDSHALTER FÜR DOPPELGLASTÜR
KLO.KIT.99M4
page 399-400

VERSIONE SENZA SERRATURA
COMBINED NON LOCKING
MODÈLE SANS SERRURE
VERSION OHNE VERSCHLÜSS
VERSIE ZONDER SLOT
page 177

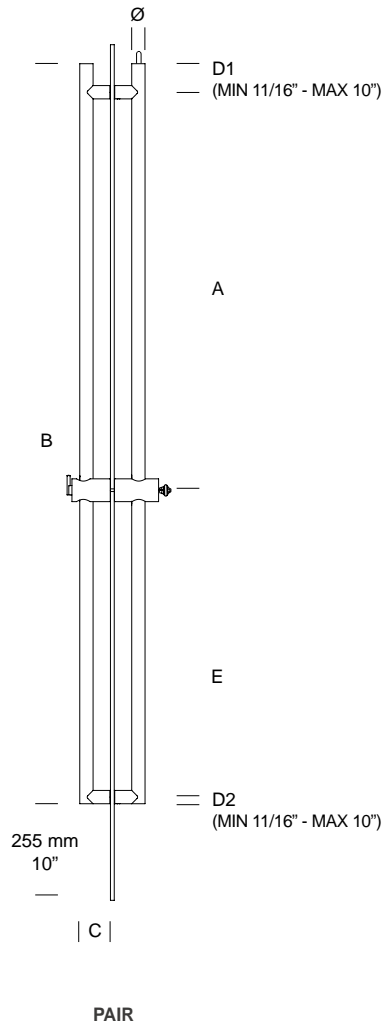
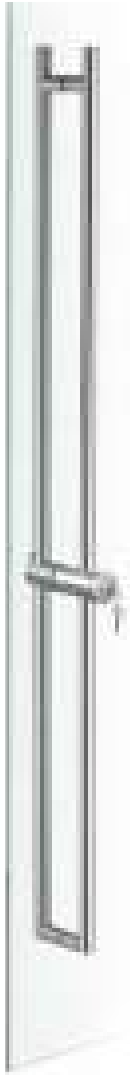
ART.
KLO.0G4.000M
KLO.0G4.999M
KLO.0G4.0M72
KLO.0G4.0M84

I disegni riportati a catalogo sono indicativi degli ingombri.
Richiedere il disegno tecnico prima di effettuare le lavorazioni per l'installazione.
All dimensions in the catalog drawings are approximations.
Request the appropriate technical drawing before door preparation and installation.
Toutes les dimensions des dessins de catalogue sont approximatives. Demandez le dessin technique approprié avant la préparation et l'installation de la porte.
Alle Maße in den Katalogzeichnungen sind ungefähre Angaben. Fordern Sie vor der Vorbereitung und Installation der Türen die entsprechende technische Zeichnung an.

COMPONENTI:
NERO PER FINITURA VERNICIATO NERO
GRIGIO PER FINITURA VERNICIATO CHIARO E ACCIAIO INOX
EDGE COMPONENT:
BLACK FOR DARK COLOUR POWDER
GREY FOR LIGHT COLOUR POWDER AND STAINLESS STEEL
KOMPOSANT
NOIR POUR FINITION LAQUEE NOIRE
GRIS POUR FINITION LAQUEE CLAIRE ET INOX
KOMPONENTEN
SCHWARZ FÜR SCHWARZ LACKIERTE AUSFÜHRUNG
GRAU FÜR HELL LACKIERTE AUSFÜHRUNG UND EDELSTAHL



LOCKING
FULL SIZE



ADA
10"
clearance
Layout

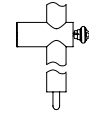
USA
standard
requirements

PBA
PATENTED
SYSTEM

PATENT
ITALY 10201800000636
USA 16/223,804

PATENT
ITALY 102018000003005
USA 16/224,030

KEY
side bolt



PUNTALE DI CHIUSURA
LATO CHIAVE
KEY SIDE BOLT
PIVOT CÔTÉ CLÉ
SCHLISSANKER AUF
DER SCHLÜSSELSEITE
SLUITSTANG AAN DE
ZIJDE VAN DE SLEUTEL

CILINDRO NON INCLUSO
CYLINDER NOT INCLUDED

PBA CAN ACCOMODATE
ANY MORTISE CYLINDER BRAND



MORTISE
CYLINDER
STANDARD



POMOLO CONFORME
NORMATIVA ADA
ADA COMPLIANT
THUMBTURN
BOULTON CORRESPON-
DANT AUX NORMES ADA
KNAUF GEMÄSS ADA
NORMEN
DEURKNOP VOLGENS
ADA NORMEN



PUNTALE REGOLABILE
ADJUSTABLE STEEL
DEAD BOLT
PIVOT RÉGLABLE
REGULIERBARER
SCHLISSANKER
REGELBARE
ONDOORZAAGBARE
SLUITSTANG

≈ 30 mm
1 31/16"



POZZETTO
ANTIPOLVERE
DUST-FREE
FLOOR SOCKET
GÂCHE ANTI-
POUSSIÈRE
ANTISTAUB
BODENBUCHSE
VLOERPOT MET
ANTI-STOFBESCHERMING

| BRAND OF COMPATIBLE RIM CYLINDER: | |
|-----------------------------------|------------|
| - ARROW | - BEST |
| - CORBIN RUSSWIN | - KABAILCO |
| - MEDECO | - SARGENT |
| - SCHLAGE | - YALE |

PAIR

TOP
LOCKING



| ART. | A | B | C | D1 | D2 | E | Ø |
|--------------------------|----------------------|---------------------|-----------------|-------------------|-------------------|--------------------|-----------------|
| KLO.FM4.000R . xx | 1050 mm 41 11/32" | 1945 mm 76 9/16" | 80 mm 3 1/8" | 75 mm 2 15/16" | 17,5 mm 11/16" | 802 mm 31 9/16" | 35 mm 1 3/8" |
| KLO.FM4.0R72 . xx | custom | 1828 mm 72" | 80 mm 3 1/8" | custom | custom | custom | 35 mm 1 3/8" |
| KLO.FM4.999R . xx | custom | custom | 80 mm 3 1/8" | custom | custom | custom | 35 mm 1 3/8" |

.XX = FINITURA
FINISH
FINITION
AFWERKUNG
AUSFÜHRUNG
page 384

INCONTRO SUPERIORE
STRIKE DETAILS
GÂCHE
ZAPFENBAND - OBERTEIL
BOVENLICHTSLUITSTUK
page 396

A RICHIESTA FINITURA ACCIAIO INOX VERNICIATO
ON REQUEST FINISH STAINLESS STEEL
POWDERCOATED
A LA DEMANDE FINITION ACIER INOXIDABLE LAQUÉ
AUF ANFRAGE AUSFÜHRUNGEN EDELSTAHL
ROSTFREI LACKIERT
OP AANVRAAG AFWERKINGEN ROESTVAST STAAL
GELAKT
page 384

DP1 = PREPARAZIONE PORTA - DOOR PREPARATION
PRÉPARATION DE LA PORTE - TÜRVORBEREITUNG
page 401

DISTANZIATORI PER PORTA A DOPPIO VETRO
SPACERS FOR DOUBLE GLAZED DOOR
ENTRETOISES POUR PORTE DOUBLE VITRAGE
ABSTANDSHALTER FÜR DOPPELGLASTÜR
KLO.KIT.99M4
page 399-400

VERSIONE SENZA SERRATURA
COMBINED NON LOCKING
MODÈLE SANS SERRURE
VERSION OHNE VERSCHLÜSS
VERSIE ZONDER SLOT
page 178

ART.
KLO.0G4.00RM
KLO.0G4.99RM
KLO.0G4.RM72

COMPONENTI:
NERO PER FINITURA VERNICIATO NERO
GRIGIO PER FINITURA VERNICIATO CHIARO E ACCIAIO INOX
EDGE COMPONENT:
BLACK FOR DARK COLOUR POWDER
GREY FOR LIGHT COLOUR POWDER AND STAINLESS STEEL

COMPOSANT
NOIR POUR FINITION LAQUEE NOIRE
GRIS POUR FINITION LAQUEE CLAIRE ET INOX
KOMPONENTEN
SCHWARZ FÜR SCHWARZ LACKIERTE AUSFÜHRUNG
GRAU FÜR HELL LACKIERTE AUSFÜHRUNG UND EDELSTAHL

I disegni riportati a catalogo sono indicativi degli ingombri.
Richiedere il disegno tecnico prima di effettuare le lavorazioni per l'installazione.
All dimensions in the catalog drawings are approximations.
Request the appropriate technical drawing before door preparation and installation.
Toutes les dimensions des dessins de catalogue sont approximatives. Demandez le dessin technique approprié avant la préparation et l'installation de la porte.
Alle Maße in den Katalogzeichnungen sind ungefähre Angaben. Fordern Sie vor der Vorbereitung und Installation der Türen die entsprechende technische Zeichnung an.



LOCKING
HALF SIZE

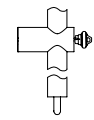
USA
standard
requirements

PBA
PATENTED
SYSTEM

PATENT
ITALY 10201800000636
USA 16/223,804

PATENT
ITALY 102018000003005
USA 16/224,030

KEY
side bolt



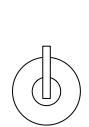
PUNTALE DI CHIUSURA
LATO CHIAVE
KEY SIDE BOLT
PIVOT CÔTÉ CLÉ
SCHLISSANKER AUF
DER SCHLÜSSELSEITE
SLUITSTANG AAN DE
ZIJDE VAN DE SLEUTEL

CILINDRO NON INCLUSO
CYLINDER NOT INCLUDED

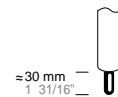
PBA CAN ACCOMMODATE
ANY MORTISE CYLINDER BRAND



MORTISE
CYLINDER
STANDARD



POMOLO CONFORME
NORMATIVA ADA
ADA COMPLIANT
THUMBTURN
BOUTON CORRESPON-
DANT AUX NORMES ADA
KNAUF GEMÄSS ADA
NORMEN
DEURKNOP VOLGENS
ADA NORMEN



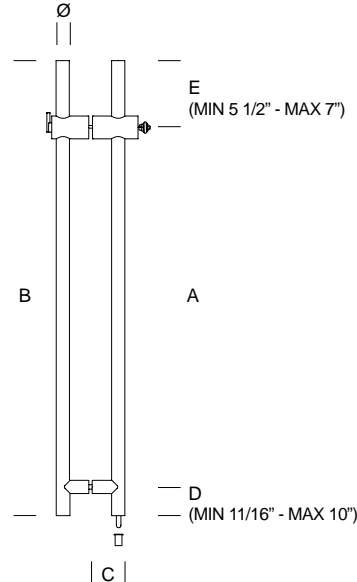

PUNTALE REGOLABILE
ADJUSTABLE STEEL
DEAD BOLT
PIVOT RÉGLABLE
REGULIERBARER
SCHLISSANKER
REGELBARE
ONDOORZAAGBARE
SLUITSTANG



POZZETTO
ANTIPOLVERE
DUST-FREE
FLOOR SOCKET
GÂCHE ANTI-
POUSSIÈRE
ANTISTAUB
BODENBUCHSE
VLOERPOT MET
ANTI-STOFBESCHERMING

BRAND OF COMPATIBLE RIM CYLINDER:

- ARROW
- CORBIN RUSSWIN
- MEDECO
- SCHLAGE
- BEST
- KABAILCO
- SARGENT
- YALE



PAIR

PAIR

BOTTOM
LOCKING



| ART. | A | B | C | D | E | Ø |
|------------------|--------------------|--------------------|-----------------|-------------------|------------------|-----------------|
| KLO.FM2.0000. xx | 1000 mm 39 3/8" | 1250 mm 49 1/4" | 80 mm 3 1/8" | 75 mm 2 15/16" | 175 mm 6 7/8" | 35 mm 1 3/8" |
| KLO.FM2.0048. xx | custom | 1219 mm 48" | 80 mm 3 1/8" | custom | custom | 35 mm 1 3/8" |
| KLO.FM2.0060. xx | custom | 1524 mm 60" | 80 mm 3 1/8" | custom | custom | 35 mm 1 3/8" |
| KLO.FM2.9999. xx | custom | custom | 80 mm 3 1/8" | custom | custom | 35 mm 1 3/8" |

.XX = FINITURA
FINISH
FINITION
AFWERKING
AUSFÜHRUNG
page 384

COMPONENTI:
NERO PER FINITURA VERNICIATO NERO
GRIGIO PER FINITURA VERNICIATO CHIARO E ACCIAIO INOX
EDGE COMPONENT:
BLACK FOR DARK COLOUR POWDER
GREY FOR LIGHT COLOUR POWDER AND STAINLESS STEEL
COMPOSANT
NOIR POUR FINITION LAQUEE NOIRE
GRIS POUR FINITION LAQUEE CLAIRES ET INOX
KOMPONENTEN
SCHWARZ FÜR SCHWARZ LACKIERTE AUSFÜHRUNG
GRAU FÜR HELL LACKIERTE AUSFÜHRUNG UND EDELSTAHL

A RICHIESTA FINITURA ACCIAIO INOX VERNICIATO
ON REQUEST FINISH STAINLESS STEEL
POWDERCOATED
A LA DEMANDE FINITION ACIER INOXIDABLE LAQUÉ
AUF ANFRAGE AUSFÜHRUNGEN EDELSTAHL
ROSTFREI LACKIERT
OP AANVRAAG AFWERKINGEN ROESTVAST STAAL
GELAKT
page 384

I disegni riportati a catalogo sono indicativi degli ingombri.
Richiedere il disegno tecnico prima di effettuare le lavorazioni per l'installazione.
All dimensions in the catalog drawings are approximations.
Request the appropriate technical drawing before door preparation and installation.
Toutes les dimensions des dessins de catalogue sont approximatives. Demandez le dessin
technique approprié avant la préparation et l'installation de la porte.
Alle Maße in den Katalogzeichnungen sind ungefähre Angaben. Fordern Sie vor der Vorberei-
tung und Installation der Türen die entsprechende technische Zeichnung an.

DP2 = PREPARAZIONE PORTA - DOOR PREPARATION
PREPARATION DE LA PORTE - TÜRVORBEREITUNG
page 402

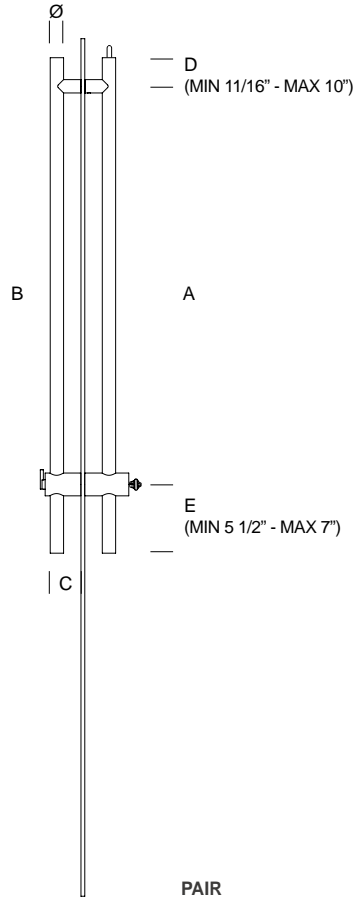

DISTANZIATORI PER PORTA A DOPPIO VETRO
SPACERS FOR DOUBLE GLAZED DOOR
ENTRETOISES POUR PORTE DOUBLE VITRAGE
ABSTANDSHALTER FÜR DOPPELGLASTÜR
KLO.KIT.99M2
page 399-400

VERSIONE SENZA SERRATURA
COMBINED NON LOCKING
MODÈLE SANS SERRURE
VERSION OHNE VERSCHLUSS
VERSION ZONDER SLOT
page 179

ART.
KLO.0G2.000M
KLO.0G2.999M
KLO.0G2.0M48
KLO.0G2.0M60



LOCKING
HALF SIZE



ADA
10"
clearance
Layout

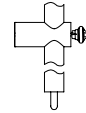
USA
standard
requirements

PBA
PATENTED
SYSTEM

PATENT
ITALY 102018000000636
USA 16/223,804

PATENT
ITALY 1020180000003005
USA 16/224,030

KEY
side bolt



PUNTALE DI CHIUSURA
LATO CHIAVE
KEY SIDE BOLT
PIVOT CÔTÉ CLÉ
SCHLISSANKER AUF
DER SCHLÜSSELSEITE
SLUITSTANG AAN DE
ZIJDE VAN DE SLEUTEL

CILINDRO NON INCLUSO
CYLINDER NOT INCLUDED

PBA CAN ACCOMODATE
ANY MORTISE CYLINDER BRAND



MORTISE
CYLINDER
STANDARD



POMOLO CONFORME
NORMATIVA ADA
ADA COMPLIANT
THUMBTURN
BOULTON CORRESPON-
DANT AUX NORMES ADA
KNAUF GEMÄSS ADA
NORMEN
DEURKNOP VOLGENS
ADA NORMEN



≈ 30 mm
1 3/16"

PUNTALE REGOLABILE
ADJUSTABLE STEEL
DEAD BOLT
PIVOT RÉGLABLE
REGULIERBARER
SCHLISSANKER
REGELBARE
ONDOORZAAGBARE
SLUITSTANG



POZZETTO
ANTIPOLVERE
DUST-FREE
FLOOR SOCKET
GÂCHE ANTI-
POUSSIÈRE
ANTISTAUB
BODENBUCHSE
VLOERPOT MET
ANTI-STOFBESCHERMING

BRAND OF COMPATIBLE RIM CYLINDER:

- ARROW
- CORBIN RUSSWIN
- MEDECO
- SCHLAGE
- BEST
- KABAILCO
- SARGENT
- YALE

| | ART. | A | B | C | D | E | Ø |
|----------------|------------------|----------------------|---------------------|-----------------|-------------------|------------------|-----------------|
| PAIR | KLO.FM2.000R. xx | 1050 mm 41 11/32" | 1300 mm 51 3/16" | 80 mm 3 1/8" | 75 mm 2 15/16" | 175 mm 6 7/8" | 35 mm 1 3/8" |
| TOP LOCKING | KLO.FM2.0R48. xx | custom | 1219 mm 48" | 80 mm 3 1/8" | custom | custom | 35 mm 1 3/8" |
| | KLO.FM2.0R60. xx | custom | 1524 mm 60" | 80 mm 3 1/8" | custom | custom | 35 mm 1 3/8" |
| | KLO.FM2.0R72. xx | custom | 1828 mm 72" | 80 mm 3 1/8" | custom | custom | 35 mm 1 3/8" |
| | KLO.FM2.999R. xx | custom | custom | 80 mm 3 1/8" | custom | custom | 35 mm 1 3/8" |

.XX = FINITURA
FINISH
FINITION
AFWERKING
AUSFÜHRUNG
page 384

INCONTRO SUPERIORE
STRIKE DETAILS
GÂCHE
ZAPFENBAND - OBERTEIL
BOVENLICHTSLUITSTUK
page 396

A RICHIESTA FINITURA ACCIAIO INOX VERNICIATO
ON REQUEST FINISH STAINLESS STEEL
POWDERCOATED
A LA DEMANDE FINITION ACIER INOXIDABLE LAQUÉE
AUF ANFRAGE AUSFÜHRUNGEN EDELSTAHL
ROSTFREI LACKIERT
OP AANVRAAG AFWERKINGEN ROESTVAST STAAL
GELAKT
page 384

DP3 = PREPARAZIONE PORTA - DOOR PREPARATION
PREPARATION DE LA PORTE - TÜRVORBEREITUNG
page 403

DISTANZIATORI PER PORTA A DOPPIO VETRO
SPACERS FOR DOUBLE GLAZED DOOR
ENTRETOISES POUR PORTE DOUBLE VITRAGE
ABSTANDSHALTER FÜR DOPPELGLASTÜR
KLO.KIT.9RM2
page 399-400

VERSIONE SENZA SERRATURA
COMBINED NON LOCKING
MODÈLE SANS SERRURE
VERSION OHNE VERSCHLUSS
VERSIE ZONDER SLOT
page 180

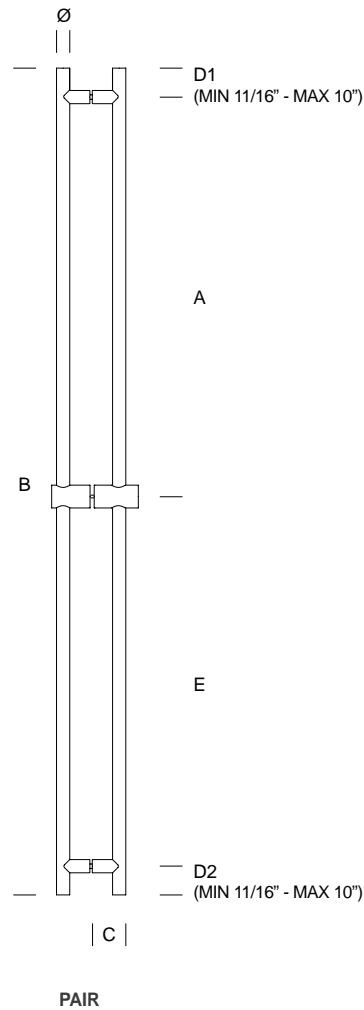

ART.
KLO.0G2.00RM
KLO.0G2.99RM
KLO.0G2.RM48
KLO.0G2.RM60
KLO.0G2.RM72

COMPONENTI:
NERO PER FINITURA VERNICIATO NERO
GRIGIO PER FINITURA VERNICIATO CHIARO E ACCIAIO INOX
EDGE COMPONENT:
BLACK FOR DARK COLOUR POWDER
GREY FOR LIGHT COLOUR POWDER AND STAINLESS STEEL
COMPOSANT
NOIR POUR FINITION LAQUEE NOIRE
GRIS POUR FINITION LAQUEE CLAIRE ET INOX
KOMPONENTEN
SCHWARZ FÜR SCHWARZ LACKIERTE AUSFÜHRUNG
GRAU FÜR HELL LACKIERTE AUSFÜHRUNG UND EDELSTAHL

I disegni riportati a catalogo sono indicativi degli ingombri.
Richiedere il disegno tecnico prima di effettuare le lavorazioni per l'installazione.
All dimensions in the catalog drawings are approximations.
Request the appropriate technical drawing before door preparation and installation.
Toutes les dimensions des dessins de catalogue sont approximatives. Demandez le dessin technique approprié avant la préparation et l'installation de la porte.
Alle Maße in den Katalogzeichnungen sind ungefähre Angaben. Fordern Sie vor der Vorbereitung und Installation der Türen die entsprechende technische Zeichnung an.



NON LOCKING
FULL SIZE



USA
standard
requirements

BACK TO BACK FIXING KIT
ALWAYS INCLUDED
SUITABLE FOR GLASS /
WOOD / METAL DOOR

| | ART. | A | B | C | D1 | D2 | E | Ø |
|------|------------------|----------------------|--------------------|-----------------|-------------------|-------------------|--------------------|-----------------|
| PAIR | KLO.0G4.000M. xx | 1050 mm 41 11/32" | 2200 mm 86 5/8" | 80 mm 3 1/8" | 75 mm 2 15/16" | 75 mm 2 15/16" | 1000 mm 39 3/8" | 35 mm 1 3/8" |
| | KLO.0G4.0M72. xx | custom | 1828 mm 72" | 80 mm 3 1/8" | custom | custom | custom | 35 mm 1 3/8" |
| | KLO.0G4.0M84. xx | custom | 2133 mm 84" | 80 mm 3 1/8" | custom | custom | custom | 35 mm 1 3/8" |
| | KLO.0G4.999M. xx | custom | custom | 80 mm 3 1/8" | custom | custom | custom | 35 mm 1 3/8" |

.XX = FINITURA
FINISH
FINITION
AFWERKING
AUSFÜHRUNG
page 384

COMPONENTI:
NERO PER FINITURA VERNICIATO NERO
GRIGIO PER FINITURA VERNICIATO CHIARO E ACCIAIO INOX
EDGE COMPONENT:
BLACK FOR DARK COLOUR POWDER
GREY FOR LIGHT COLOUR POWDER AND STAINLESS STEEL
COMPOSANT
NOIR POUR FINITION LAQUEE NOIRE
GRIS POUR FINITION LAQUEE CLAIRE ET INOX
KOMPONENTEN
SCHWARZ FÜR SCHWARZ LACKIERTE AUSFÜHRUNG
GRAU FÜR HELL LACKIERTE AUSFÜHRUNG UND EDELSTAHL

A RICHIESTA FINITURA ACCIAIO INOX VERNICIATO
ON REQUEST FINISH STAINLESS STEEL
POWDERCOATED
A LA DEMANDE FINITION ACIER INOXIDABLE LAQUÉ
AUF ANFRAGE AUSFÜHRUNGEN EDELSTAHL
ROSTFREI LACKIERT
OP AANVRAAG AFWERKINGEN ROESTVAST STAAL
GELAKT
page 384

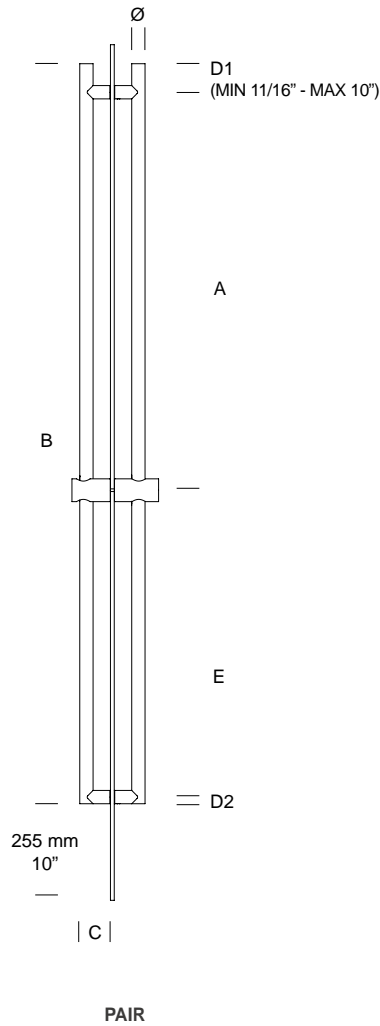

I disegni riportati a catalogo sono indicativi degli ingombri.
Richiedere il disegno tecnico prima di effettuare le lavorazioni per l'installazione.
All dimensions in the catalog drawings are approximations.
Request the appropriate technical drawing before door preparation and installation.
Toutes les dimensions des dessins de catalogue sont approximatives. Demandez le dessin technique approprié avant la préparation et l'installation de la porte.
Alle Maße in den Katalogzeichnungen sind ungefähre Angaben. Fordern Sie vor der Vorbereitung und Installation der Türen die entsprechende technische Zeichnung an.

DP1 = PREPARAZIONE PORTA - DOOR PREPARATION
PREPARATION DE LA PORTE - TÜRVORBEREITUNG
page 401

DISTANZIATORI PER PORTA A DOPPIO VETRO
SPACERS FOR DOUBLE GLAZED DOOR
ENTRETOISES POUR PORTE DOUBLE VITRAGE
ABSTANDSHALTER FÜR DOPPELGLASTÜR
KLO.KIT.99M4
page 399-400

NON LOCKING TO MATCH PULL ON
page 173

NON LOCKING
FULL SIZE



USA
standard
requirements

ADA
10"
clearance
layout

FISSAGGIO CONTRAPPOSTO INCLUSO
PER PORTE IN VETRO / LEGNO / METALLO

BACK TO BACK FIXING KIT ALWAYS INCLUDED
SUITABLE FOR GLASS / WOOD / METAL DOOR

| PAIR | ART. | A | B | C | D1 | D2 | E | Ø |
|------|------------------|----------------------|---------------------|-----------------|-------------------|-------------------|--------------------|-----------------|
| | KLO.0G4.00RM. xx | 1050 mm 41 11/32" | 1945 mm 76 9/16" | 80 mm 3 1/8" | 75 mm 2 15/16" | 17,5 mm 11/16" | 802 mm 31 9/16" | 35 mm 1 3/8" |
| | KLO.0G4.RM72. xx | custom | 1828 mm 72" | 80 mm 3 1/8" | custom | 17,5 mm 11/16" | custom | 35 mm 1 3/8" |
| | KLO.0G4.99RM. xx | custom | custom | 80 mm 3 1/8" | 75 mm 2 15/16" | 17,5 mm 11/16" | 802 mm 31 9/16" | 35 mm 1 3/8" |

.XX = FINITURA
FINISH
FINITION
AFWERKING
AUSFÜHRUNG
page 384

COMPONENTI:
NERO PER FINITURA VERNICIATO NERO
GRIGIO PER FINITURA VERNICIATO CHIARO E ACCIAIO INOX
EDGE COMPONENT:
BLACK FOR DARK COLOUR POWDER
GREY FOR LIGHT COLOUR POWDER AND STAINLESS STEEL
COMPOSANT
NOIR POUR FINITION LAQUEE NOIRE
GRIS POUR FINITION LAQUEE CLAIRE ET INOX
KOMPONENTEN
SCHWARZ FÜR SCHWARZ LACKIERTE AUSFÜHRUNG
GRAU FÜR HELL LACKIERTE AUSFÜHRUNG UND EDELSTAHL

A RICHIESTA FINITURA ACCIAIO INOX VERNICIATO
ON REQUEST FINISH STAINLESS STEEL
POWDERCOATED
A LA DEMANDE FINITION ACIER INOXIDABLE LAQUÉ
AUF ANFRAGE AUSFÜHRUNGEN EDELSTAHL
ROSTFREI LACKIERT
OP AANVRAAG AFWERKINGEN ROESTVAST STAAL
GELAKT
page 384

I disegni riportati a catalogo sono indicativi degli ingombri.
Richiedere il disegno tecnico prima di effettuare le lavorazioni per l'installazione.
All dimensions in the catalog drawings are approximations.
Request the appropriate technical drawing before door preparation and installation.
Toutes les dimensions des dessins de catalogue sont approximatives. Demandez le dessin technique approprié avant la préparation et l'installation de la porte.
Alle Maße in den Katalogzeichnungen sind ungefähre Angaben. Fordern Sie vor der Vorbereitung und Installation der Türen die entsprechende technische Zeichnung an.

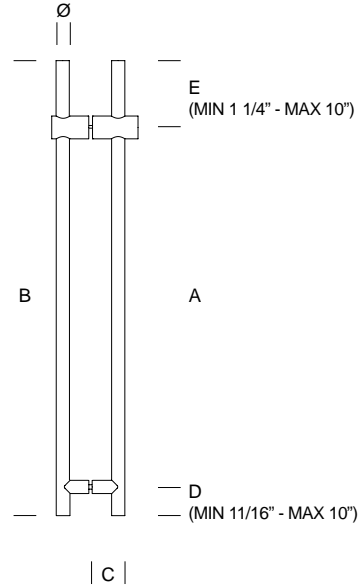

DP1 = PREPARAZIONE PORTA - DOOR PREPARATION
PREPARATION DE LA PORTE - TÜRVORBEREITUNG
page 401

DISTANZIATORI PER PORTA A DOPPIO VETRO
SPACERS FOR DOUBLE GLAZED DOOR
ENTRETOISES POUR PORTE DOUBLE VITRAGE
ABSTANDSHALTER FÜR DOPPELGLASTÜR
KLO.KIT.99M4
page 399-400

NON LOCKING TO MATCH PULL ON
page 174

NON LOCKING
HALF SIZE

USA
standard
requirements



FISSAGGIO CONTRAPPOSTO INCLUSO
PER PORTE IN VETRO / LEGNO / METALLO

BACK TO BACK FIXING KIT ALWAYS INCLUDED
SUITABLE FOR GLASS / WOOD / METAL DOOR

PAIR

| PAIR | ART. | A | B | C | D | E | Ø |
|------|------------------|--------------------|--------------------|-----------------|-------------------|------------------|-----------------|
| | KLO.0G2.000M. xx | 1000 mm 39 3/8" | 1250 mm 49 1/4" | 80 mm 3 1/8" | 75 mm 2 15/16" | 175 mm 6 7/8" | 35 mm 1 3/8" |
| | KLO.0G2.0M48. xx | custom | 1219 mm 48" | 80 mm 3 1/8" | custom | custom | 35 mm 1 3/8" |
| | KLO.0G2.0M60. xx | custom | 1524 mm 60" | 80 mm 3 1/8" | custom | custom | 35 mm 1 3/8" |
| | KLO.0G2.999M. xx | custom | custom | 80 mm 3 1/8" | custom | custom | 35 mm 1 3/8" |

.XX = FINITURA
FINISH
FINITION
AFWERKING
AUSFÜHRUNG
page 384

COMPONENTI:
NERO PER FINITURA VERNICIATO NERO
GRIGIO PER FINITURA VERNICIATO CHIARO E ACCIAIO INOX
EDGE COMPONENT:
BLACK FOR DARK COLOUR POWDER
GREY FOR LIGHT COLOUR POWDER AND STAINLESS STEEL
COMPOSANT
NOIR POUR FINITION LAQUEE NOIRE
GRIS POUR FINITION LAQUEE CLAIRE ET INOX
KOMPONENTEN
SCHWARZ FÜR SCHWARZ LACKIERTE AUSFÜHRUNG
GRAU FÜR HELL LACKIERTE AUSFÜHRUNG UND EDELSTAHL

A RICHIESTA FINITURA ACCIAIO INOX VERNICIATO
ON REQUEST FINISH STAINLESS STEEL
POWDERCOATED
A LA DEMANDE FINITION ACIER INOXIDABLE LAQUÉ
AUF ANFRAGE AUSFÜHRUNGEN EDELSTAHL
ROSTFREI LACKIERT
OP AANVRAAG AFWERKINGEN ROESTVAST STAAL
GELAKT
page 384

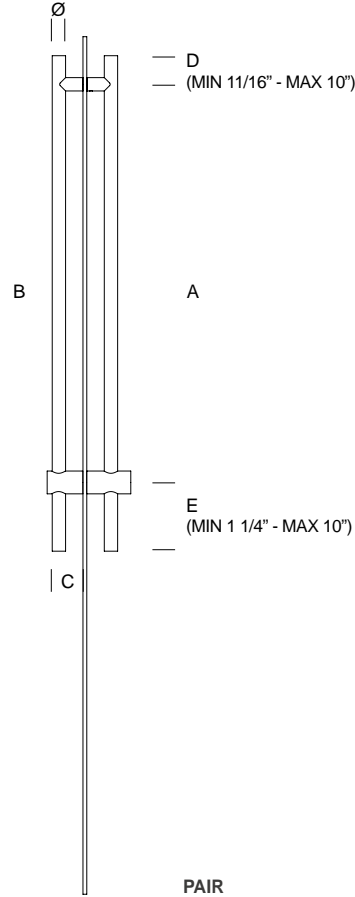

I disegni riportati a catalogo sono indicativi degli ingombri.
Richiedere il disegno tecnico prima di effettuare le lavorazioni per l'installazione.
All dimensions in the catalog drawings are approximations.
Request the appropriate technical drawing before door preparation and installation.
Toutes les dimensions des dessins de catalogue sont approximatives. Demandez le dessin technique approprié avant la préparation et l'installation de la porte.
Alle Maße in den Katalogzeichnungen sind ungefähre Angaben. Fordern Sie vor der Vorbereitung und Installation der Türen die entsprechende technische Zeichnung an.

DP2 = PREPARAZIONE PORTA - DOOR PREPARATION
PREPARATION DE LA PORTE - TÜRVORBEREITUNG
page 402

DISTANZIATORI PER PORTA A DOPPIO VETRO
SPACERS FOR DOUBLE GLAZED DOOR
ENTRETOISES POUR PORTE DOUBLE VITRAGE
ABSTANDSHALTER FÜR DOPPELGLASTÜR
KLO.KIT.99M2
page 399-400

NON LOCKING TO MATCH PULL ON
page 175

NON LOCKING
HALF SIZE



USA
standard
requirements

ADA
10"
clearance
Layout

FISSAGGIO CONTRAPPOSTO INCLUSO
PER PORTE IN VETRO / LEGNO / METALLO
BACK TO BACK FIXING KIT ALWAYS INCLUDED
SUITABLE FOR GLASS / WOOD / METAL DOOR

| PAIR | ART. | A | B | C | D | E | Ø |
|------|------------------|----------------------|---------------------|-----------------|-------------------|------------------|-----------------|
| | KLO.0G2.00RM. xx | 1050 mm 41 11/32" | 1300 mm 51 3/16" | 80 mm 3 1/8" | 75 mm 2 15/16" | 175 mm 6 7/8" | 35 mm 1 3/8" |
| | KLO.0G2.RM48. xx | custom | 1219 mm 48" | 80 mm 3 1/8" | custom | custom | 35 mm 1 3/8" |
| | KLO.0G2.RM60. xx | custom | 1524 mm 60" | 80 mm 3 1/8" | custom | custom | 35 mm 1 3/8" |
| | KLO.0G2.RM72. xx | custom | 1828 mm 72" | 80 mm 3 1/8" | custom | custom | 35 mm 1 3/8" |
| | KLO.0G2.99RM. xx | custom | custom | 80 mm 3 1/8" | custom | custom | 35 mm 1 3/8" |

.XX = FINITURA
FINISH
FINITION
AFWERKING
AUSFÜHRUNG
page 384

COMPONENTI:
NERO PER FINITURA VERNICIATO NERO
GRIGIO PER FINITURA VERNICIATO CHIARO E ACCIAIO INOX
EDGE COMPONENT:
BLACK FOR DARK COLOUR POWDER
GREY FOR LIGHT COLOUR POWDER AND STAINLESS STEEL
COMPOSANT
NOIR POUR FINITION LAQUEE NOIRE
GRIS POUR FINITION LAQUEE CLAIRE ET INOX
KOMPONENTEN
SCHWARZ FÜR SCHWARZ LACKIERTE AUSFÜHRUNG
GRAU FÜR HELL LACKIERTE AUSFÜHRUNG UND EDELSTAHL

A RICHIESTA FINITURA ACCIAIO INOX VERNICIATO
ON REQUEST FINISH STAINLESS STEEL
POWDERCOATED
A LA DEMANDE FINITION ACIER INOXIDABLE LAQUÉ
AUF ANFRAGE AUSFÜHRUNGEN EDELSTAHL
ROSTFREI LACKIERT
OP AANVRAAG AFWERKINGEN ROESTVAST STAAL
GELAKT
page 384

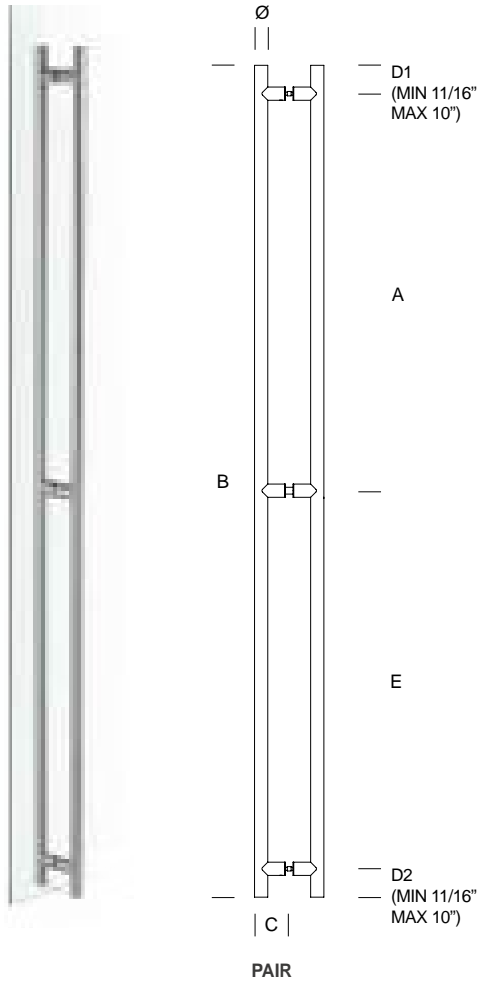
I disegni riportati a catalogo sono indicativi degli ingombri.
Richiedere il disegno tecnico prima di effettuare le lavorazioni per l'installazione.
All dimensions in the catalog drawings are approximations.
Request the appropriate technical drawing before door preparation and installation.
Toutes les dimensions des dessins de catalogue sont approximatives. Demandez le dessin technique approprié avant la préparation et l'installation de la porte.
Alle Maße in den Katalogzeichnungen sind ungefähre Angaben. Fordern Sie vor der Vorbereitung und Installation der Türen die entsprechende technische Zeichnung an.

DP3 = PREPARAZIONE PORTA - DOOR PREPARATION
PREPARATION DE LA PORTE - TÜRVORBEREITUNG
page 403

DISTANZIATORI PER PORTA A DOPPIO VETRO
SPACERS FOR DOUBLE GLAZED DOOR
ENTRETOISES POUR PORTE DOUBLE VITRAGE
ABSTANDSHALTER FÜR DOPPELGLASTÜR
KLO.KIT.9RM2
page 399-400

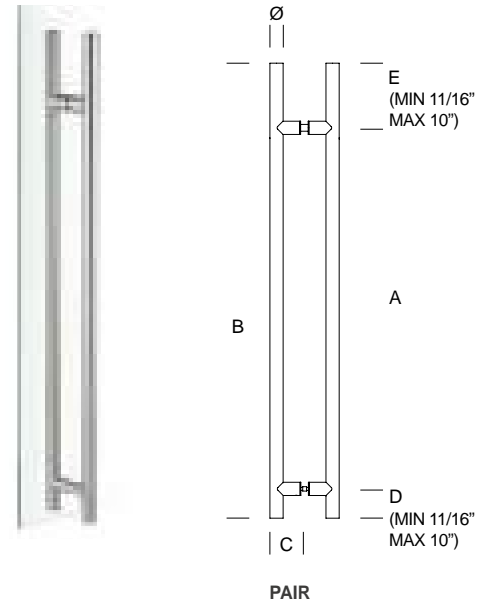
NON LOCKING TO MATCH PULL ON
page 176

UNIVERSAL
NO LOCKING
FULL SIZE



| ART. | A | B | C | D1/D2 | E | Ø |
|---------------------------------|--------|--------|-----------------|--------|--------|-----------------|
| KLO.0G4.9999 .xx PAIR | custom | custom | 80 mm 3 1/8" | custom | custom | 35 mm 1 3/8" |

UNIVERSAL
NO LOCKING
HALF SIZE



| ART. | A | B | C | D | E | Ø |
|---------------------------------|--------|--------|-----------------|--------|--------|-----------------|
| KLO.0G2.9999 .xx PAIR | custom | custom | 80 mm 3 1/8" | custom | custom | 35 mm 1 3/8" |

.XX = FINITURA
FINISH
FINITION
AFWERKING
AUSFÜHRUNG
page 384

COMPONENTI:
NERO PER FINITURA VERNICIATO NERO
GRIGIO PER FINITURA VERNICIATO CHIARO E ACCIAIO INOX
EDGE COMPONENT:
BLACK FOR DARK COLOUR POWDER
GREY FOR LIGHT COLOUR POWDER AND STAINLESS STEEL
COMPOSANT
NOIR POUR FINITION LAQUEE NOIRE
GRIS POUR FINITION LAQUEE CLAIRE ET INOX
KOMPONENTEN
SCHWARZ FÜR SCHWARZ LACKIERTE AUSFÜHRUNG
GRAU FÜR HELL LACKIERTE AUSFÜHRUNG UND EDELSTAHL

A RICHIESTA FINITURA ACCIAIO INOX VERNICIATO
ON REQUEST FINISH STAINLESS STEEL
POWDERCOATED
A LA DEMANDE FINITION ACIER INOXIDABLE LAQUÉ
AUF ANFRAGE AUSFÜHRUNGEN EDELSTAHL
ROSTFREI LACKIERT
OP AANVRAAG AFWERKINGEN ROESTVAST STAAL
GELAKT
page 384

I disegni riportati a catalogo sono indicativi degli ingombri.
Richiedere il disegno tecnico prima di effettuare le lavorazioni per l'installazione.
All dimensions in the catalog drawings are approximations.
Request the appropriate technical drawing before door preparation and installation.
Toutes les dimensions des dessins de catalogue sont approximatives. Demandez le dessin technique approprié avant la préparation et l'installation de la porte.
Alle Maße in den Katalogzeichnungen sind ungefähre Angaben. Fordern Sie vor der Vorbereitung und Installation der Türen die entsprechende technische Zeichnung an.

PREPARAZIONE PORTA - DOOR PREPARATION
PRÉPARATION DE LA PORTE - TÜRVORBEREITUNG:
DP4 (UNIVERSAL NO LOCKING FULL SIZE)
DP5 (UNIVERSAL NO LOCKING HALF SIZE)
page 404-405

DISTANZIATORI PER PORTA A DOPPIO VETRO
SPACERS FOR DOUBLE GLAZED DOOR
ENTRETOISES POUR PORTE DOUBLE VITRAGE
ABSTANDSHALTER FÜR DOPPELGLASTÜR:
2CC.KIT.0010 (UNIVERSAL NO LOCKING FULL SIZE)
2CC.KIT.0009 (UNIVERSAL NO LOCKING HALF SIZE)
page 399-400

FISSAGGIO CONTRAPPOSTO INCLUSO
PER PORTE IN VETRO / LEGNO / METALLO
BACK TO BACK FIXING KIT ALWAYS INCLUDED
SUITABLE FOR GLASS / WOOD / METAL DOOR

PLACCA / PIASTRA A MISURA IN ACCIAIO INOX - STAINLESS STEEL PLATE / PLAQUE ON REQUEST

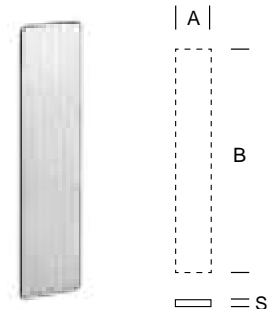
| ART. | A | B | S |
|-------------------------|---|---|------|
| 2MM.PLA.9999 .xx | | | 2 mm |

Disponibile con fori per fissaggio con viti o senza fori per incollaggio.
Fissaggi non inclusi.

Available with holes for fixing with screws or without holes for gluing.
Fixings not included

.XX = FINITURA
FINISH
FINITION
AFWERKING
AUSFÜHRUNG
page 384

A RICHIESTA FINITURA ACCIAIO INOX VERNICIATO
ON REQUEST FINISH STAINLESS STEEL
POWDERCOATED
A LA DEMANDE FINITION ACIER INOXIDABLE LAQUÉ
AUF ANFRAGE AUSFÜHRUNGEN EDELSTAHL
ROSTFREI LACKIERT
OP AANVRAAG AFWERKINGEN ROESTVAST STAAL
GELAKT
page 384



PROGRAMMA K-LOCK KLR
LEAN



SUPPORTO
POST

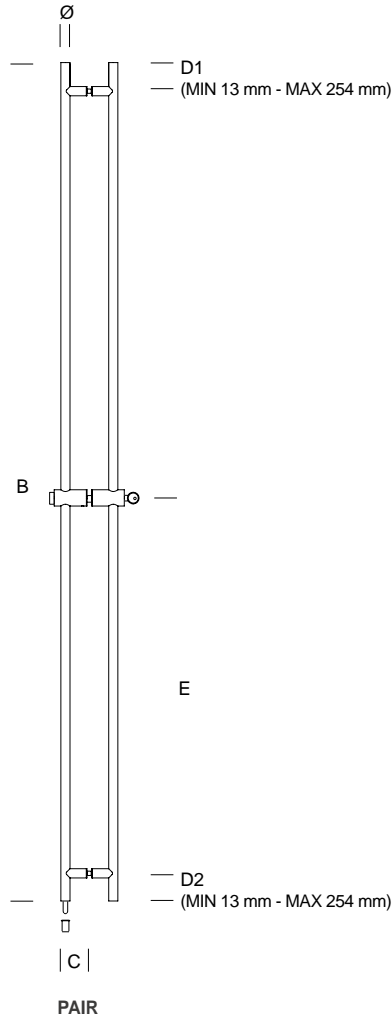










CILINDRO PROFILO EUROPEO
EUROPEAN CYLINDER















CILINDRO PROFILO AMERICANO RIM
AMERICAN RIM CYLINDER

LOCKING
FULL SIZE



-  EUROPEAN
PROFIL CYLINDER
INCLUDED
-  PUNTALE REGOLABILE
ADJUSTABLE STEEL
DEAD BOLT
-  PIVOT RÉGLABLE
REGULIERBARER
SCHLISSANKER
-  REGBARE
ONDOORZAAGBARE
SLUITSTANG
-  POZZETTO
ANTIPOLVERE
DUST-FREE
FLOOR SOCKET
-  GÂCHE ANTI-
POUSSIÈRE
-  ANTSTAUB
BODENBUCHSE
-  VLOERPOT MET
ANTI-STOFBESCHERMING

| PAIR | ART. | A | B | C | D1 | D2 | E | Ø |
|---|------------------|---|---|-------|---|---|---|-------|
|  | KLR.Y04.0000 .xx | 1050 mm | 2200 mm | 72 mm | 75 mm | 75 mm | 1000 mm | 25 mm |
| | KLR.Y04.9990 .xx |  |  | 72 mm |  |  |  | 25 mm |
|  | KLR.Y06.0000 .xx | 1050 mm | 2200 mm | 72 mm | 75 mm | 75 mm | 1000 mm | 25 mm |
| | KLR.Y06.9999 .xx |  |  | 72 mm |  |  |  | 25 mm |

.XX = FINITURA
FINISH
FINITION
AFWERKING
AUSFÜHRUNG
page 384

INCONTRO SUPERIORE
STRIKE DETAILS
GÂCHE
ZAPFENBAND - OBERTEIL
BOVENLICHTSLUITSTUK
page 396

A RICHIESTA FINITURA ACCIAIO INOX VERNICIATO
ON REQUEST FINISH STAINLESS STEEL
POWDERCOATED
A LA DEMANDE FINITION ACIER INOXIDABLE LAQUEE
AUF ANFRAGE AUSFÜHRUNGEN EDELSTAHL
ROSTFREI LACKIERT
OP AANVRAAG AFWERKINGEN ROESTVAST STAAL
GELAKT
page 384

DP1 = PREPARAZIONE PORTA - DOOR PREPARATION
PREPARATION DE LA PORTE - TÜRVORBEREITUNG
page 401

A RICHIESTA DISTANZIATORI PER PORTA A DOPPIO VETRO
ON REQUEST SPACERS FOR DOUBLE GLAZED DOOR
A LA DEMANDE ENTRETOISES POUR PORTE DOUBLE VITRAGE
AUF ANFRAGE ABSTANDSHALTER FÜR DOPPELGLASTÜR
page 185

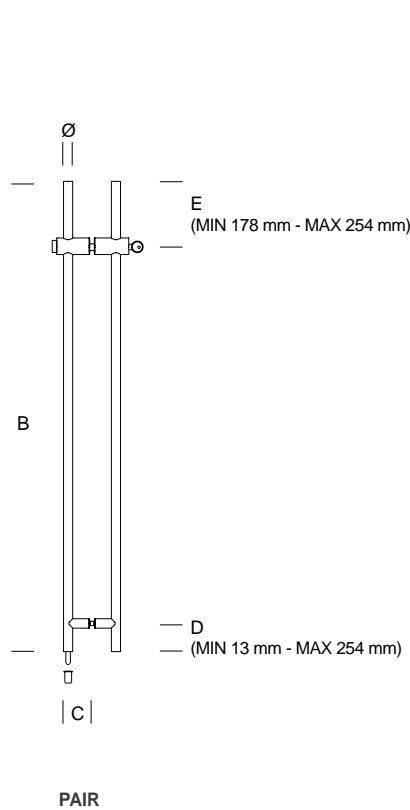

VERSIONE SENZA SERRATURA
COMBINED NON LOCKING
MODÈLE SANS SERRURE
VERSION OHNE VERSCHLUSS
VERSIE ZONDER SLOT
page 185

ART.
KLR.Y02.000G
KLR.Y02.999G

COMPONENTI:
NERO PER FINITURA VERNICIATO NERO
GRIGIO PER FINITURA VERNICIATO CHIARO E ACCIAIO INOX
EDGE COMPONENT:
BLACK FOR LIGHT COLOUR POWDER
GREY FOR LIGHT COLOUR POWDER AND STAINLESS STEEL
COMPOSANT
NOIR POUR FINITION LAQUEE NOIRE
GRIS POUR FINITION LAQUEE CLAIRES ET INOX
KOMPONENTEN
SCHWARZ FÜR SCHWARZ LACKIERTE AUSFÜHRUNG
GRAU FÜR HELL LACKIERTE AUSFÜHRUNG UND EDELSTAHL

I disegni riportati a catalogo sono indicativi degli ingombri.
Richiedere il disegno tecnico prima di effettuare le lavorazioni per l'installazione.
All dimensions in the catalog drawings are approximations.
Request the appropriate technical drawing before door preparation and installation.
Toutes les dimensions des dessins de catalogue sont approximatives. Demandez le dessin technique approprié avant la préparation et l'installation de la porte.
Alle Maße in den Katalogzeichnungen sind ungefähre Angaben. Fordern Sie vor der Vorbereitung und Installation der Türen die entsprechende technische Zeichnung an.

LOCKING
HALF SIZE



EUROPEAN
PROFIL CYLINDER
INCLUDED



PUNTALE REGOLABILE
ADJUSTABLE STEEL
DEAD BOLT
PIVOT RÉGLABLE
REGULIERBARER
SCHLISSANKER
REGELBARE
ONDOORZAAGBARE
SLUITSTANG

= 30 mm
1 31/16"



POZZETTO
ANTIPOLVERE
DUST-FREE
FLOOR SOCKET
GÂCHE ANTI-
POUSSIERE
ANTISTAUB
BODENBUCHSE
VLOERPOT MET
ANTI-STOFBESCHERMING

PAIR

| PAIR | ART. | A | B | C | D | E | Ø |
|------|-----------------|---------|---------|-------|-------|-------|-------|
| | KLR.Y02.0000.xx | 1000 mm | 1250 mm | 72 mm | 75 mm | 85 mm | 25 mm |
| | KLR.Y02.9999.xx | ☉ | ☉ | 72 mm | ☉ | ☉ | 25 mm |

.XX = FINITURA
FINISH
FINITION
AFWERKING
AUSFÜHRUNG
page 384

COMPONENTI:
NERO PER FINITURA VERNICIATO NERO
GRIGIO PER FINITURA VERNICIATO CHIARO E ACCIAIO INOX
EDGE COMPONENT:
BLACK FOR DARK COLOUR POWDER
GREY FOR LIGHT COLOUR POWDER AND STAINLESS STEEL
COMPOSANT
NOIR POUR FINITION LAQUEE NOIRE
GRIS POUR FINITION LAQUEE CLAIRE ET INOX
KOMPONENTEN
SCHWARZ FÜR SCHWARZ LACKIERTE AUSFÜHRUNG
GRAU FÜR HELL LACKIERTE AUSFÜHRUNG UND EDELSTAHL

A RICHIESTA FINITURA ACCIAIO INOX VERNICIATO
ON REQUEST FINISH STAINLESS STEEL
POWDERCOATED
A LA DEMANDE FINITION ACIER INOXIDABLE LAQUE
AUF ANFRAGE AUSFÜHRUNGEN EDELSTAHL
ROSTFREI LACKIERT
OP AANVRAAG AFWERKINGEN ROESTVAST STAAL
GELAKT
page 384

I disegni riportati a catalogo sono indicativi degli ingombri.
Richiedere il disegno tecnico prima di effettuare le lavorazioni per l'installazione.
All dimensions in the catalog drawings are approximations.
Request the appropriate technical drawing before door preparation and installation.

Toutes les dimensions des dessins de catalogue sont approximatives. Demandez le dessin technique approprié avant la préparation et l'installation de la porte.
Alle Maße in den Katalogzeichnungen sind ungefähre Angaben. Fordern Sie vor der Vorbereitung und Installation der Türen die entsprechende technische Zeichnung an.

DP2 = PREPARAZIONE PORTA - DOOR PREPARATION
PREPARATION DE LA PORTE - TÜRVORBEREITUNG
page 402

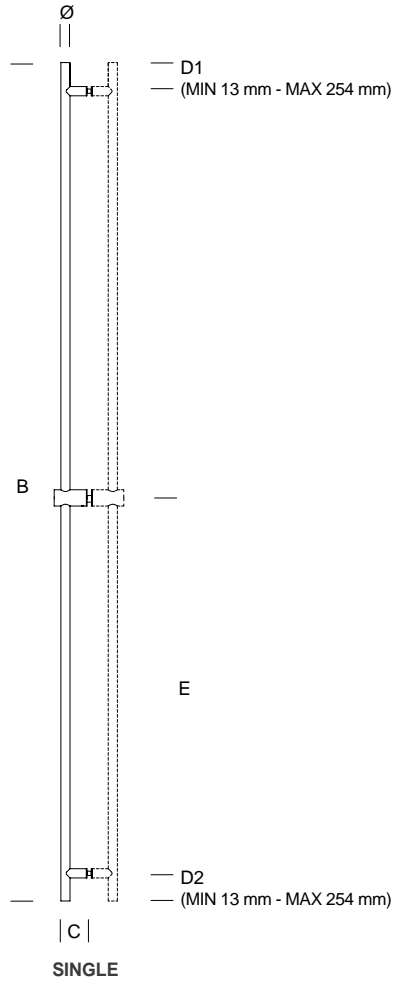
A RICHIESTA DISTANZIATORI PER PORTA A DOPPIO VETRO
ON REQUEST SPACERS FOR DOUBLE GLAZED DOOR
A LA DEMANDE ENTRETOISES POUR PORTE DOUBLE VITRAGE
AUF ANFRAGE ABSTANDSHALTER FÜR DOPPELGLASTÜR

VERSIONE SENZA SERRATURA
COMBINED NON LOCKING
MODÈLE SANS SERRURE
VERSION OHNE VERSCHLUSS
VERSIE ZONDER SLOT
page 186

ART.
KLR.Y01.000G
KLR.Y01.999G



NON LOCKING
FULL SIZE



| | ART. | A | B | C | D1 | D1 | E | Ø |
|--------|-----------------|---------|---------|-------|-------|-------|---------|-------|
| SINGLE | KLR.Y02.000G.xx | 1050 mm | 2200 mm | 72 mm | 75 mm | 75 mm | 1000 mm | 25 mm |
| | KLR.Y02.999G.xx | ☉ | ☉ | 72 mm | ☉ | ☉ | ☉ | 25 mm |

.XX = FINITURA
FINISH
FINITION
AFWERKING
AUSFÜHRUNG
page 384

COMPONENTI:
NERO PER FINITURA VERNICIATO NERO
GRIGIO PER FINITURA VERNICIATO CHIARO E ACCIAIO INOX
EDGE COMPONENT:
BLACK FOR DARK COLOUR POWDER
GREY FOR LIGHT COLOUR POWDER AND STAINLESS STEEL
COMPOSANT
NOIR POUR FINITION LAQUEE NOIRE
GRIS POUR FINITION LAQUEE CLAIRE ET INOX
KOMPONENTEN
SCHWARZ FÜR SCHWARZ LACKIERTE AUSFÜHRUNG
GRAU FÜR HELL LACKIERTE AUSFÜHRUNG UND EDELSTAHL

A RICHIESTA FINITURA ACCIAIO INOX VERNICIATO
ON REQUEST FINISH STAINLESS STEEL
POWDERCOATED
A LA DEMANDE FINITION ACIER INOXIDABLE LAQUÉ
AUF ANFRAGE AUSFÜHRUNGEN EDELSTAHL
ROSTFREI LACKIERT
OP AANVRAAG AFWERKINGEN ROESTVAST STAAL
GELAKT
page 384

I disegni riportati a catalogo sono indicativi degli ingombri.
Richiedere il disegno tecnico prima di effettuare le lavorazioni per l'installazione.
All dimensions in the catalog drawings are approximations.
Request the appropriate technical drawing before door preparation and installation.
Toutes les dimensions des dessins de catalogue sont approximatives. Demandez le dessin technique approprié avant la préparation et l'installation de la porte.
Alle Maße in den Katalogzeichnungen sind ungefähre Angaben. Fordern Sie vor der Vorbereitung und Installation der Türen die entsprechende technische Zeichnung an.

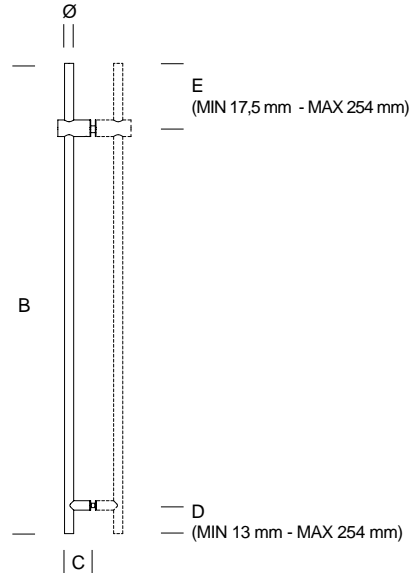

DP4 = PREPARAZIONE PORTA - DOOR PREPARATION
PREPARATION DE LA PORTE - TÜRVORBEREITUNG
page 404

A RICHIESTA DISTANZIATORI PER PORTA A DOPPIO VETRO
ON REQUEST SPACERS FOR DOUBLE GLAZED DOOR
A LA DEMANDE ENTRETOISES POUR PORTE DOUBLE VITRAGE
AUF ANFRAGE ABSTANDSHALTER FÜR DOPPELGLASTÜR

NON LOCKING TO MATCH PULL ON
page 183

FISSAGGI D VENDUTI SEPARATAMENTE
FIXING D SOLD SEPARATELY
page 390

NON LOCKING
HALF SIZE



SINGLE

| | ART. | A | B | C | D | E | Ø |
|--------|-----------------|---------|---------|-------|-------|-------|-------|
| SINGLE | KLR.Y01.000G.xx | 1000 mm | 1250 mm | 72 mm | 75 mm | 85 mm | 25 mm |
| | KLR.Y01.999G.xx | ☉ | ☉ | 72 mm | ☉ | ☉ | 25 mm |

.XX = FINITURA
FINISH
FINITION
AFWERKING
AUSFÜHRUNG
page 384

COMPONENTI:
NERO PER FINITURA VERNICIATO NERO
GRIGIO PER FINITURA VERNICIATO CHIARO E ACCIAIO INOX
EDGE COMPONENT:
BLACK FOR DARK COLOUR POWDER
GREY FOR LIGHT COLOUR POWDER AND STAINLESS STEEL
COMPOSANT
NOIR POUR FINITION LAQUEE NOIRE
GRIS POUR FINITION LAQUEE CLAIRE ET INOX
KOMPONENTEN
SCHWARZ FÜR SCHWARZ LACKIERTE AUSFÜHRUNG
GRAU FÜR HELL LACKIERTE AUSFÜHRUNG UND EDELSTAHL

A RICHIESTA FINITURA ACCIAIO INOX VERNICIATO
ON REQUEST FINISH STAINLESS STEEL
POWDERCOATED
A LA DEMANDE FINITION ACIER INOXIDABLE LAQUÉ
AUF ANFRAGE AUSFÜHRUNGEN EDELSTAHL
ROSTFREI LACKIERT
OP AANVRAAG AFWERKINGEN ROESTVAST STAAL
GELAKT
page 384

I disegni riportati a catalogo sono indicativi degli ingombri.
Richiedere il disegno tecnico prima di effettuare le lavorazioni per l'installazione.
All dimensions in the catalog drawings are approximations.
Request the appropriate technical drawing before door preparation and installation.
Toutes les dimensions des dessins de catalogue sont approximatives. Demandez le dessin technique approprié avant la préparation et l'installation de la porte.
Alle Maße in den Katalogzeichnungen sind ungefähre Angaben. Fordern Sie vor der Vorbereitung und Installation der Türen die entsprechende technische Zeichnung an.

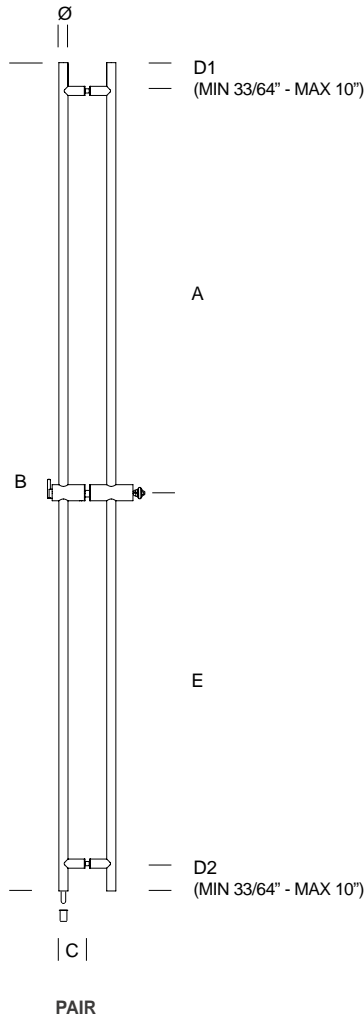

DP2 = PREPARAZIONE PORTA - DOOR PREPARATION
PREPARATION DE LA PORTE - TÜRVORBEREITUNG
page 402

A RICHIESTA DISTANZIATORI PER PORTA A DOPPIO VETRO
ON REQUEST SPACERS FOR DOUBLE GLAZED DOOR
A LA DEMANDE ENTRETOISES POUR PORTE DOUBLE VITRAGE
AUF ANFRAGE ABSTANDSHALTER FÜR DOPPELGLASTÜR

NON LOCKING TO MATCH PULL ON
page 184

FISSAGGI D VENDUTI SEPARATAMENTE
FIXING D SOLD SEPARATELY
page 390

LOCKING
FULL SIZE



PBA
PATENTED
SYSTEM

PATENT
102019000012465

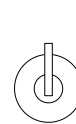
CILINDRO NON INCLUSO
CYLINDER NOT INCLUDED



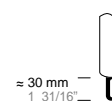
RIM CYLINDER
WITH IC



RIM CYLINDER



POMOLO CONFORME
NORMATIVA ADA
ADA COMPLIANT
THUMBTURN
BOUTON CORRESPON-
DANT AUX NORMES ADA
KNAUF GEMÄSS ADA
NORMEN
DEURKNOP VOLGENS
ADA NORMEN



PUNTALE REGOLABILE
ADJUSTABLE STEEL
DEAD BOLT
PIVOT RÉGLABLE
REGULIERBARER
SCHLIESSANKER
REGELBARE
ONDOORZAAGBARE
SLUITSTANG



POZZETTO
ANTIPOLVERE
DUST-FREE
FLOOR SOCKET
GÂCHE ANTI-
POUSSIÈRE
ANTISTAUB
BODENBUCHSE
VLOERPOT MET
ANTI-STOFBESCHERMING

BRAND OF COMPATIBLE RIM CYLINDER:

- ARROW
- CORBIN RUSSWIN
- MEDECO
- SCHLAGE
- BEST
- KABAILCO
- SARGENT
- YALE

| | ART. | A | B | C | D1 | D1 | E | Ø |
|-------------------------------|------------------|----------------------|--------------------|-------------------|-------------------|-------------------|--------------------|-------------|
| PAIR BOTTOM LOCKING | KLR.004.000U. xx | 1050 mm 41 11/32" | 2200 mm 86 5/8" | 72 mm 2 27/32" | 75 mm 2 15/16" | 75 mm 2 15/16" | 1000 mm 39 3/8" | 25 mm 1" |
| | KLR.004.0U72. xx | custom | 1828 mm 72" | 72 mm 2 27/32" | custom | custom | custom | 25 mm 1" |
| | KLR.004.0U84. xx | custom | 2133 mm 84" | 72 mm 2 27/32" | custom | custom | custom | 25 mm 1" |
| | KLR.004.999U. xx | custom | custom | 72 mm 2 27/32" | custom | custom | custom | 25 mm 1" |
| PAIR TOP/BOTTOM LOCKING | KLR.006.000U. xx | 1050 mm 41 11/32" | 2200 mm 86 5/8" | 72 mm 2 27/32" | 75 mm 2 15/16" | 75 mm 2 15/16" | 1000 mm 39 3/8" | 25 mm 1" |
| | KLR.006.999U. xx | custom | custom | 72 mm 2 27/32" | custom | custom | custom | 25 mm 1" |

.XX = FINITURA
FINISH
FINITION
AFWERKUNG
AUSFÜHRUNG
page 384

INCONTRO SUPERIORE
STRIKE DETAILS
GÂCHE
ZAPFENBAND - OBERTEIL
BOVENLICHTSLUITSTUK
page 396

A RICHIESTA FINITURA ACCIAIO INOX VERNICIATO
ON REQUEST FINISH STAINLESS STEEL
POWDERCOATED
A LA DEMANDE FINITION ACIER INOXIDABLE LAQUÉE
AUF ANFRAGE AUSFÜHRUNGEN EDELSTAHL
ROSTFREI LACKIERT
OP AANVRAAG AFWERKINGEN ROESTVAST STAAL
GELAKT
page 384

DP1 = PREPARAZIONE PORTA - DOOR PREPARATION
PREPARATION DE LA PORTE - TÜRVORBEREITUNG
page 401

DISTANZIATORI PER PORTA A DOPPIO VETRO
SPACERS FOR DOUBLE GLAZED DOOR
ENTRETOISES POUR PORTE DOUBLE VITRAGE
ABSTANDSHALTER FÜR DOPPELGLASTÜR
KLR.KIT.99U4
page 399-400

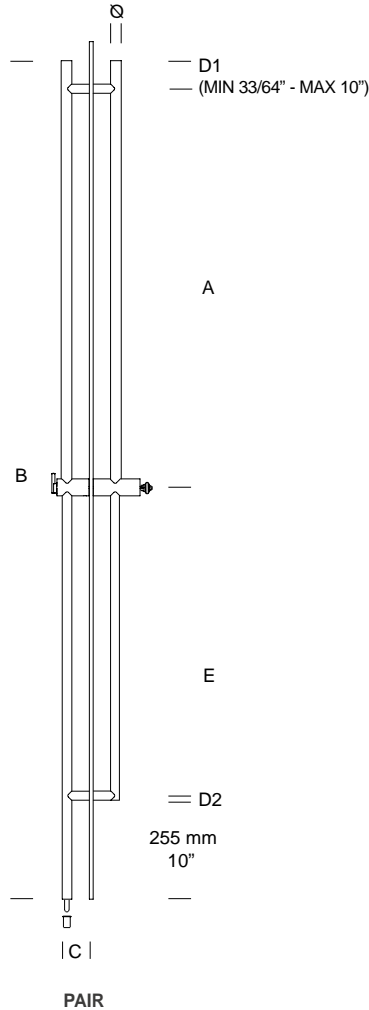
VERSIONE SENZA SERRATURA
COMBINED NON LOCKING
MODÈLE SANS SERRURE
VERSION OHNE VERSCHLUSS
VERSIE ZONDER SLOT
page 193

ART.
KLR.0G4.000U
KLR.0G4.999U
KLR.0G4.0U72
KLR.0G4.0U84

COMPONENTI:
NERO PER FINITURA VERNICIATO NERO
GRIGIO PER FINITURA VERNICIATO CHIARO E ACCIAIO INOX
EDGE COMPONENT:
BLACK FOR DARK COLOUR POWDER
GREY FOR LIGHT COLOUR POWDER AND STAINLESS STEEL
COMPOSANT
NOIR POUR FINITION LAQUEE NOIRE
GRIS POUR FINITION LAQUEE CLAIRE ET INOX
KOMPONENTEN
SCHWARZ FÜR SCHWARZ LACKIERTE AUSFÜHRUNG
GRAU FÜR HELL LACKIERTE AUSFÜHRUNG UND EDELSTAHL

I disegni riportati a catalogo sono indicativi degli ingombri.
Richiedere il disegno tecnico prima di effettuare le lavorazioni per l'installazione.
All dimensions in the catalog drawings are approximations.
Request the appropriate technical drawing before door preparation and installation.
Toutes les dimensions des dessins de catalogue sont approximatives. Demandez le dessin technique approprié avant la préparation et l'installation de la porte.
Alle Maße in den Katalogzeichnungen sind ungefähre Angaben. Fordern Sie vor der Vorbereitung und Installation der Türen die entsprechende technische Zeichnung an.

LOCKING
FULL SIZE



USA
standard
requirements

ADA
10"
clearance
layout

P B A
PATENTED
SYSTEM

PATENT
102019000012465

CILINDRO NON INCLUSO
CYLINDER NOT INCLUDED



POMOLO CONFORME
NORMATIVA ADA
ADA COMPLIANT
THUMBTURN
BOULTON CORRESPON-
DANT AUX NORMES ADA
KNAUF GEMÄSS ADA
NORMEN
DEURKNOP VOLGENS
ADA NORMEN

PUNTALE REGOLABILE
ADJUSTABLE STEEL
DEAD BOLT
PIVOT RÉGLABLE
REGULIERBARER
SCHLISSANKER
REGELBARE
ONDORZAAAGBARE
SLUITSTANG

≈ 30 mm
1 31/16"

POZZETTO
ANTIPOLVERE
DUST-FREE
FLOOR SOCKET
GÂCHE ANTI-
POUSSIÈRE
ANTISTAUB
BODENBUCHSE
VLOERPOT MET
ANTI-STOFBESCHERMING

BRAND OF COMPATIBLE RIM CYLINDER:
- ARROW - BEST
- CORBIN RUSSWIN - KABAILCO
- MEDECO - SARGENT
- SCHLAGE - YALE

| | ART. | A | B | C | D1 | D2 | E | Ø |
|-------------------|------------------|----------------------|--------------------|-------------------|-------------------|-----------------|---------------------|-------------|
| PAIR | KLR.004.00TU. xx | 1050 mm 41 11/32" | 2200 mm 86 5/8" | 72 mm 2 27/32" | 75 mm 2 15/16" | 13 mm 33/64" | 807 mm 31 25/32" | 25 mm 1" |
| BOTTOM LOCKING | KLR.004.TU72. xx | custom | 1828 mm 72" | 72 mm 2 27/32" | custom | 13 mm 33/64" | custom | 25 mm 1" |
| | KLR.004.TU84. xx | custom | 2133 mm 84" | 72 mm 2 27/32" | custom | 13 mm 33/64" | custom | 25 mm 1" |
| | KLR.004.99TU. xx | custom | custom | 72 mm 2 27/32" | custom | 13 mm 33/64" | custom | 25 mm 1" |

.XX = FINITURA
FINISH
FINITION
AFWERKING
AUSFÜHRUNG
page 384

COMPONENTI:
NERO PER FINITURA VERNICIATO NERO
GRIGIO PER FINITURA VERNICIATO CHIARO E ACCIAIO INOX
EDGE COMPONENT:
BLACK FOR DARK COLOUR POWDER
GREY FOR LIGHT COLOUR POWDER AND STAINLESS STEEL
COMPOSANT
NOIR POUR FINITION LAQUEE NOIRE
GRIS POUR FINITION LAQUEE CLAIRE ET INOX
KOMPONENTEN
SCHWARZ FÜR SCHWARZ LACKIERTE AUSFÜHRUNG
GRAU FÜR HELL LACKIERTE AUSFÜHRUNG UND EDELSTAHL

A RICHIESTA FINITURA ACCIAIO INOX VERNICIATO
ON REQUEST FINISH STAINLESS STEEL
POWDERCOATED
A LA DEMANDE FINITION ACIER INOXIDABLE LAQUEE
AUF ANFRAGE AUSFÜHRUNGEN EDELSTAHL
ROSTFREI LACKIERT
OP AANVRAAG AFWERKINGEN ROESTVAST STAAL
GELAKT
page 384

I disegni riportati a catalogo sono indicativi degli ingombri.
Richiedere il disegno tecnico prima di effettuare le lavorazioni per l'installazione.
All dimensions in the catalog drawings are approximations.
Request the appropriate technical drawing before door preparation and installation.

Toutes les dimensions des dessins de catalogue sont approximatives. Demandez le dessin technique approprié avant la préparation et l'installation de la porte.
Alle Maße in den Katalogzeichnungen sind ungefähre Angaben. Fordern Sie vor der Vorbereitung und Installation der Türen die entsprechende technische Zeichnung an.

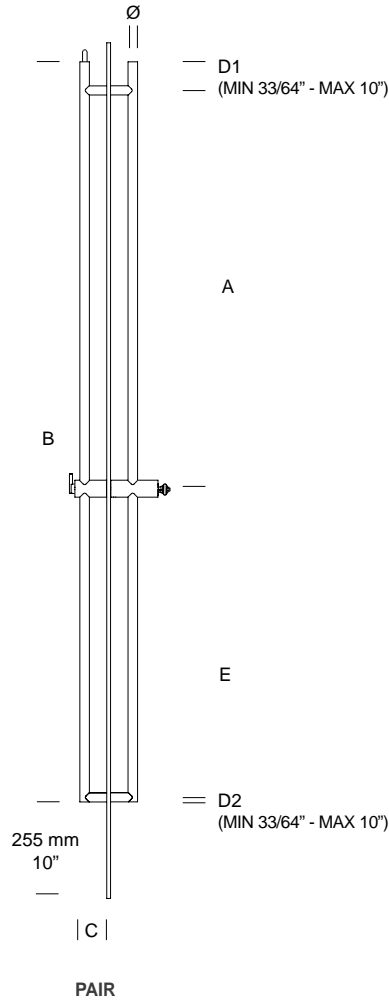
DP1 = PREPARAZIONE PORTA - DOOR PREPARATION
PREPARATION DE LA PORTE - TÜRVORBEREITUNG
page 401

DISTANZIATORI PER PORTA A DOPPIO VETRO
SPACERS FOR DOUBLE GLAZED DOOR
ENTRETOISES POUR PORTE DOUBLE VITRAGE
ABSTANDSHALTER FÜR DOPPELGLASTÜR
KLR.KIT.99U4
page 399-400

VERSIONE SENZA SERRATURA
COMBINED NON LOCKING
MODÈLE SANS SERRURE
VERSION OHNE VERSCHLUSS
VERSIE ZONDER SLOT
page 194

ART.
KLR.0G4.00TU
KLR.0G4.99TU
KLR.0G4.TU72
KLR.0G4.TU84

LOCKING
FULL SIZE



ADA
10"
clearance
layout

PBA
PATENTED
SYSTEM

PATENT
102019000012465

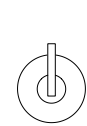
CILINDRO NON INCLUSO
CYLINDER NOT INCLUDED



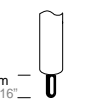
RIM CYLINDER
WITH IC



RIM CYLINDER



POMOLO CONFORME
NORMATIVA ADA
ADA COMPLIANT
THUMBTURN
BOUTON CORRESPON-
DANT AUX NORMES ADA
KNAUF GEMÄSS ADA
NORMEN
DEURKNOP VOLGENS
ADA NORMEN



PUNTALE REGOLABILE
ADJUSTABLE STEEL
DEAD BOLT
PIVOT RÉGLABLE
REGULIERBARER
SCHLISSANKER
REGELBARE
ONDOORZAGBARE
SLUITSTANG



POZZETTO
ANTIPOLVERE
DUST-FREE
FLOOR SOCKET
GÂCHE ANTI-
POUSSIÈRE
ANTISTAUB
BODENBUCHSE
VLOERPOT MET
ANTI-STOFBESCHERMING

BRAND OF COMPATIBLE RIM CYLINDER:

| | |
|------------------|------------|
| - ARROW | - BEST |
| - CORBIN RUSSWIN | - KABAILCO |
| - MEDECO | - SARGENT |
| - SCHLAGE | - YALE |

PAIR
TOP
LOCKING



| ART. | A | B | C | D1 | D2 | E | Ø |
|------------------|----------------------|---------------------|-------------------|-------------------|-----------------|---------------------|-------------|
| KLR.004.00RU. xx | 1050 mm 41 11/32" | 1945 mm 76 9/16" | 72 mm 2 27/32" | 75 mm 2 15/16" | 13 mm 33/64" | 807 mm 31 25/32" | 25 mm 1" |
| KLR.004.RU72. xx | custom | 1828 mm 72" | 72 mm 2 27/32" | custom | custom | custom | 25 mm 1" |
| KLR.004.99RU. xx | custom | custom | 72 mm 2 27/32" | custom | custom | custom | 25 mm 1" |

.XX = FINITURA
FINISH
FINITION
AFWERKUNG
AUSFÜHRUNG
page 384

INCONTRO SUPERIORE
STRIKE DETAILS
GÂCHE
ZAPFENBAND - OBERTEIL
BOVENLICHTSLUITSTUK
page 396

A RICHIESTA FINITURA ACCIAIO INOX VERNICIATO
ON REQUEST FINISH STAINLESS STEEL
POWDERCOATED
A LA DEMANDE FINITION ACIER INOXIDABLE LAQUEE
AUF ANFRAGE AUSFÜHRUNGEN EDELSTAHL
ROSTFREI LACKIERT
OP AANVRAAG AFWERKINGEN ROESTVAST STAAL
GELAKT
page 384

DP1 = PREPARAZIONE PORTA - DOOR PREPARATION
PREPARATION DE LA PORTE - TÜRVORBEREITUNG
page 401

DISTANZIATORI PER PORTA A DOPPIO VETRO
SPACERS FOR DOUBLE GLAZED DOOR
ENTRETOISES POUR PORTE DOUBLE VITRAGE
ABSTANDSHALTER FÜR DOPPELGLASTÜR
KLR.KIT.99U4
page 399-400

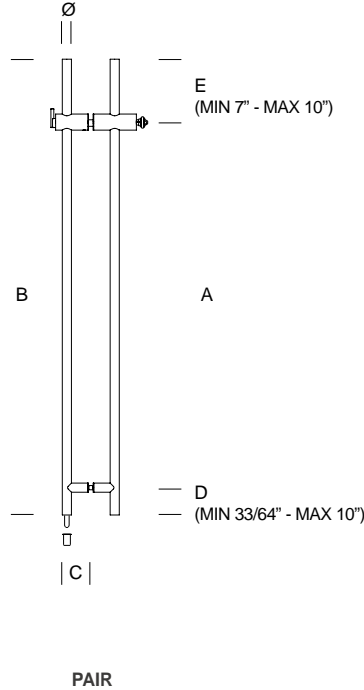

VERSIONE SENZA SERRATURA
COMBINED NON LOCKING
MODÈLE SANS SERRURE
VERSION OHNE VERSCHLUSS
VERSIE ZONDER SLOT
page 195

ART.
KLR.0G4.00RU
KLR.0G4.99RU
KLR.0G4.RU72

COMPONENTI:
NERO PER FINITURA VERNICIATO NERO
GRIGIO PER FINITURA VERNICIATO CHIARO E ACCIAIO INOX
EDGE COMPONENT:
BLACK FOR DARK COLOUR POWDER
GREY FOR LIGHT COLOUR POWDER AND STAINLESS STEEL
KOMPOSANT
NOIR POUR FINITION LAQUEE NOIRE
GRIS POUR FINITION LAQUEE CLAIRE ET INOX
KOMPONENTEN
SCHWARZ FÜR SCHWARZ LACKIERTE AUSFÜHRUNG
GRAU FÜR HELL LACKIERTE AUSFÜHRUNG UND EDELSTAHL

I disegni riportati a catalogo sono indicativi degli ingombri.
Richiedere il disegno tecnico prima di effettuare le lavorazioni per l'installazione.
All dimensions in the catalog drawings are approximations.
Request the appropriate technical drawing before door preparation and installation.
Toutes les dimensions des dessins de catalogue sont approximatives. Demandez le dessin technique approprié avant la préparation et l'installation de la porte.
Alle Maße in den Katalogzeichnungen sind ungefähre Angaben. Fordern Sie vor der Vorbereitung und Installation der Türen die entsprechende technische Zeichnung an.

LOCKING
HALF SIZE



P B A
PATENTED
SYSTEM

PATENT
102019000012465

CILINDRO NON INCLUSO
CYLINDER NOT INCLUDED



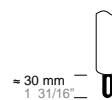
RIM CYLINDER
WITH IC



RIM CYLINDER



POMOLO CONFORME
NORMATIVA ADA
ADA COMPLIANT
THUMBTURN
BOUTON CORRESPON-
DANT AUX NORMES ADA
KNAUF GEMÄSS ADA
NORMEN
DEURKNOP VOLGENS
ADA NORMEN



PUNTALE REGOLABILE
ADJUSTABLE STEEL
DEAD BOLT
PIVOT RÉGLABLE
REGULIERBARER
SCHLISSANKER
REGELBARE
ONDORZAAGBARE
SLUITSTANG



POZZETTO
ANTIPOLVERE
DUST-FREE
FLOOR SOCKET
GÂCHE ANTI-
POUSSIÈRE
ANTISTAUB
BODENBUCHSE
VLOERPOT MET
ANTI-STOFBESCHERMING

BRAND OF COMPATIBLE RIM CYLINDER:

- ARROW
- CORBIN RUSSWIN
- MEDECO
- SCHLAGE
- BEST
- KABAILCO
- SARGENT
- YALE

PAIR



BOTTOM
LOCKING

| ART. | A | B | C | D | E | Ø |
|------------------|--------------------|--------------------|-------------------|-------------------|------------------|-------------|
| KLR.002.000U. xx | 1000 mm 39 3/8" | 1250 mm 49 1/4" | 72 mm 2 27/32" | 75 mm 2 15/16" | 175 mm 6 7/8" | 25 mm 1" |
| KLR.002.0U48. xx | custom | 1219 mm 48" | 72 mm 2 27/32" | custom | custom | 25 mm 1" |
| KLR.002.0U60. xx | custom | 1524 mm 60" | 72 mm 2 27/32" | custom | custom | 25 mm 1" |
| KLR.002.999U. xx | custom | custom | 72 mm 2 27/32" | custom | custom | 25 mm 1" |

.XX = FINITURA
FINISH
FINITION
AFWERKING
AUSFÜHRUNG
page 384

COMPONENTI:
NERO PER FINITURA VERNICIATO NERO
GRIGIO PER FINITURA VERNICIATO CHIARO E ACCIAIO INOX
EDGE COMPONENT:
BLACK FOR DARK COLOUR POWDER
GREY FOR LIGHT COLOUR POWDER AND STAINLESS STEEL
COMPOSANT
NOIR POUR FINITION LAQUEE NOIRE
GRIS POUR FINITION LAQUEE CLAIRE ET INOX
KOMPONENTEN
SCHWARZ FÜR SCHWARZ LACKIERTE AUSFÜHRUNG
GRAU FÜR HELL LACKIERTE AUSFÜHRUNG UND EDELSTAHL

A RICHIESTA FINITURA ACCIAIO INOX VERNICIATO
ON REQUEST FINISH STAINLESS STEEL
POWDERCOATED
A LA DEMANDE FINITION ACIER INOXIDABLE LAQUEE
AUF ANFRAGE AUSFÜHRUNGEN EDELSTAHL
ROSTFREI LACKIERT
OP AANVRAAG AFWERKINGEN ROESTVAST STAAL
GELAKT
page 384

I disegni riportati a catalogo sono indicativi degli ingombri.
Richiedere il disegno tecnico prima di effettuare le lavorazioni per l'installazione.
All dimensions in the catalog drawings are approximations.
Request the appropriate technical drawing before door preparation and installation.


Toutes les dimensions des dessins de catalogue sont approximatives. Demandez le dessin technique approprié avant la préparation et l'installation de la porte.
Alle Maße in den Katalogzeichnungen sind ungefähre Angaben. Fordern Sie vor der Vorbereitung und Installation der Türen die entsprechende technische Zeichnung an.

DP2 = PREPARAZIONE PORTA - DOOR PREPARATION
PREPARATION DE LA PORTE - TÜRVORBEREITUNG
page 402

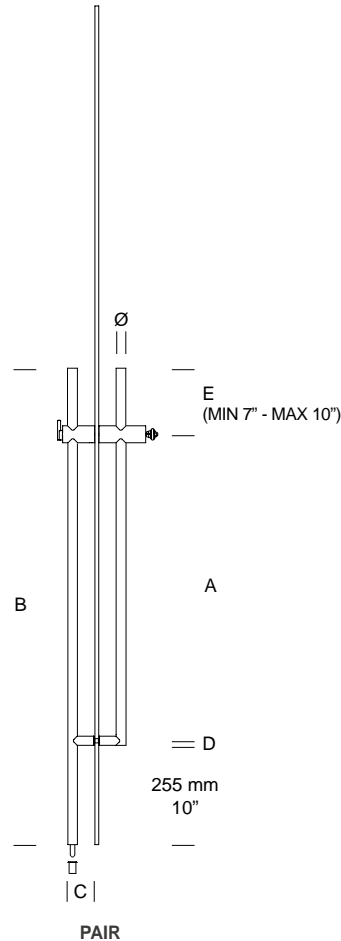

DISTANZIATORI PER PORTA A DOPPIO VETRO
SPACERS FOR DOUBLE GLAZED DOOR
ENTRETOISES POUR PORTE DOUBLE VITRAGE
ABSTANDSHALTER FÜR DOPPELGLASTÜR
KLR.KIT.99U2
page 399-400

VERSIONE SENZA SERRATURA
COMBINED NON LOCKING
MODÈLE SANS SERRURE
VERSION OHNE VERSCHLUSS
VERSIE ZONDER SLOT
page 196

ART.
KLR.0G2.000U
KLR.0G2.999U
KLR.0G2.0U48
KLR.0G2.0U60



LOCKING
HALF SIZE



USA
standard
requirements

ADA
10"
clearance
layout

PBA
PATENTED
SYSTEM

PATENT
102019000012465

CILINDRO NON INCLUSO
CYLINDER NOT INCLUDED



RIM CYLINDER
WITH IC



RIM CYLINDER



POMOLO CONFORME
NORMATIVA ADA
ADA COMPLIANT
THUMBTURN
BOUTON CORRESPON-
DANT AUX NORMES ADA
KNAUF GEMÄSS ADA
NORMEN
DEURKNOP VOLGENS
ADA NORMEN



PUNTALE REGOLABILE
ADJUSTABLE STEEL
DEAD BOLT
PIVOT RÉGLABLE
RÉGLIERBARER
SCHLISSANKER
REGELBARE
ONDOORZAGBARE
SLUITSTANG



POZZETTO
ANTIPOLVERE
DUST-FREE
FLOOR SOCKET
GÂCHE ANTI-
POUSSIÈRE
ANTISTAUB
BODENBUCHSE
VLOERPOT MET
ANTI-STOFBESCHERMING

BRAND OF COMPATIBLE RIM CYLINDER:
- ARROW - BEST
- CORBIN RUSSWIN - KABAILCO
- MEDECO - SARGENT
- SCHLAGE - YALE

| | ART. | A | B | C | D | E | Ø |
|-------------------|------------------|---------------------|--------------------|-------------------|-----------------|------------------|-------------|
| PAIR | KLR.002.00TU. xx | 807 mm 31 25/32" | 1250 mm 49 1/4" | 72 mm 2 27/32" | 13 mm 33/64" | 175 mm 6 7/8" | 25 mm 1" |
| BOTTOM LOCKING | KLR.002.TU48. xx | custom | 1219 mm 48" | 72 mm 2 27/32" | 13 mm 33/64" | custom | 25 mm 1" |
| | KLR.002.TU60. xx | custom | 1524 mm 60" | 72 mm 2 27/32" | 13 mm 33/64" | custom | 25 mm 1" |
| | KLR.002.99TU. xx | custom | custom | 72 mm 2 27/32" | 13 mm 33/64" | custom | 25 mm 1" |

.XX = FINITURA
FINISH
FINITION
AFWERKING
AUSFÜHRUNG
page 384

COMPONENTI:
NERO PER FINITURA VERNICIATO NERO
GRIGIO PER FINITURA VERNICIATO CHIARO E ACCIAIO INOX
EDGE COMPONENT:
BLACK FOR LIGHT COLOUR POWDER
GREY FOR LIGHT COLOUR POWDER AND STAINLESS STEEL
COMPOSANT
NOIR POUR FINITION LAQUEE NOIRE
GRIS POUR FINITION LAQUEE CLAIRE ET INOX
KOMPONENTEN
SCHWARZ FÜR SCHWARZ LACKIERTE AUSFÜHRUNG
GRAU FÜR HELL LACKIERTE AUSFÜHRUNG UND EDELSTAHL

A RICHIESTA FINITURA ACCIAIO INOX VERNICIATO
ON REQUEST FINISH STAINLESS STEEL
POWDERCOATED
A LA DEMANDE FINITION ACIER INOXIDABLE LAQUÉ
AUF ANFRAGE AUSFÜHRUNGEN EDELSTAHL
ROSTFREI LACKIERT
OP AANVRAAG AFWERKINGEN ROESTVAST STAAL
GELAKT
page 384

I disegni riportati a catalogo sono indicativi degli ingombri.
Richiedere il disegno tecnico prima di effettuare le lavorazioni per l'installazione.
All dimensions in the catalog drawings are approximations.
Request the appropriate technical drawing before door preparation and installation.

Toutes les dimensions des dessins de catalogue sont approximatives. Demandez le dessin technique approprié avant la préparation et l'installation de la porte.
Alle Maße in den Katalogzeichnungen sind ungefähre Angaben. Fordern Sie vor der Vorbereitung und Installation der Türen die entsprechende technische Zeichnung an.

DP2 = PREPARAZIONE PORTA - DOOR PREPARATION
PREPARATION DE LA PORTE - TÜRVORBEREITUNG
page 402

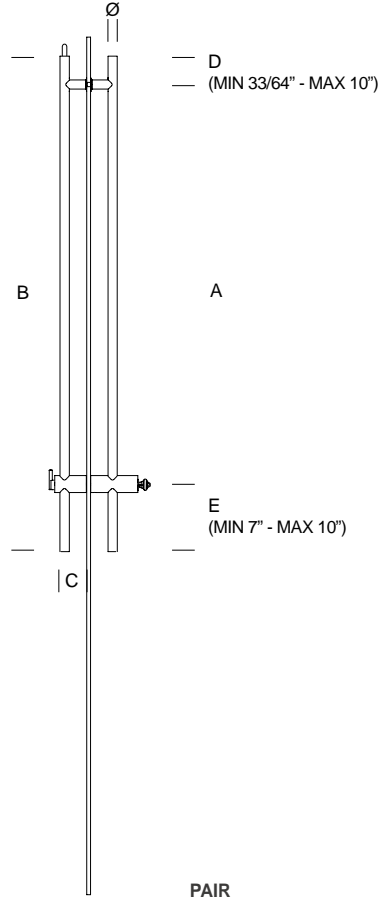

DISTANZIATORI PER PORTA A DOPPIO VETRO
SPACERS FOR DOUBLE GLAZED DOOR
ENTRETOISES POUR PORTE DOUBLE VITRAGE
ABSTANDSHALTER FÜR DOPPELGLASTÜR
KLR.KIT.99U2
page 399-400

VERSIONE SENZA SERRATURA
COMBINED NON LOCKING
MODÈLE SANS SERRURE
VERSION OHNE VERSCHLUSS
VERSIE ZONDER SLOT
page 197

ART.
KLR.0G2.00TU
KLR.0G2.99TU
KLR.0G2.TU48
KLR.0G2.TU60



LOCKING
HALF SIZE



ADA

10" clearance layout



PATENT
102019000012465

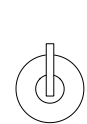
CILINDRO NON INCLUSO
CYLINDER NOT INCLUDED



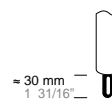
RIM CYLINDER WITH IC



RIM CYLINDER



POMOLO CONFORME
NORMATIVA ADA
ADA COMPLIANT
THUMBTURN
BOULTON CORRESPONDANT AUX NORMES ADA
KNAUF GEMÄSS ADA NORMEN
DEURKNOP VOLGENS ADA NORMEN



PUNTALE REGOLABILE
ADJUSTABLE STEEL
DEAD BOLT
PIVOT RÉGLABLE
REGULIERBARER
SCHLISSANKER
REGELBARE
ONDORZAAGBARE
SLUITSTANG

≈ 30 mm
1 31/16"



POZZETTO
ANTIPOLVERE
DUST-FREE
FLOOR SOCKET
GÂCHE ANTI-
POUSSIÈRE
ANTISTAUB
BODENBUCHSE
VLOERPOT MET
ANTI-STOFBESCHERMING

| BRAND OF COMPATIBLE RIM CYLINDER: | |
|-----------------------------------|------------|
| - ARROW | - BEST |
| - CORBIN RUSSWIN | - KABAILCO |
| - MEDECO | - SARGENT |
| - SCHLAGE | - YALE |

PAIR

TOP
LOCKING



| ART. | A | B | C | D | E | Ø |
|------------------|----------------------|---------------------|-------------------|------------------|-------------------|-------------|
| KLR.002.00RU. xx | 1050 mm 41 11/32" | 1300 mm 51 3/16" | 72 mm 2 27/32" | 175 mm 6 7/8" | 75 mm 2 15/16" | 25 mm 1" |
| KLR.002.RU48. xx | custom | 1219 mm 48" | 72 mm 2 27/32" | custom | custom | 25 mm 1" |
| KLR.002.RU60. xx | custom | 1524 mm 60" | 72 mm 2 27/32" | custom | custom | 25 mm 1" |
| KLR.002.RU72. xx | custom | 1828 mm 72" | 72 mm 2 27/32" | custom | custom | 25 mm 1" |
| KLR.002.99RU. xx | custom | custom | 72 mm 2 27/32" | 175 mm 6 7/8" | 75 mm 2 15/16" | 25 mm 1" |

.XX = FINITURA
FINISH
FINITION
AFWERKING
AUSFÜHRUNG
page 384

INCONTRO SUPERIORE
STRIKE DETAILS
GÂCHE
ZAPFENBAND - OBERTEIL
BOVENLICHTSLUITSTUK
page 396

A RICHIESTA FINITURA ACCIAIO INOX VERNICIATO
ON REQUEST FINISH STAINLESS STEEL
POWDERCOATED
A LA DEMANDE FINITION ACIER INOXIDABLE LAQUEE
AUF ANFRAGE AUSFÜHRUNGEN EDELSTAHL
ROSTFREI LACKIERT
OP AANVRAAG AFWERKINGEN ROESTVAST STAAL
GELAKT
page 384

DP3 = PREPARAZIONE PORTA - DOOR PREPARATION
PREPARATION DE LA PORTE - TÜRVORBEREITUNG
page 403

DISTANZIATORI PER PORTA A DOPPIO VETRO
SPACERS FOR DOUBLE GLAZED DOOR
ENTRETOISES POUR PORTE DOUBLE VITRAGE
ABSTANDSHALTER FÜR DOPPELGLASTÜR
KLR.KIT.9RU2
page 399-400

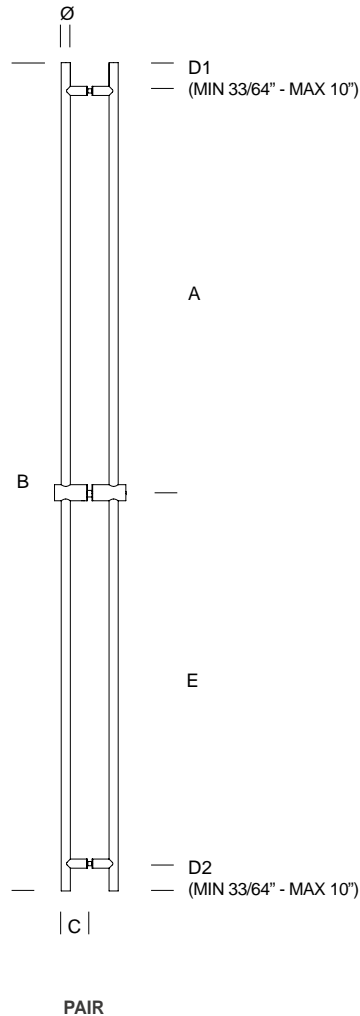
VERSIONE SENZA SERRATURA
COMBINED NON LOCKING
MODÈLE SANS SERRURE
VERSION OHNE VERSCHLUSS
VERSIE ZONDER SLOT
page 198

ART.
KLR.0G2.00RU
KLR.0G2.99RU
KLR.0G2.RU48
KLR.0G2.RU60
KLR.0G2.RU72

I disegni riportati a catalogo sono indicativi degli ingombri.
Richiedere il disegno tecnico prima di effettuare le lavorazioni per l'installazione.
All dimensions in the catalog drawings are approximations.
Request the appropriate technical drawing before door preparation and installation.
Toutes les dimensions des dessins de catalogue sont approximatives. Demandez le dessin technique approprié avant la préparation et l'installation de la porte.
Alle Maße in den Katalogzeichnungen sind ungefähre Angaben. Fordern Sie vor der Vorbereitung und Installation der Türen die entsprechende technische Zeichnung an.



NON LOCKING
FULL SIZE



FISSAGGIO CONTRAPPOSTO INCLUSO
PER PORTE IN VETRO / LEGNO / METALLO

BACK TO BACK FIXING KIT ALWAYS INCLUDED
SUITABLE FOR GLASS / WOOD / METAL DOOR

| PAIR | ART. | A | B | C | D1 | D1 | E | Ø |
|------|------------------|----------------------|--------------------|-------------------|-------------------|-------------------|--------------------|-------------|
| | KLR.0G4.000U. xx | 1050 mm 41 11/32" | 2200 mm 86 5/8" | 72 mm 2 27/32" | 75 mm 2 15/16" | 75 mm 2 15/16" | 1000 mm 39 3/8" | 25 mm 1" |
| | KLR.0G4.0U72. xx | custom | 1828 mm 72" | 72 mm 2 27/32" | custom | custom | custom | 25 mm 1" |
| | KLR.0G4.0U84. xx | custom | 2133 mm 84" | 72 mm 2 27/32" | custom | custom | custom | 25 mm 1" |
| | KLR.0G4.999U. xx | custom | custom | 72 mm 2 27/32" | custom | custom | custom | 25 mm 1" |

.XX = FINITURA
FINISH
FINITION
AFWERKING
AUSFÜHRUNG
page 384

COMPONENTI:
NERO PER FINITURA VERNICIATO NERO
GRIGIO PER FINITURA VERNICIATO CHIARO E ACCIAIO INOX
EDGE COMPONENT:
BLACK FOR DARK COLOUR POWDER
GREY FOR LIGHT COLOUR POWDER AND STAINLESS STEEL
COMPOSANT
NOIR POUR FINITION LAQUEE NOIRE
GRIS POUR FINITION LAQUEE CLAIRES ET INOX
KOMPONENTEN
SCHWARZ FÜR SCHWARZ LACKIERTE AUSFÜHRUNG
GRAU FÜR HELL LACKIERTE AUSFÜHRUNG UND EDELSTAHL

A RICHIESTA FINITURA ACCIAIO INOX VERNICIATO
ON REQUEST FINISH STAINLESS STEEL
POWDERCOATED
A LA DEMANDE FINITION ACIER INOXIDABLE LAQUEE
AUF ANFRAGE AUSFÜHRUNGEN EDELSTAHL
ROSTFREI LACKIERT
OP AANVRAAG AFWERKINGEN ROESTVAST STAAL
GELAKT
page 384

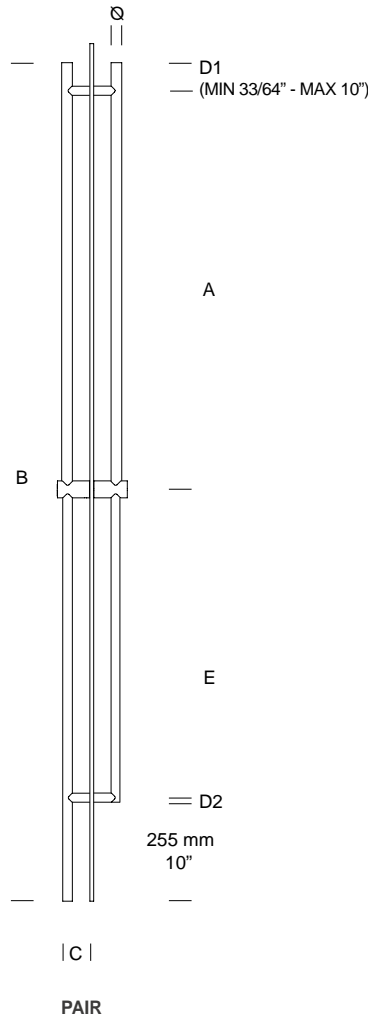
I disegni riportati a catalogo sono indicativi degli ingombri.
Richiedere il disegno tecnico prima di effettuare le lavorazioni per l'installazione.
All dimensions in the catalog drawings are approximations.
Request the appropriate technical drawing before door preparation and installation.
Toutes les dimensions des dessins de catalogue sont approximatives. Demandez le dessin technique approprié avant la préparation et l'installation de la porte.
Alle Maße in den Katalogzeichnungen sind ungefähre Angaben. Fordern Sie vor der Vorbereitung und Installation der Türen die entsprechende technische Zeichnung an.

DP1 = PREPARAZIONE PORTA - DOOR PREPARATION
PREPARATION DE LA PORTE - TÜRVORBEREITUNG
page 401

DISTANZIATORI PER PORTA A DOPPIO VETRO
SPACERS FOR DOUBLE GLAZED DOOR
ENTRETOISES POUR PORTE DOUBLE VITRAGE
ABSTANDSHALTER FÜR DOPPELGLASTÜR
KLR.KIT.99U4
page 399-400

NON LOCKING TO MATCH PULL ON
page 187

NON LOCKING
FULL SIZE



ADA
10"
clearance
l a y o u t

USA
s t a n d a r d
requirements

FISSAGGIO CONTRAPPOSTO INCLUSO
PER PORTE IN VETRO / LEGNO / METALLO

BACK TO BACK FIXING KIT ALWAYS INCLUDED
SUITABLE FOR GLASS / WOOD / METAL DOOR

| PAIR | ART. | A | B | C | D1 | D2 | E | Ø |
|------|-------------------------|----------------------|--------------------|-------------------|-------------------|-----------------|---------------------|-------------|
| | KLR.0G4.00TU. xx | 1050 mm 41 11/32" | 2200 mm 86 5/8" | 72 mm 2 27/32" | 75 mm 2 15/16" | 13 mm 33/64" | 807 mm 31 25/32" | 25 mm 1" |
| | KLO.0G4.TU72. xx | custom | 1828 mm 72" | 80 mm 3 1/8" | custom | 13 mm 33/64" | custom | 25 mm 1" |
| | KLO.0G4.TU84. xx | custom | 2133 mm 84" | 80 mm 3 1/8" | custom | 13 mm 33/64" | custom | 25 mm 1" |
| | KLR.0G4.99TU. xx | custom | custom | 72 mm 2 27/32" | custom | 13 mm 33/64" | custom | 25 mm 1" |

.XX = FINITURA
FINISH
FINITION
AFWERKING
AUSFÜHRUNG
page 384

COMPONENTI:
NERO PER FINITURA VERNICIATO NERO
GRIGIO PER FINITURA VERNICIATO CHIARO E ACCIAIO INOX
EDGE COMPONENT:
BLACK FOR DARK COLOUR POWDER
GREY FOR LIGHT COLOUR POWDER AND STAINLESS STEEL
COMPOSANT
NOIR POUR FINITION LAQUEE NOIRE
GRIS POUR FINITION LAQUEE CLAIRE ET INOX
KOMPONENTEN
SCHWARZ FÜR SCHWARZ LACKIERTE AUSFÜHRUNG
GRAU FÜR HELL LACKIERTE AUSFÜHRUNG UND EDELSTAHL

A RICHIESTA FINITURA ACCIAIO INOX VERNICIATO
ON REQUEST FINISH STAINLESS STEEL
POWDERCOATED
A LA DEMANDE FINITION ACIER INOXIDABLE LAQUÉ
AUF ANFRAGE AUSFÜHRUNGEN EDELSTAHL
ROSTFREI LACKIERT
OP AANVRAAG AFWERKINGEN ROESTVAST STAAL
GELAKT
page 384

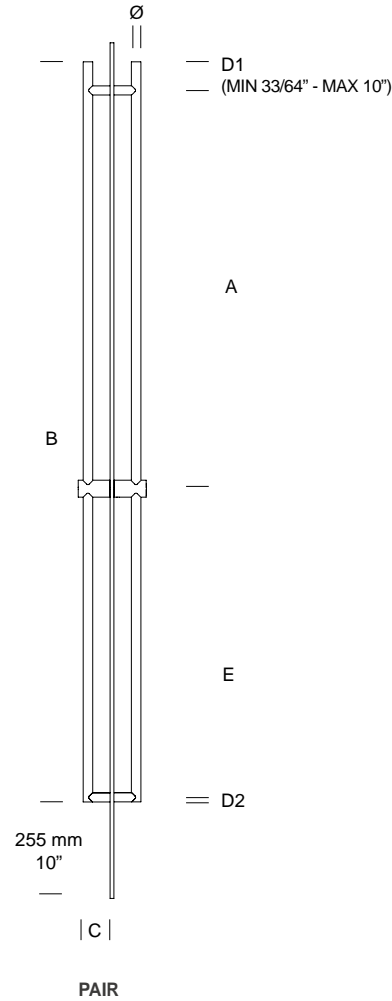
I disegni riportati a catalogo sono indicativi degli ingombri.
Richiedere il disegno tecnico prima di effettuare le lavorazioni per l'installazione.
All dimensions in the catalog drawings are approximations.
Request the appropriate technical drawing before door preparation and installation.
Toutes les dimensions des dessins de catalogue sont approximatives. Demandez le dessin technique approprié avant la préparation et l'installation de la porte.
Alle Maße in den Katalogzeichnungen sind ungefähre Angaben. Fordern Sie vor der Vorbereitung und Installation der Türen die entsprechende technische Zeichnung an.

DP1 = PREPARAZIONE PORTA - DOOR PREPARATION
PREPARATION DE LA PORTE - TÜRVORBEREITUNG
page 401

DISTANZIATORI PER PORTA A DOPPIO VETRO
SPACERS FOR DOUBLE GLAZED DOOR
ENTRETOISES POUR PORTE DOUBLE VITRAGE
ABSTANDSHALTER FÜR DOPPELGLASTÜR
KLR.KIT.99U4
page 399-400

NON LOCKING TO MATCH PULL ON
page 188

NON LOCKING
FULL SIZE



ADA
10"
clearance
Layout

USA
standard
requirements

FISSAGGIO CONTRAPPOSTO INCLUSO
PER PORTE IN VETRO / LEGNO / METALLO

BACK TO BACK FIXING KIT ALWAYS INCLUDED
SUITABLE FOR GLASS / WOOD / METAL DOOR

| PAIR | ART. | A | B | C | D1 | D2 | E | Ø |
|------|------------------|----------------------|---------------------|-------------------|-------------------|-----------------|---------------------|-------------|
| | KLR.0G4.00RU. xx | 1050 mm 41 11/32" | 1945 mm 76 9/16" | 72 mm 2 27/32" | 75 mm 2 15/16" | 13 mm 33/64" | 807 mm 31 25/32" | 25 mm 1" |
| | KLR.0G4.RU72. xx | custom | 1828 mm 72" | 72 mm 2 27/32" | custom | 13 mm 33/64" | custom | 25 mm 1" |
| | KLR.0G4.99RU. xx | custom | custom | 72 mm 2 27/32" | custom | 13 mm 33/64" | custom | 25 mm 1" |

.XX = FINITURA
FINISH
FINITION
AFWERKING
AUSFÜHRUNG
page 384

COMPONENTI:
NERO PER FINITURA VERNICIATO NERO
GRIGIO PER FINITURA VERNICIATO CHIARO E ACCIAIO INOX
EDGE COMPONENT:
BLACK FOR DARK COLOUR POWDER
GREY FOR LIGHT COLOUR POWDER AND STAINLESS STEEL
COMPOSANT
NOIR POUR FINITION LAQUEE NOIRE
GRIS POUR FINITION LAQUEE CLAIRES ET INOX
KOMPONENTEN
SCHWARZ FÜR SCHWARZ LACKIERTE AUSFÜHRUNG
GRAU FÜR HELL LACKIERTE AUSFÜHRUNG UND EDELSTAHL

A RICHIESTA FINITURA ACCIAIO INOX VERNICIATO
ON REQUEST FINISH STAINLESS STEEL
POWDERCOATED
A LA DEMANDE FINITION ACIER INOXIDABLE LAQUEE
AUF ANFRAGE AUSFÜHRUNGEN EDELSTAHL
ROSTFREI LACKIERT
OP AANVRAAG AFWERKINGEN ROESTVAST STAAL
GELAKT
page 384

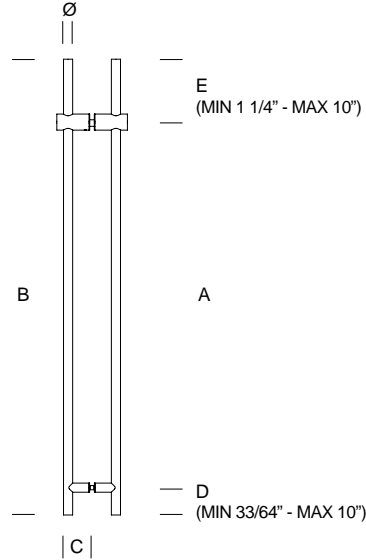

I disegni riportati a catalogo sono indicativi degli ingombri.
Richiedere il disegno tecnico prima di effettuare le lavorazioni per l'installazione.
All dimensions in the catalog drawings are approximations.
Request the appropriate technical drawing before door preparation and installation.
Toutes les dimensions des dessins de catalogue sont approximatives. Demandez le dessin technique approprié avant la préparation et l'installation de la porte.
Alle Maße in den Katalogzeichnungen sind ungefähre Angaben. Fordern Sie vor der Vorbereitung und Installation der Türen die entsprechende technische Zeichnung an.

DP1 = PREPARAZIONE PORTA - DOOR PREPARATION
PREPARATION DE LA PORTE - TÜRVORBEREITUNG
page 401

DISTANZIATORI PER PORTA A DOPPIO VETRO
SPACERS FOR DOUBLE GLAZED DOOR
ENTRETOISES POUR PORTE DOUBLE VITRAGE
ABSTANDSHALTER FÜR DOPPELGLASTÜR
KLR.KIT.99U4
page 399-400

NON LOCKING TO MATCH PULL ON
page 189

NON LOCKING
HALF SIZE



PAIR

FISSAGGIO CONTRAPPOSTO INCLUSO
PER PORTE IN VETRO / LEGNO / METALLO

BACK TO BACK FIXING KIT ALWAYS INCLUDED
SUITABLE FOR GLASS / WOOD / METAL DOOR

| PAIR | ART. | ART. | B | C | D | E | Ø |
|------|------------------|--------------------|--------------------|-------------------|-------------------|------------------|-------------|
| | KLR.0G2.000U. xx | 1000 mm 39 3/8" | 1250 mm 49 1/4" | 72 mm 2 27/32" | 75 mm 2 15/16" | 175 mm 6 7/8" | 25 mm 1" |
| | KLR.0G2.0U48. xx | custom | 1219 mm 48" | 72 mm 2 27/32" | custom | custom | 25 mm 1" |
| | KLR.0G2.0U60. xx | custom | 1524 mm 60" | 72 mm 2 27/32" | custom | custom | 25 mm 1" |
| | KLR.0G2.999U. xx | custom | custom | 72 mm 2 27/32" | custom | custom | 25 mm 1" |

.XX = FINITURA
FINISH
FINITION
AFWERKING
AUSFÜHRUNG
page 384

COMPONENTI:
NERO PER FINITURA VERNICIATO NERO
GRIGIO PER FINITURA VERNICIATO CHIARO E ACCIAIO INOX
EDGE COMPONENT:
BLACK FOR DARK COLOUR POWDER
GREY FOR LIGHT COLOUR POWDER AND STAINLESS STEEL
COMPOSANT
NOIR POUR FINITION LAQUEE NOIRE
GRIS POUR FINITION LAQUEE CLAIRES ET INOX
KOMPONENTEN
SCHWARZ FÜR SCHWARZ LACKIERTE AUSFÜHRUNG
GRAU FÜR HELL LACKIERTE AUSFÜHRUNG UND EDELSTAHL

A RICHIESTA FINITURA ACCIAIO INOX VERNICIATO
ON REQUEST FINISH STAINLESS STEEL
POWDERCOATED
A LA DEMANDE FINITION ACIER INOXIDABLE LAQUÉ
AUF ANFRAGE AUSFÜHRUNGEN EDELSTAHL
ROSTFREI LACKIERT
OP AANVRAAG AFWERKINGEN ROESTVAST STAAL
GELAKT
page 384


I disegni riportati a catalogo sono indicativi degli ingombri.
Richiedere il disegno tecnico prima di effettuare le lavorazioni per l'installazione.
All dimensions in the catalog drawings are approximations.
Request the appropriate technical drawing before door preparation and installation.
Toutes les dimensions des dessins de catalogue sont approximatives. Demandez le dessin technique approprié avant la préparation et l'installation de la porte.
Alle Maße in den Katalogzeichnungen sind ungefähre Angaben. Fordern Sie vor der Vorbereitung und Installation der Türen die entsprechende technische Zeichnung an.

DP2 = PREPARAZIONE PORTA - DOOR PREPARATION
PREPARATION DE LA PORTE - TÜRVORBEREITUNG
page 402

DISTANZIATORI PER PORTA A DOPPIO VETRO
SPACERS FOR DOUBLE GLAZED DOOR
ENTRETOISES POUR PORTE DOUBLE VITRAGE
ABSTANDSHALTER FÜR DOPPELGLASTÜR
KLR.KIT.99U2
page 399-400

NON LOCKING TO MATCH PULL ON
page 190

NON LOCKING
HALF SIZE

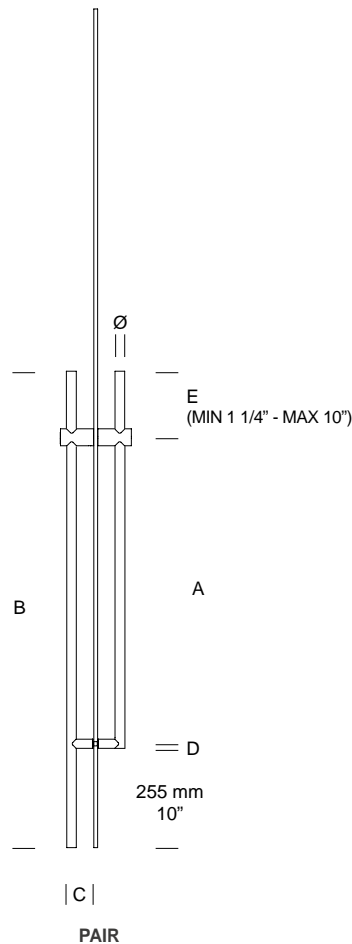


ADA
10"
clearance
Layout

USA
standard
requirements

FISSAGGIO CONTRAPPOSTO INCLUSO
PER PORTE IN VETRO / LEGNO / METALLO

BACK TO BACK FIXING KIT ALWAYS INCLUDED
SUITABLE FOR GLASS / WOOD / METAL DOOR



| PAIR | ART. | ART. | B | C | D | E | Ø |
|------|------------------|---------------------|--------------------|-------------------|-----------------|------------------|-------------|
| | KLR.0G2.00TU. xx | 807 mm 31 25/32" | 1250 mm 49 1/4" | 72 mm 2 27/32" | 13 mm 33/64" | 175 mm 6 7/8" | 25 mm 1" |
| | KLR.0G2.TU48. xx | custom | 1219 mm 48" | 72 mm 2 27/32" | 13 mm 33/64" | custom | 25 mm 1" |
| | KLR.0G2.TU60. xx | custom | 1524 mm 60" | 72 mm 2 27/32" | 13 mm 33/64" | custom | 25 mm 1" |
| | KLR.0G2.99TU. xx | custom | custom | 72 mm 2 27/32" | 13 mm 33/64" | custom | 25 mm 1" |

.XX = FINITURA
FINISH
FINITION
AFWERKING
AUSFÜHRUNG
page 384

COMPONENTI:
NERO PER FINITURA VERNICIATO NERO
GRIGIO PER FINITURA VERNICIATO CHIARO E ACCIAIO INOX
EDGE COMPONENT:
BLACK FOR DARK COLOUR POWDER
GREY FOR LIGHT COLOUR POWDER AND STAINLESS STEEL
COMPOSANT
NOIR POUR FINITION LAQUEE NOIRE
GRIS POUR FINITION LAQUEE CLAIRE ET INOX
KOMPONENTEN
SCHWARZ FÜR SCHWARZ LACKIERTE AUSFÜHRUNG
GRAU FÜR HELL LACKIERTE AUSFÜHRUNG UND EDELSTAHL

A RICHIESTA FINITURA ACCIAIO INOX VERNICIATO
ON REQUEST FINISH STAINLESS STEEL
POWDERCOATED
A LA DEMANDE FINITION ACIER INOXIDABLE LAQUÉ
AUF ANFRAGE AUSFÜHRUNGEN EDELSTAHL
ROSTFREI LACKIERT
OP AANVRAAG AFWERKINGEN ROESTVAST STAAL
GELAKT
page 384

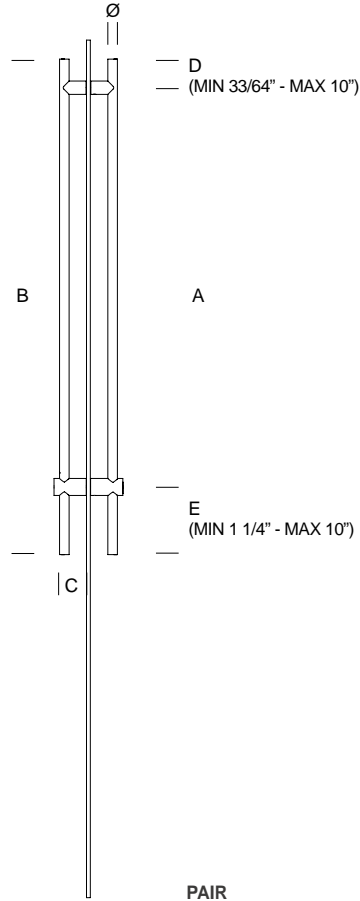

I disegni riportati a catalogo sono indicativi degli ingombri.
Richiedere il disegno tecnico prima di effettuare le lavorazioni per l'installazione.
All dimensions in the catalog drawings are approximations.
Request the appropriate technical drawing before door preparation and installation.
Toutes les dimensions des dessins de catalogue sont approximatives. Demandez le dessin technique approprié avant la préparation et l'installation de la porte.
Alle Maße in den Katalogzeichnungen sind ungefähre Angaben. Fordern Sie vor der Vorbereitung und Installation der Türen die entsprechende technische Zeichnung an.

DP2 = PREPARAZIONE PORTA - DOOR PREPARATION
PREPARATION DE LA PORTE - TÜRVORBEREITUNG
page 402

DISTANZIATORI PER PORTA A DOPPIO VETRO
SPACERS FOR DOUBLE GLAZED DOOR
ENTRETOISES POUR PORTE DOUBLE VITRAGE
ABSTANDSHALTER FÜR DOPPELGLASTÜR
KLR.KIT.99U2
page 399-400

NON LOCKING TO MATCH PULL ON
page 191

NON LOCKING
HALF SIZE



ADA
10"
clearance
Layout

FISSAGGIO CONTRAPPOSTO INCLUSO
PER PORTE IN VETRO / LEGNO / METALLO
BACK TO BACK FIXING KIT ALWAYS INCLUDED
SUITABLE FOR GLASS / WOOD / METAL DOOR

| PAIR | ART. | A | B | C | D | E | Ø |
|------|------------------|----------------------|---------------------|-------------------|------------------|-------------------|-------------|
| | KLR.0G2.00RU. xx | 1050 mm 41 11/32" | 1300 mm 51 3/16" | 72 mm 2 27/32" | 175 mm 6 7/8" | 75 mm 2 15/16" | 25 mm 1" |
| | KLR.0G2.RU48. xx | custom | 1219 mm 48" | 72 mm 2 27/32" | custom | custom | 25 mm 1" |
| | KLR.0G2.RU60. xx | custom | 1524 mm 60" | 72 mm 2 27/32" | custom | custom | 25 mm 1" |
| | KLR.0G2.RU72. xx | custom | 1828 mm 72" | 72 mm 2 27/32" | custom | custom | 25 mm 1" |
| | KLR.0G2.99RU. xx | custom | custom | 72 mm 2 27/32" | custom | custom | 25 mm 1" |

.XX = FINITURA
FINISH
FINITION
AFWERKING
AUSFÜHRUNG
page 384

COMPONENTI:
NERO PER FINITURA VERNICIATO NERO
GRIGIO PER FINITURA VERNICIATO CHIARO E ACCIAIO INOX
EDGE COMPONENT:
BLACK FOR DARK COLOUR POWDER
GREY FOR LIGHT COLOUR POWDER AND STAINLESS STEEL
COMPOSANT
NOIR POUR FINITION LAQUEE NOIRE
GRIS POUR FINITION LAQUEE CLAIRE ET INOX
KOMPONENTEN
SCHWARZ FÜR SCHWARZ LACKIERTE AUSFÜHRUNG
GRAU FÜR HELL LACKIERTE AUSFÜHRUNG UND EDELSTAHL

A RICHIESTA FINITURA ACCIAIO INOX VERNICIATO
ON REQUEST FINISH STAINLESS STEEL
POWDERCOATED
A LA DEMANDE FINITION ACIER INOXIDABLE LAQUÉ
AUF ANFRAGE AUSFÜHRUNGEN EDELSTAHL
ROSTFREI LACKIERT
OP AANVRAAG AFWERKINGEN ROESTVAST STAAL
GELAKT
page 384

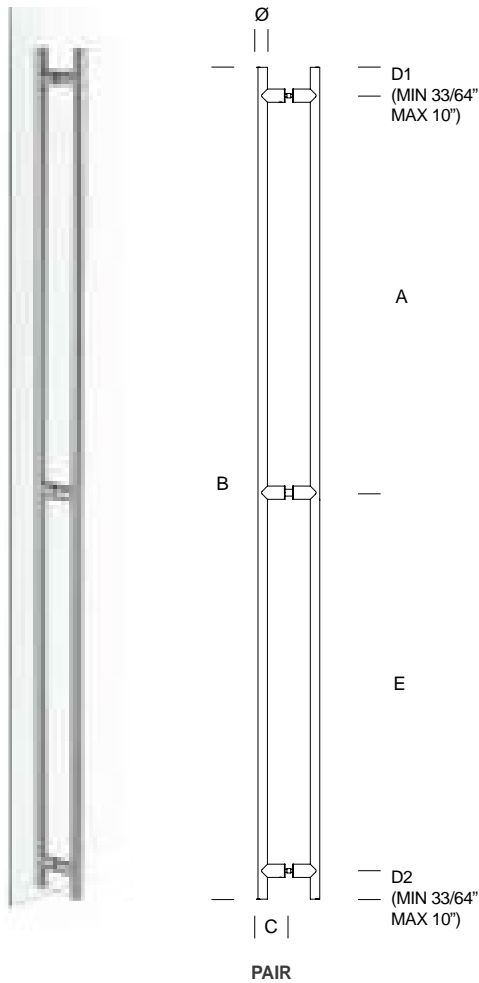
I disegni riportati a catalogo sono indicativi degli ingombri.
Richiedere il disegno tecnico prima di effettuare le lavorazioni per l'installazione.
All dimensions in the catalog drawings are approximations.
Request the appropriate technical drawing before door preparation and installation.
Toutes les dimensions des dessins de catalogue sont approximatives. Demandez le dessin technique approprié avant la préparation et l'installation de la porte.
Alle Maße in den Katalogzeichnungen sind ungefähre Angaben. Fordern Sie vor der Vorbereitung und Installation der Türen die entsprechende technische Zeichnung an.

DP3 = PREPARAZIONE PORTA - DOOR PREPARATION
PREPARATION DE LA PORTE - TÜRVORBEREITUNG
page 403

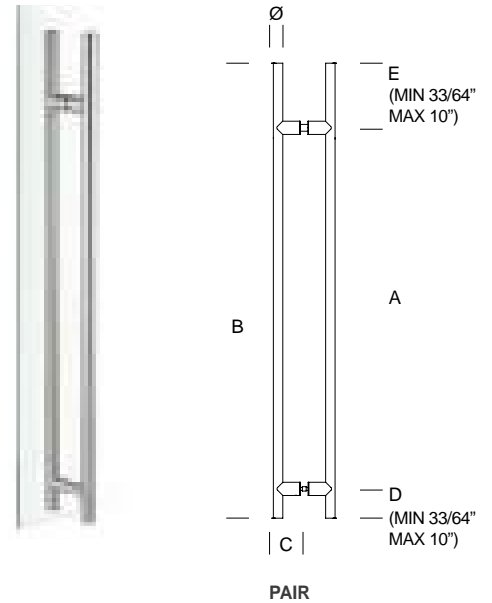
DISTANZIATORI PER PORTA A DOPPIO VETRO
SPACERS FOR DOUBLE GLAZED DOOR
ENTRETOISES POUR PORTE DOUBLE VITRAGE
ABSTANDSHALTER FÜR DOPPELGLASTÜR
KLR.KIT.9RU2
page 399-400

NON LOCKING TO MATCH PULL ON
page 192

UNIVERSAL
NO LOCKING
FULL SIZE



UNIVERSAL
NO LOCKING
HALF SIZE



| ART. | A | B | C | D1/D2 | E | Ø |
|---------------------------------|--------|--------|-------------------|--------|--------|------------|
| KLR.0G4.9999 .xx PAIR | custom | custom | 72 mm 2 27/32" | custom | custom | 25 mm 1 |

| ART. | A | B | C | D | E | Ø |
|---------------------------------|--------|--------|-------------------|--------|--------|------------|
| KLR.0G2.9999 .xx PAIR | custom | custom | 72 mm 2 27/32" | custom | custom | 25 mm 1 |

.XX = FINITURA
FINISH
FINITION
AFWERKING
AUSFÜHRUNG
page 384

A RICHIESTA FINITURA ACCIAIO INOX VERNICIATO
ON REQUEST FINISH STAINLESS STEEL
POWDERCOATED
A LA DEMANDE FINITION ACIER INOXIDABLE LAQUÉ
AUF ANFRAGE AUSFÜHRUNGEN EDELSTAHL
ROSTFREI LACKIERT
OP AANVRAAG AFWERKINGEN ROESTVAST STAAL
GELAKT
page 384

PREPARAZIONE PORTA - DOOR PREPARATION
PREPARATION DE LA PORTE - TÜRVORBEREITUNG:
DP4 (UNIVERSAL NO LOCKING FULL SIZE)
DP5 (UNIVERSAL NO LOCKING HALF SIZE)
page 404-405

DISTANZIATORI PER PORTA A DOPPIO VETRO
SPACERS FOR DOUBLE GLAZED DOOR
ENTRETOISES POUR PORTE DOUBLE VITRAGE
ABSTANDSHALTER FÜR DOPPELGLASTÜR:
2CC.KIT.0006 (UNIVERSAL NO LOCKING FULL SIZE)
2CC.KIT.0005 (UNIVERSAL NO LOCKING HALF SIZE)
page 399-400

COMPONENTI:
NERO PER FINITURA VERNICIATO NERO
GRIGIO PER FINITURA VERNICIATO CHIARO E ACCIAIO INOX
EDGE COMPONENT:
BLACK FOR DARK COLOUR POWDER
GREY FOR LIGHT COLOUR POWDER AND STAINLESS STEEL
COMPOSANT
NOIR POUR FINITION LAQUEE NOIRE
GRIS POUR FINITION LAQUEE CLAIRE ET INOX
KOMPONENTEN
SCHWARZ FÜR SCHWARZ LACKIERTE AUSFÜHRUNG
GRAU FÜR HELL LACKIERTE AUSFÜHRUNG UND EDELSTAHL

I disegni riportati a catalogo sono indicativi degli ingombri.
Richiedere il disegno tecnico prima di effettuare le lavorazioni per l'installazione.
All dimensions in the catalog drawings are approximations.
Request the appropriate technical drawing before door preparation and installation.
Toutes les dimensions des dessins de catalogue sont approximatives. Demandez le dessin technique approprié avant la préparation et l'installation de la porte.
Alle Maße in den Katalogzeichnungen sind ungefähre Angaben. Fordern Sie vor der Vorbereitung und Installation der Türen die entsprechende technische Zeichnung an.

FISSAGGIO CONTRAPPOSTO INCLUSO
PER PORTE IN VETRO / LEGNO / METALLO
BACK TO BACK FIXING KIT ALWAYS INCLUDED
SUITABLE FOR GLASS / WOOD / METAL DOOR

PLACCA / PIASTRA A MISURA IN ACCIAIO INOX - STAINLESS STEEL PLATE / PLAQUE ON REQUEST

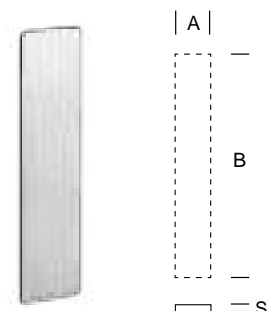
| ART. | A | B | S |
|-------------------------|---|---|------|
| 2MM.PLA.9999 .xx | | | 2 mm |

Disponibile con fori per fissaggio con viti o senza fori per incollaggio.
Fissaggi non inclusi.

Available with holes for fixing with screws or without holes for gluing.
Fixings not included


.XX = FINITURA
FINISH
FINITION
AFWERKING
AUSFÜHRUNG
page 384

A RICHIESTA FINITURA ACCIAIO INOX VERNICIATO
ON REQUEST FINISH STAINLESS STEEL
POWDERCOATED
A LA DEMANDE FINITION ACIER INOXIDABLE LAQUÉ
AUF ANFRAGE AUSFÜHRUNGEN EDELSTAHL
ROSTFREI LACKIERT
OP AANVRAAG AFWERKINGEN ROESTVAST STAAL
GELAKT
page 384




PROGRAMMA K-LOCK
SPECIALS




 CILINDRO ROTONDO PROFILO EUROPEO
EUROPEAN ROUND CYLINDER




 CILINDRO PROFILO AMERICANO RIM
AMERICAN RIM CYLINDER




 CILINDRO ROTONDO PROFILO EUROPEO
EUROPEAN ROUND CYLINDER




 CILINDRO PROFILO AMERICANO RIM
AMERICAN RIM CYLINDER

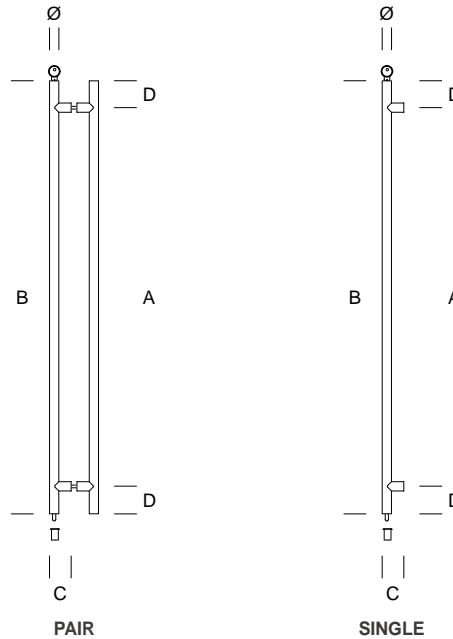


 CILINDRO PROFILO EUROPEO
EUROPEAN CYLINDER

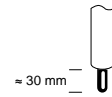
LOCKING
HALF SIZE



compasso d'oro award
nomination 2008



EUROPEAN
ROUND CYLINDER
INCLUDED



PUNTALE REGOLABILE
ADJUSTABLE STEEL
DEAD BOLT
PIVOT RÉGLABLE
REGULIERBARER
SCHLISSANKER
REGLBARE
ONDOORZAAGBARE
SLUITSTANG

| | ART. | A | B | C | D | Ø |
|--------|------------------|---------|---------|-------|-------|-------|
| PAIR | KLO.V01.000D. xx | 1000 mm | 1150 mm | 70 mm | 75 mm | 25 mm |
| | KLO.V01.999D. xx | | | 70 mm | | 25 mm |
| SINGLE | KLO.V01.0000. xx | 1000 mm | 1150 mm | 70 mm | 75 mm | 25 mm |
| | KLO.V01.9999. xx | | | 70 mm | | 25 mm |
| PAIR | KLO.V02.000D. xx | 1000 mm | 1150 mm | 75 mm | 75 mm | 30 mm |
| | KLO.V02.999D. xx | | | 75 mm | | 30 mm |
| SINGLE | KLO.V02.0000. xx | 1000 mm | 1150 mm | 75 mm | 75 mm | 30 mm |
| | KLO.V02.9999. xx | | | 75 mm | | 30 mm |
| PAIR | KLO.V03.000D. xx | 1000 mm | 1150 mm | 80 mm | 75 mm | 35 mm |
| | KLO.V03.999D. xx | | | 80 mm | | 35 mm |
| SINGLE | KLO.V03.0000. xx | 1000 mm | 1150 mm | 80 mm | 75 mm | 35 mm |
| | KLO.V03.9999. xx | | | 80 mm | | 35 mm |

.XX = FINITURA
FINISH
FINITION
AFWERKING
AUSFÜHRUNG
page 384

DP5 = PREPARAZIONE PORTA - DOOR PREPARATION
PREPARATION DE LA PORTE - TÜRVORBEREITUNG
page 405

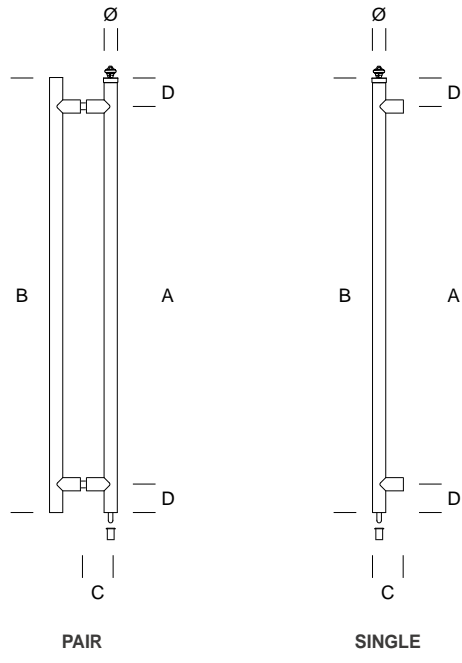

FISSAGGI D VENDUTI SEPARATEMENTE
FIXING D SOLD SEPARATELY
page 390

A RICHIESTA FINITURA ACCIAIO INOX VERNICIATO
ON REQUEST FINISH STAINLESS STEEL
POWDERCOATED
A LA DEMANDE FINITION ACIER INOXIDABLE LAQUEE
AUF ANFRAGE AUSFÜHRUNGEN EDELSTAHL
ROSTFREI LACKIERT
OP AANVRAAG AFWERKINGEN ROESTVAST STAAL
GELAKT
page 384

COMPONENTI:
NERO PER FINITURA VERNICIATO NERO
GRIGIO PER FINITURA VERNICIATO CHIARO E ACCIAIO INOX
EDGE COMPONENT:
BLACK FOR DARK COLOUR POWDER
GREY FOR LIGHT COLOUR POWDER AND STAINLESS STEEL
COMPOSANT
NOIR POUR FINITION LAQUEE NOIRE
GRIS POUR FINITION LAQUEE CLAIRE ET INOX
KOMPONENTEN
SCHWARZ FÜR SCHWARZ LACKIERTE AUSFÜHRUNG
GRAU FÜR HELL LACKIERTE AUSFÜHRUNG UND EDELSTAHL

I disegni riportati a catalogo sono indicativi degli ingombri.
Richiedere il disegno tecnico prima di effettuare le lavorazioni per l'installazione.
All dimensions in the catalog drawings are approximations.
Request the appropriate technical drawing before door preparation and installation.
Toutes les dimensions des dessins de catalogue sont approximatives. Demandez le dessin technique approprié avant la préparation et l'installation de la porte.
Alle Maße in den Katalogzeichnungen sind ungefähre Angaben. Fordern Sie vor der Vorbereitung und Installation der Türen die entsprechende technische Zeichnung an.

LOCKING
HALF SIZE



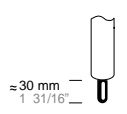
CILINDRO NON INCLUSO
CYLINDER NOT INCLUDED



RIM CYLINDER
WITH IC



RIM CYLINDER



PUNTALE REGOLABILE
ADJUSTABLE STEEL
DEAD BOLT
PIVOT RÉGLABLE
REGULIERBARER
SCHLISSANKER
REGELBARE
ONDOORZAAGBARE
SLUITSTANG



POZZETTO
ANTIPOLVERE
DUST-FREE
FLOOR SOCKET
GÂCHE ANTI-
POUSSIERE
ANTISTAUB
BODENBUCHSE
VLOERPOT MET
ANTI-STOFBESCHERMING

BRAND OF COMPATIBLE RIM CYLINDER:

| | |
|------------------|------------|
| - ARROW | - BEST |
| - CORBIN RUSSWIN | - KABAILCO |
| - MEDECO | - SARGENT |
| - SCHLAGE | - YALE |

| | ART. | A | B | C | D | Ø |
|--------|------------------|--------------------|--------------------|-----------------|-------------------|-----------------|
| PAIR | KLO.V03.00UD. xx | 1000 mm 39 3/8" | 1150 mm 45 1/4" | 80 mm 3 1/8" | 75 mm 2 15/16" | 35 mm 1 3/8" |
| | KLO.V03.99UD. xx | custom | custom | 80 mm 3 1/8" | custom | 35 mm 1 3/8" |
| SINGLE | KLO.V03.000U. xx | 1000 mm 39 3/8" | 1150 mm 45 1/4" | 80 mm 3 1/8" | 75 mm 2 15/16" | 35 mm 1 3/8" |
| | KLO.V03.999U. xx | custom | custom | 80 mm 3 1/8" | custom | 35 mm 1 3/8" |

.XX = FINITURA
FINISH
FINITION
AFWERKING
AUSFÜHRUNG
page 384

DP5 = PREPARAZIONE PORTA - DOOR PREPARATION
PRÉPARATION DE LA PORTE - TÜRVORBEREITUNG
page 405

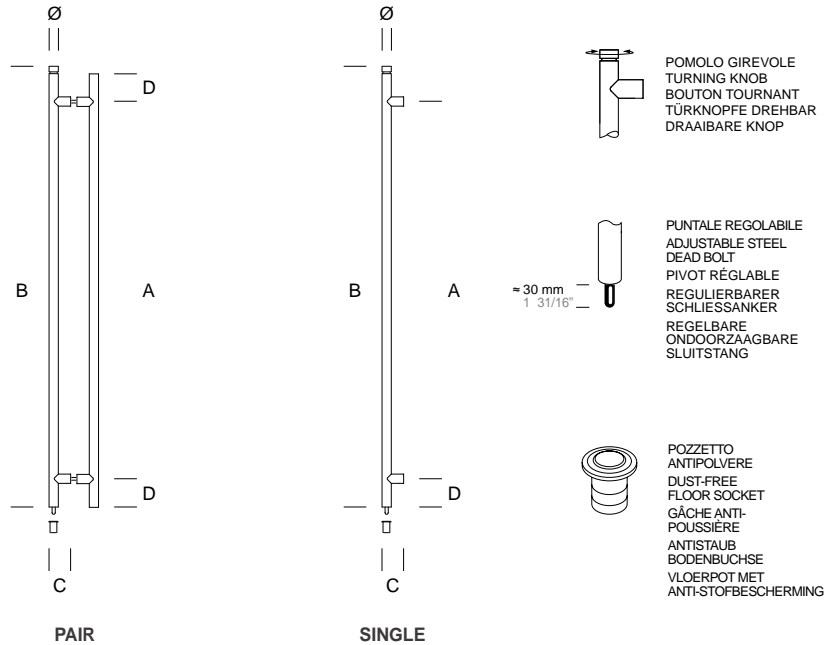

FISSAGGI D VENDUTI SEPARATAMENTE
FIXING D SOLD SEPARATELY
page 390

A RICHIESTA FINITURA ACCIAIO INOX VERNICIATO
ON REQUEST FINISH STAINLESS STEEL
POWDERCOATED
A LA DEMANDE FINITION ACIER INOXIDABLE LAQUÉ
AUF ANFRAGE AUSFÜHRUNGEN EDELSTAHL
ROSTFREI LACKIERT
OP AANVRAAG AFWERKINGEN ROESTVAST STAAL
GELAKT
page 384

COMPONENTI:
NERO PER FINITURA VERNICIATO NERO
GRIGIO PER FINITURA VERNICIATO CHIARO E ACCIAIO INOX
EDGE COMPONENT:
BLACK FOR DARK COLOUR POWDER
GREY FOR LIGHT COLOUR POWDER AND STAINLESS STEEL
COMPOSANT
NOIR POUR FINITION LAQUEE NOIRE
GRIS POUR FINITION LAQUEE CLAIRE ET INOX
KOMPONENTEN
SCHWARZ FÜR SCHWARZ LACKIERTE AUSFÜHRUNG
GRAU FÜR HELL LACKIERTE AUSFÜHRUNG UND EDELSTAHL

I disegni riportati a catalogo sono indicativi degli ingombri.
Richiedere il disegno tecnico prima di effettuare le lavorazioni per l'installazione.
All dimensions in the catalog drawings are approximations.
Request the appropriate technical drawing before door preparation and installation.
Toutes les dimensions des dessins de catalogue sont approximatives. Demandez le dessin technique approprié avant la préparation et l'installation de la porte.
Alle Maße in den Katalogzeichnungen sind ungefähre Angaben. Fordern Sie vor der Vorbereitung und Installation der Türen die entsprechende technische Zeichnung an.

LOCKING
HALF SIZE



| | ART. | A | B | C | D | Ø |
|--------|------------------|--------------------|---------------------|-----------------|-------------------|-------------|
| PAIR | KLO.V01.0PMD. xx | 1000 mm 39 3/8" | 1170 mm 46 1/16" | 70 mm 2 3/4" | 75 mm 2 15/16" | 25 mm 1" |
| | KLO.V01.9PMD. xx | custom | custom | 70 mm 2 3/4" | custom | 25 mm 1" |
| SINGLE | KLO.V01.00PM. xx | 1000 mm 39 3/8" | 1170 mm 46 1/16" | 70 mm 2 3/4" | 75 mm 2 15/16" | 25 mm 1" |
| | KLO.V01.99PM. xx | custom | custom | 70 mm 2 3/4" | custom | 25 mm 1" |

.XX = FINITURA
FINISH
FINITION
AFWERKING
AUSFÜHRUNG
page 384

DP5 = PREPARAZIONE PORTA - DOOR PREPARATION
PRÉPARATION DE LA PORTE - TÜRVORBEREITUNG
page 405

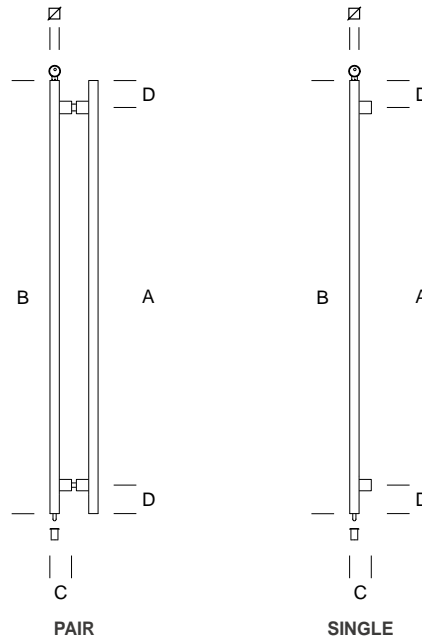

FISSAGGI D VENDUTI SEPARATEMENTE
FIXING D SOLD SEPARATELY
page 390

A RICHIESTA FINITURA ACCIAIO INOX VERNICIATO
ON REQUEST FINISH STAINLESS STEEL
POWDERCOATED
A LA DEMANDE FINITION ACIER INOXIDABLE LAQUÉ
AUF ANFRAGE AUSFÜHRUNGEN EDELSTAHL
ROSTFREI LACKIERT
OP AANVRAAG AFWERKINGEN ROESTVAST STAAL
GELAKT
page 384


COMPONENTI:
NERO PER FINITURA VERNICIATO NERO
GRIGIO PER FINITURA VERNICIATO CHIARO E ACCIAIO INOX
EDGE COMPONENT:
BLACK FOR DARK COLOUR POWDER
GREY FOR LIGHT COLOUR POWDER AND STAINLESS STEEL
COMPONENT
NOIR POUR FINITION LAQUEE NOIRE
GRIS POUR FINITION LAQUEE CLAIRE ET INOX
KOMPONENTEN
SCHWARZ FÜR SCHWARZ LACKIERTE AUSFÜHRUNG
GRAU FÜR HELL LACKIERTE AUSFÜHRUNG UND EDELSTAHL

I disegni riportati a catalogo sono indicativi degli ingombri.
Richiedere il disegno tecnico prima di effettuare le lavorazioni per l'installazione.
All dimensions in the catalog drawings are approximations.
Request the appropriate technical drawing before door preparation and installation.
Toutes les dimensions des dessins de catalogue sont approximatives. Demandez le dessin technique approprié avant la préparation et l'installation de la porte.
Alle Maße in den Katalogzeichnungen sind ungefähre Angaben. Fordern Sie vor der Vorbereitung und Installation der Türen die entsprechende technische Zeichnung an.

LOCKING
HALF SIZE

































 EUROPEAN
ROUND CYLINDER
INCLUDED

 PUNTALE REGOLABILE
ADJUSTABLE STEEL
DEAD BOLT
Pivot RÉGLABLE
REGULIERBARER
SCHLISSANKER
REGLBARE
ONDOORZAAGBARE
SLUITSTANG

≈ 30 mm

 POZZETTO
ANTIPOLVERE
DUST-FREE
FLOOR SOCKET
GÄCHE ANTI-
POUSSIÈRE
ANTISTAUB
BODENBUCHSE
VLOERPOT MET
ANTI-STOFBESCHERMING

| | ART. | A | B | C | D | ∅ |
|--------|--|---|---|-------|---|-------|
| PAIR |  KLO.QV1.000D. xx | 1000 mm | 1150 mm | 70 mm | 75 mm | 25 mm |
| |  KLO.QV1.999D. xx |  |  | 70 mm |  | 25 mm |
| SINGLE |  KLO.QV1.0000. xx | 1000 mm | 1150 mm | 70 mm | 75 mm | 25 mm |
| |  KLO.QV1.9999. xx |  |  | 70 mm |  | 25 mm |
| PAIR |  KLO.QV2.000D. xx | 1000 mm | 1150 mm | 75 mm | 75 mm | 30 mm |
| |  KLO.QV2.999D. xx |  |  | 75 mm |  | 30 mm |
| SINGLE |  KLO.QV2.0000. xx | 1000 mm | 1150 mm | 75 mm | 75 mm | 30 mm |
| |  KLO.QV2.9999. xx |  |  | 75 mm |  | 30 mm |
| PAIR |  KLO.QV3.000D. xx | 1000 mm | 1150 mm | 80 mm | 75 mm | 35 mm |
| |  KLO.QV3.999D. xx |  |  | 80 mm |  | 35 mm |
| SINGLE |  KLO.QV3.0000. xx | 1000 mm | 1150 mm | 80 mm | 75 mm | 35 mm |
| |  KLO.QV3.9999. xx |  |  | 80 mm |  | 35 mm |

.XX = FINITURA
FINISH
FINITION
AFWERKING
AUSFÜHRUNG
page 384

DP5 = PREPARAZIONE PORTA - DOOR PREPARATION
PREPARATION DE LA PORTE - TÜRVORBEREITUNG
page 405

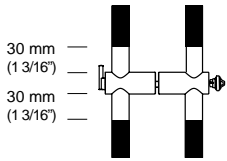
FISSAGGI D VENDUTI SEPARATAMENTE
FIXING D SOLD SEPARATELY
page 390

A RICHIESTA FINITURA ACCIAIO INOX VERNICIATO
ON REQUEST FINISH STAINLESS STEEL
POWDERCOATED
A LA DEMANDE FINITION ACIER INOXIDABLE LAQUÉ
AUF ANFRAGE AUSFÜHRUNGEN EDELSTAHL
ROSTFREI LACKIERT
OP AANVRAAG AFWERKINGEN ROESTVAST STAAL
GELAKT
page 384

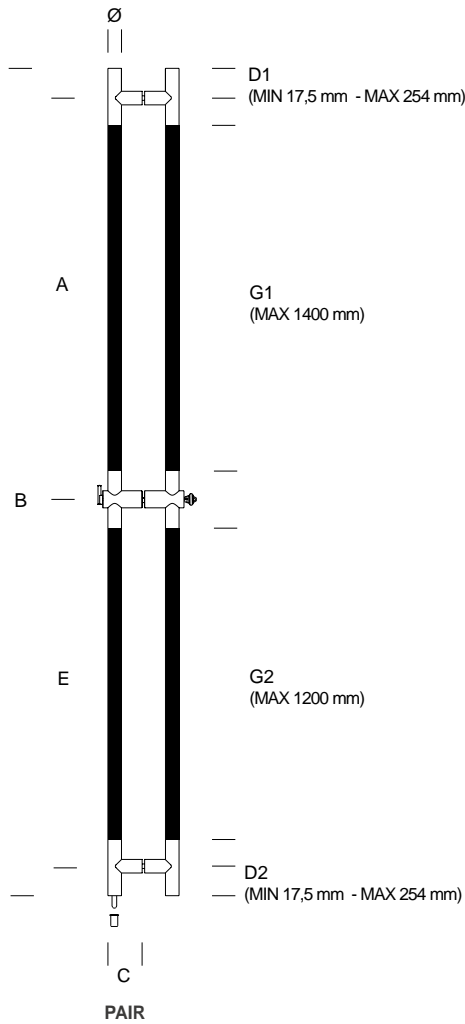

COMPONENTI:
NERO PER FINITURA VERNICIATO NERO
GRIGIO PER FINITURA VERNICIATO CHIARO E ACCIAIO INOX
EDGE COMPONENT:
BLACK FOR DARK COLOUR POWDER
GREY FOR LIGHT COLOUR POWDER AND STAINLESS STEEL
COMPOSANT
NOIR POUR FINITION LAQUEE NOIRE
GRIS POUR FINITION LAQUEE CLAIRE ET INOX
KOMPONENTEN
SCHWARZ FÜR SCHWARZ LACKIERTE AUSFÜHRUNG
GRAU FÜR HELL LACKIERTE AUSFÜHRUNG UND EDELSTAHL

I disegni riportati a catalogo sono indicativi degli ingombri.
Richiedere il disegno tecnico prima di effettuare le lavorazioni per l'installazione.
All dimensions in the catalog drawings are approximations.
Request the appropriate technical drawing before door preparation and installation.
Toutes les dimensions des dessins de catalogue sont approximatives. Demandez le dessin technique approprié avant la préparation et l'installation de la porte.
Alle Maße in den Katalogzeichnungen sind ungefähre Angaben. Fordern Sie vor der Vorbereitung und Installation der Türen die entsprechende technische Zeichnung an.

LOCKING
FULL SIZE



LA DISTANZA TRA INSERTO IN PELLE
E DISTANZIARE DEVE ESSERE
30 mm (1 3/16")
GAP BETWEEN LEATHER WRAP AND
POST MUST BE
30 mm (1 3/16")



P B A
P A T E N T E D
S Y S T E M

PATENT
102019000012465



PELLE A SORMONTO
OVERLAPPED LEATHER
CUIR DE CHEVAUCHEMENT
ÜBERLAPPENDES LEDER

CILINDRO NON INCLUSO
CYLINDER NOT INCLUDED



RIM CYLINDER
WITH IC



RIM CYLINDER



POMOLO CONFORME
NORMATIVA ADA
ADA COMPLIANT
THUMBTURN
BOUTON CORRESPON-
DANT AUX NORMES ADA
KNAUF GEMÄSS ADA
NORMEN
DEURKNOP VOLGENS
ADA NORMEN



≈ 30 mm
1 3/16"

PUNTALE REGOLABILE
ADJUSTABLE STEEL
DEAD BOLT
PIVOT RÉGLABLE
REGULIERBARER
SCHLIESSANKER
REGELBARE
ONDOORZAAGBARE
SLUITSTANG



POZZETTO
ANTIPOLVERE
DUST-FREE
FLOOR SOCKET
GÂCHE ANTI-
POUSSIÈRE
ANTISTÄUB
BODENBUCHSE
VLOERPOT MET
ANTI-STOFBESCHERMING

| BRAND OF COMPATIBLE RIM CYLINDER: | | | |
|-----------------------------------|------------|--|--|
| - ARROW | - BEST | | |
| - CORBIN RUSSWIN | - KABAILCO | | |
| - MEDECO | - SARGENT | | |
| - SCHLAGE | - YALE | | |

FOTO INDICATIVA
INDICATIVE PHOTO
PHOTO INDICATIVE
BEISPIELBILD

| | ART. | A | B | C | D1/D2 | E | G1 | G2 | Ø |
|------|------------------|--------|--------|-----------------|--------|--------|--------|--------|-----------------|
| PAIR | KLL.004.999U. xx | custom | custom | 80 mm 3 1/8" | custom | custom | custom | custom | 35 mm 1 3/8" |
| PAIR | KLL.006.999U. xx | custom | custom | 80 mm 3 1/8" | custom | custom | custom | custom | 35 mm 1 3/8" |

.XX = FINITURA
FINISH
FINITION
AFWERKUNG
AUSFÜHRUNG
page 384



INCONTRO SUPERIORE
STRIKE DETAILS
GÂCHE
ZAPFENBAND - OBERTEIL
BOVENLICHTSLUITSTUK
page 396

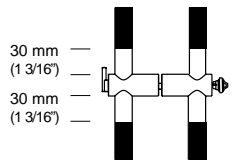
DP1 = PREPARAZIONE PORTA - DOOR PREPARATION
PREPARATION DE LA PORTE - TÜRVORBEREITUNG
page 401

DISTANZIATORI PER PORTA A DOPPIO VETRO
SPACERS FOR DOUBLE GLAZED DOOR
ENTRETOISES POUR PORTE DOUBLE VITRAGE
ABSTANDSHALTER FÜR DOPPELGLASTÜR
page 399-400

A RICHIESTA FINITURA ACCIAIO INOX VERNICIATO
ON REQUEST FINISH STAINLESS STEEL
POWDERCOATED
A LA DEMANDE FINITION ACIER INOXIDABLE LAQUEE
AUF ANFRAGE AUSFÜHRUNGEN EDELSTAHL
ROSTFREI LACKIERT
OP AANVRAAG AFWERKINGEN ROESTVAST STAAL
GELAKT
page 384

I disegni riportati a catalogo sono indicativi degli ingombri.
Richiedere il disegno tecnico prima di effettuare le lavorazioni per l'installazione.
All dimensions in the catalog drawings are approximations.
Request the appropriate technical drawing before door preparation and installation.
Toutes les dimensions des dessins de catalogue sont approximatives. Demandez le
dessin technique approprié avant la préparation et l'installation de la porte.
Alle Maße in den Katalogzeichnungen sind ungefähre Angaben. Fordern Sie vor der
Vorbereitung und Installation der Türen die entsprechende technische Zeichnung an.

LOCKING
HALF SIZE



LA DISTANZA TRA INSERTO IN PELLE
E DISTANZIERE DEVE ESSERE
30 mm (1 3/16")
GAP BETWEEN LEATHER WRAP AND
POST MUST BE
30 mm (1 3/16")


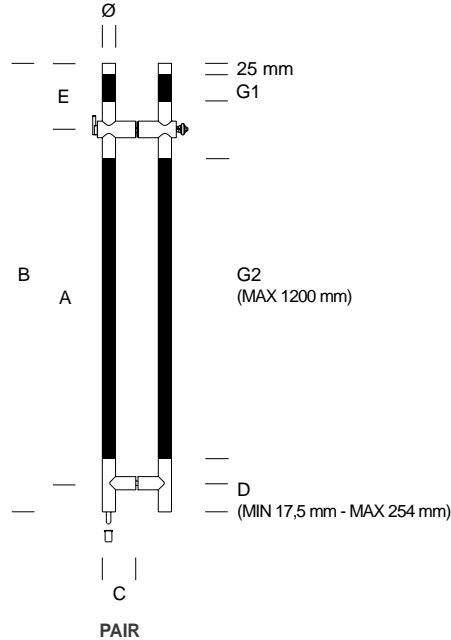


FOTO INDICATIVA
INDICATIVE PHOTO
PHOTO INDICATIVE
BEISPIELBILD



P B A
P A T E N T E D
S Y S T E M

PATENT
102019000012465



PELLE A SORMONTO
OVERLAPPED LEATHER
CUIR DE CHEVAUCHEMENT
ÜBERLAPPENDES LEDER

CILINDRO NON INCLUSO
CYLINDER NOT INCLUDED



RIM CYLINDER
WITH IC



RIM CYLINDER

POMOLO CONFORME
NORMATIVA ADA
ADA COMPLIANT
THUMBTURN



BOLTON CORRESPON-
DANT AUX NORMES ADA
KNAUF GEMÄSS ADA
NORMEN
DEURKNOP VOLGENS
ADA NORMEN



PUNTALE REGOLABILE
ADJUSTABLE STEEL
DEAD BOLT

≈ 30 mm
1 3/16"

PIVOT RÉGLABLE
REGULIERBARER
SCHLIESSANKER
REGELBARE
ONDOORZAAGBARE
SLUITSTANG



POZZETTO
ANTIPOLVERE
DUST-FREE
FLOOR SOCKET

GÂCHE ANTI-
POUSSIERE

ANTISTAUB
BODENBUCHSE


VLOERPOT MET
ANTI-STOFBESCHERMING

BRAND OF COMPATIBLE RIM CYLINDER:

- ARROW
- CORBIN RUSSWIN
- MEDECO
- SCHLAGE
- BEST
- KABAILCO
- SARGENT
- YALE

| PAIR | ART. | A | B | C | D | E | G1 | G2 | Ø |
|------|------------------|--------|--------|-----------------|--------|--------|--------|--------|-----------------|
| | KLL.002.999U. xx | custom | custom | 80 mm 3 1/8" | custom | custom | custom | custom | 35 mm 1 3/8" |

.XX = FINITURA
FINISH
FINITION
AFWERKING
AUSFÜHRUNG
page 384



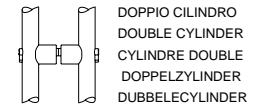
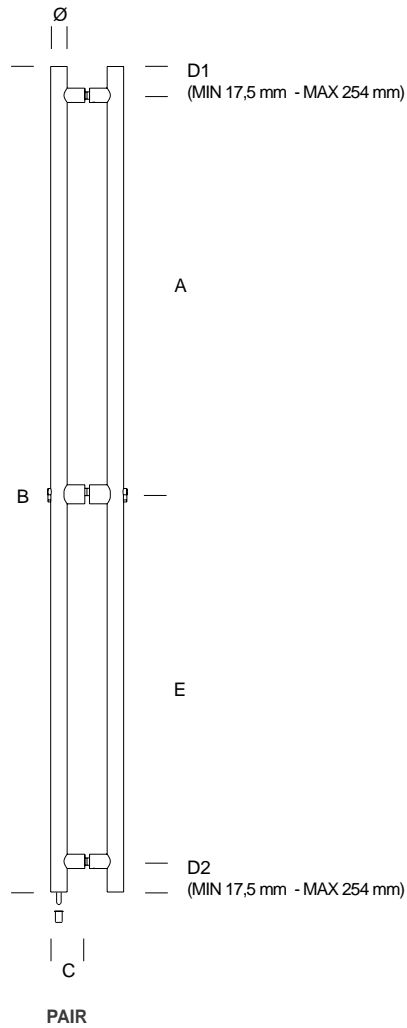

DP2 = PREPARAZIONE PORTA - DOOR PREPARATION
PREPARATION DE LA PORTE - TÜRVORBEREITUNG
page 402

A RICHIESTA FINITURA ACCIAIO INOX VERNICIATO
ON REQUEST FINISH STAINLESS STEEL
POWDERCOATED
A LA DEMANDE FINITION ACIER INOXIDABLE LAQUÉ
AUF ANFRAGE AUSFÜHRUNGEN EDELSTAHL
ROSTFREI LACKIERT
OP AANVRAAG AFWERKINGEN ROESTVAST STAAL
GELAKT
page 384

COMPONENTI:
NERO PER FINITURA VERNICIATO NERO
GRIGIO PER FINITURA VERNICIATO CHIARO E ACCIAIO INOX
EDGE COMPONENT:
BLACK FOR DARK COLOUR POWDER
GREY FOR LIGHT COLOUR POWDER AND STAINLESS STEEL
COMPOSANT
NOIR POUR FINITION LAQUEE NOIRE
GRIS POUR FINITION LAQUEE CLAIRE ET INOX
KOMPONENTEN
SCHWARZ FÜR SCHWARZ LACKIERTE AUSFÜHRUNG
GRAU FÜR HELL LACKIERTE AUSFÜHRUNG UND EDELSTAHL

I disegni riportati a catalogo sono indicativi degli ingombri.
Richiedere il disegno tecnico prima di effettuare le lavorazioni per l'installazione.
All dimensions in the catalog drawings are approximations.
Request the appropriate technical drawing before door preparation and installation.
Toutes les dimensions des dessins de catalogue sont approximatives. Demandez le dessin technique approprié avant la préparation et l'installation de la porte.
Alle Maße in den Katalogzeichnungen sind ungefähre Angaben. Fordern Sie vor der Vorbereitung und Installation der Türen die entsprechende technische Zeichnung an.

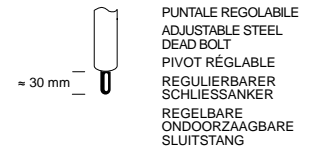
LOCKING
FULL SIZE



DOPPIO CILINDRO
DOUBLE CYLINDER
CYLINDRE DOUBLE
DOPPELZYLINDER
DUBBELECYLINDER















EUROPEAN
PROFIL CYLINDER
INCLUDED



PUNTALE REGOLABILE
ADJUSTABLE STEEL
DEAD BOLT
PIVOT RÉGLABLE
REGULIERBARER
SCHLISSANKER
REGLBARE
ONDOORZAAGBARE
SLUITSTANG



POZZETTO
ANTIPOLVERE
DUST-FREE
FLOOR SOCKET
GÂCHE ANTI-
POUSSIÈRE
ANTISTAUB
BODENBUCHSE
VLOERPOT MET
ANTI-STOFBESCHERMING

| | ART. | A | B | C | D | E | Ø |
|------|--|---|---|-------|---|---|---------|
| PAIR |  KLS.Y03.0000. xx | 1050 mm | 2200 mm | 92 mm | 75 mm | 1000 mm | 44,5 mm |
| |  KLS.Y03.9999. xx |  |  | 92 mm |  |  | 44,5 mm |
| PAIR |  KLS.Y05.0000. xx | 1050 mm | 2200 mm | 92 mm | 75 mm | 1000 mm | 44,5 mm |
| |  KLS.Y05.9999. xx |  |  | 92 mm |  |  | 44,5 mm |

.XX = FINITURA
FINISH
FINITION
AFWERKING
AUSFÜHRUNG
page 384

INCONTRO SUPERIORE
STRIKE DETAILS
GÂCHE
ZAPFENBAND - OBERTEIL
BOVENLICHTSLUITSTUK
page 396

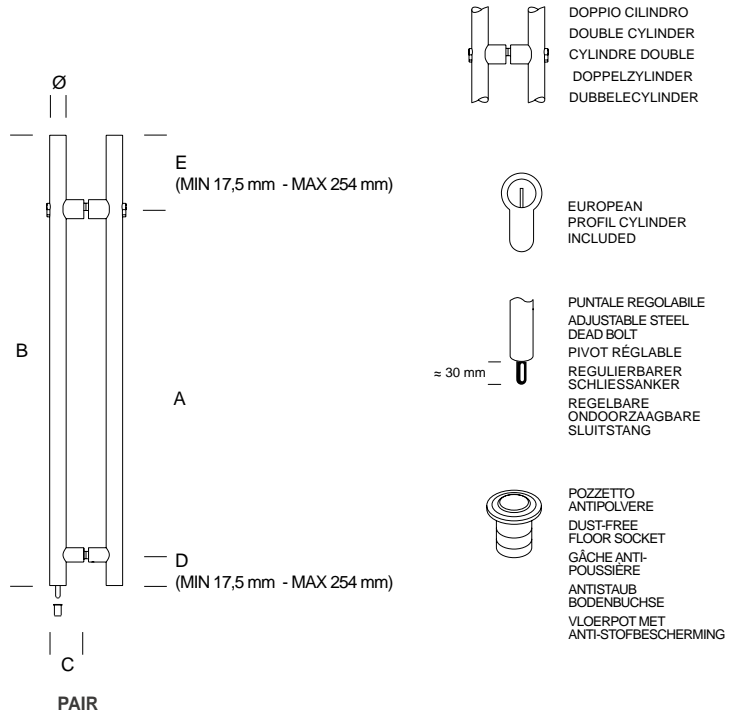

DP1 = PREPARAZIONE PORTA - DOOR PREPARATION
PREPARATION DE LA PORTE - TÜRVORBEREITUNG
page 401

A RICHIESTA FINITURA ACCIAIO INOX VERNICIATO
ON REQUEST FINISH STAINLESS STEEL
POWDERCOATED
A LA DEMANDE FINITION ACIER INOXIDABLE LAQUÉ
AUF ANFRAGE AUSFÜHRUNGEN EDELSTAHL
ROSTFREI LACKIERT
OP AANVRAAG AFWERKINGEN ROESTVAST STAAL
GELAKT
page 384

COMPONENTI:
NERO PER FINITURA VERNICIATO NERO
GRIGIO PER FINITURA VERNICIATO CHIARO E ACCIAIO INOX
EDGE COMPONENT:
BLACK FOR DARK COLOUR POWDER
GREY FOR LIGHT COLOUR POWDER AND STAINLESS STEEL
COMPOSANT
NOIR POUR FINITION LAQUEE NOIRE
GRIS POUR FINITION LAQUEE CLAIRE ET INOX
KOMPONENTEN
SCHWARZ FÜR SCHWARZ LACKIERTE AUSFÜHRUNG
GRAU FÜR HELL LACKIERTE AUSFÜHRUNG UND EDELSTAHL

I disegni riportati a catalogo sono indicativi degli ingombri.
Richiedere il disegno tecnico prima di effettuare le lavorazioni per l'installazione.
All dimensions in the catalog drawings are approximations.
Request the appropriate technical drawing before door preparation and installation.
Toutes les dimensions des dessins de catalogue sont approximatives. Demandez le dessin technique approprié avant la préparation et l'installation de la porte.
Alle Maße in den Katalogzeichnungen sind ungefähre Angaben. Fordern Sie vor der Vorbereitung und Installation der Türen die entsprechende technische Zeichnung an.

LOCKING
HALF SIZE



| PAIR | ART. | A | B | C | D | E | Ø |
|------|------------------|---------|---------|-------|-------|--------|---------|
| | KLS.Y01.0000. xx | 1000 mm | 1250 mm | 92 mm | 75 mm | 175 mm | 44,5 mm |
| | KLS.Y01.9999. xx | | | 92 mm | | | 44,5 mm |

FINISH
FINITION
AFWERKING
AUSFÜHRUNG
page 384


COMPONENTI:
NERO PER FINITURA VERNICIATO NERO
GRIGIO PER FINITURA VERNICIATO CHIARO E ACCIAIO INOX
EDGE COMPONENT:
BLACK FOR DARK COLOUR POWDER
GREY FOR LIGHT COLOUR POWDER AND STAINLESS STEEL
COMPOSANT
NOIR POUR FINITION LAQUEE NOIRE
GRIS POUR FINITION LAQUEE CLAIRE ET INOX
KOMPONENTEN
SCHWARZ FÜR SCHWARZ LACKIERTE AUSFÜHRUNG
GRAU FÜR HELL LACKIERTE AUSFÜHRUNG UND EDELSTAHL

DP2 = PREPARAZIONE PORTA - DOOR PREPARATION
PREPARATION DE LA PORTE - TÜRVORBEREITUNG
page 402

I disegni riportati a catalogo sono indicativi degli ingombri.
Richiedere il disegno tecnico prima di effettuare le lavorazioni per l'installazione.
All dimensions in the catalog drawings are approximations.
Request the appropriate technical drawing before door preparation and installation.
Toutes les dimensions des dessins de catalogue sont approximatives. Demandez le dessin technique approprié avant la préparation et l'installation de la porte.
Alle Maße in den Katalogzeichnungen sind ungefähre Angaben. Fordern Sie vor der Vorbereitung und Installation der Türen die entsprechende technische Zeichnung an.

A RICHIESTA FINITURA ACCIAIO INOX VERNICIATO
ON REQUEST FINISH STAINLESS STEEL
POWDERCOATED
A LA DEMANDE FINITION ACIER INOXIDABLE LAQUÉ
AUF ANFRAGE AUSFÜHRUNGEN EDELSTAHL
ROSTFREI LACKIERT
OP AANVRAAG AFWERKINGEN ROESTVAST STAAL
GELAKT
page 384

PROGRAMMA K-LOCK
DIGITAL

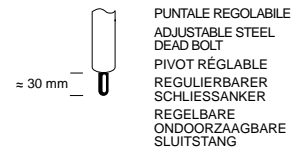
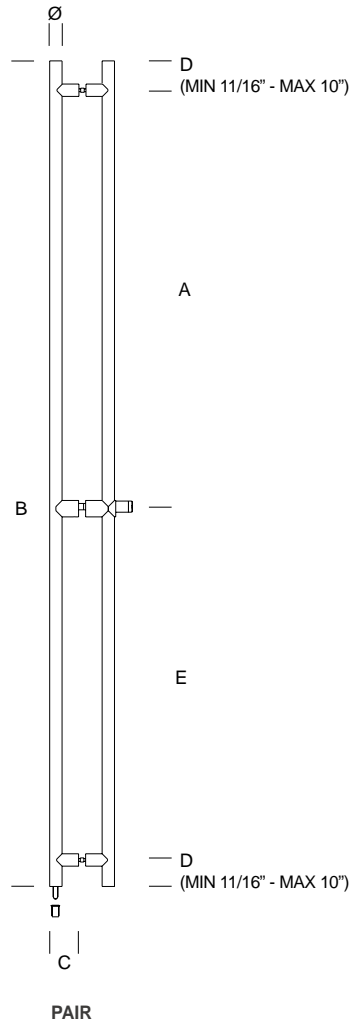







SUPPORTO
POST



KABA CILINDRO DIGITALE KABA
KABA DIGITAL CYLINDER

LOCKING
FULL SIZE



| | ART. | A | B | C | D | E | Ø |
|------|--|----------------------|--------------------|-----------------|-------------------|--------------------|-----------------|
| PAIR |  KLD.Y03.0000. xx | 1050 mm 41 11/32" | 2200 mm 86 5/8" | 80 mm 3 1/8" | 75 mm 2 15/16" | 1000 mm 39 3/8" | 35 mm 1 3/8" |
| | KLD.Y03.9999. xx | custom | custom | 80 mm 3 1/8" | custom | custom | 35 mm 1 3/8" |
| PAIR |  KLD.Y05.0000. xx | 1050 mm 41 11/32" | 2200 mm 86 5/8" | 80 mm 3 1/8" | custom | custom | 35 mm 1 3/8" |
| | KLD.Y05.9999. xx | custom | custom | 80 mm 3 1/8" | custom | custom | 35 mm 1 3/8" |
| PAIR |  KLD.Y04.0000. xx | 1050 mm 41 11/32" | 2200 mm 86 5/8" | 80 mm 3 1/8" | custom | custom | 35 mm 1 3/8" |
| | KLD.Y04.9999. xx | custom | custom | 80 mm 3 1/8" | custom | custom | 35 mm 1 3/8" |
| PAIR |  KLD.Y06.0000. xx | 1050 mm 41 11/32" | 2200 mm 86 5/8" | 80 mm 3 1/8" | custom | custom | 35 mm 1 3/8" |
| | KLD.Y06.9999. xx | custom | custom | 80 mm 3 1/8" | custom | custom | 35 mm 1 3/8" |

.XX = FINITURA
FINISH
FINITION
AFWERKING
AUSFÜHRUNG
page 384

INCONTRO SUPERIORE
STRIKE DETAILS
GÂCHE
ZAPFENBAND - OBERTEIL
BOVENLICHTSLUITSTUK
page 396

DP1 = PREPARAZIONE PORTA - DOOR PREPARATION
PRÉPARATION DE LA PORTE - TÜRVORBEREITUNG
page 401

DETTAGLI CILINDRO KABA
KABA CYLINDER DETAILS
page 398

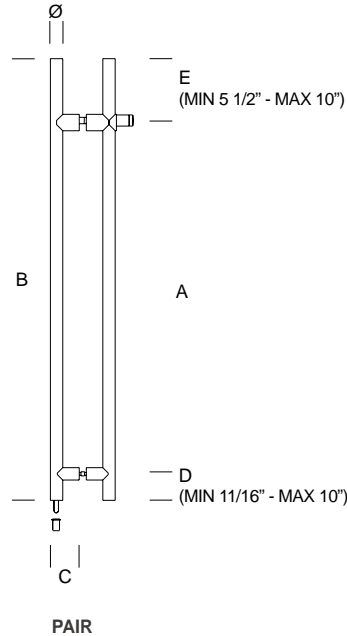

A RICHIESTA FINITURA ACCIAIO INOX VERNICIATO
ON REQUEST FINISH STAINLESS STEEL
POWDERCOATED
A LA DEMANDE FINITION ACIER INOXIDABLE LAQUÉ
AUF ANFRAGE AUSFÜHRUNGEN EDELSTAHL
ROSTFREI LACKIERT
OP AANVRAAG AFWERKINGEN ROESTVAST STAAL
GELAKT
page 384

COMPONENTI:
NERO PER FINITURA VERNICIATO NERO
GRIGIO PER FINITURA VERNICIATO CHIARO E ACCIAIO INOX
EDGE COMPONENT:
BLACK FOR DARK COLOUR POWDER
GREY FOR LIGHT COLOUR POWDER AND STAINLESS STEEL
COMPOSANT
NOIR POUR FINITION LAQUEE NOIRE
GRIS POUR FINITION LAQUEE CLAIRE ET INOX
KOMPONENTEN
SCHWARZ FÜR SCHWARZ LACKIERTE AUSFÜHRUNG
GRAU FÜR HELL LACKIERTE AUSFÜHRUNG UND EDELSTAHL

I disegni riportati a catalogo sono indicativi degli ingombri.
Richiedere il disegno tecnico prima di effettuare le lavorazioni per l'installazione.
All dimensions in the catalog drawings are approximations.
Request the appropriate technical drawing before door preparation and installation.
Toutes les dimensions des dessins de catalogue sont approximatives. Demandez le dessin technique approprié avant la préparation et l'installation de la porte.
Alle Maße in den Katalogzeichnungen sind ungefähre Angaben. Fordern Sie vor der Vorbereitung und Installation der Türen die entsprechende technische Zeichnung an.

LOCKING
HALF SIZE

KABA
digital cylinder inside





≈ 30 mm

PUNTALE REGOLABILE
ADJUSTABLE STEEL
DEAD BOLT
PIVOT RÉGLABLE
REGULIERBARER
SCHLIESSANKER
REGLBARE
ONDOORZAAGBARE
SLUITSTANG



POZZETTO
ANTIPOLVERE
DUST-FREE
FLOOR SOCKET
GÂCHE ANTI-
POUSSIERE
ANTISTAUB
BODENBUCHSE
VLOERPOT MET
ANTI-STOFBESCHERMING

| | ART. | A | B | C | D | E | Ø |
|------|--|--------------------|--------------------|-----------------|-------------------|------------------|-----------------|
| PAIR |  KLD.Y01.0000. xx | 1000 mm 39 3/8" | 1250 mm 49 1/4" | 80 mm 3 1/8" | 75 mm 2 15/16" | 175 mm 6 7/8" | 35 mm 1 3/8" |
| | KLD.Y01.9999. xx | custom | custom | 80 mm 3 1/8" | custom | custom | 35 mm 1 3/8" |
| PAIR |  KLD.Y02.0000. xx | 1000 mm 39 3/8" | 1250 mm 49 1/4" | 80 mm 3 1/8" | 75 mm 2 15/16" | 175 mm 6 7/8" | 35 mm 1 3/8" |
| | KLD.Y02.9999. xx | custom | custom | 80 mm 3 1/8" | custom | custom | 35 mm 1 3/8" |

.XX = FINITURA
FINISH
FINITION
AFWERKING
AUSFÜHRUNG
page 384

INCONTRO SUPERIORE
STRIKE DETAILS
GÂCHE
ZÄPFENBAND - OBERTEIL
BOVENLICHTSLUITSTUK
page 396

DP2 = PREPARAZIONE PORTA - DOOR PREPARATION
PREPARATION DE LA PORTE - TÜRVORBEREITUNG
page 402

DETTAGLI CILINDRO KABA
KABA CYLINDER DETAILS
page 398

A RICHIESTA FINITURA ACCIAIO INOX VERNICIATO
ON REQUEST FINISH STAINLESS STEEL
POWDERCOATED
A LA DEMANDE FINITION ACIER INOXIDABLE LAQUÉ
AUF ANFRAGE AUSFÜHRUNGEN EDELSTAHL
ROSTFREI LACKIERT
OP AANVRAAG AFWERKINGEN ROESTVAST STAAL
GELAKT
page 384

COMPONENTI:
NERO PER FINITURA VERNICIATO NERO
GRIGIO PER FINITURA VERNICIATO CHIARO E ACCIAIO INOX
EDGE COMPONENT:
BLACK FOR DARK COLOUR POWDER
GREY FOR LIGHT COLOUR POWDER AND STAINLESS STEEL
COMPOSANT
NOIR POUR FINITION LAQUEE NOIRE
GRIS POUR FINITION LAQUEE CLAIRE ET INOX
KOMPONENTEN
SCHWARZ FÜR SCHWARZ LACKIERTE AUSFÜHRUNG
GRAU FÜR HELL LACKIERTE AUSFÜHRUNG UND EDELSTAHL

I disegni riportati a catalogo sono indicativi degli ingombri.
Richiedere il disegno tecnico prima di effettuare le lavorazioni per l'installazione.
All dimensions in the catalog drawings are approximations.
Request the appropriate technical drawing before door preparation and installation.
Toutes les dimensions des dessins de catalogue sont approximatives. Demandez le dessin technique approprié avant la préparation et l'installation de la porte.
Alle Maße in den Katalogzeichnungen sind ungefähre Angaben. Fordern Sie vor der Vorbereitung und Installation der Türen die entsprechende technische Zeichnung an.



SUPPORTO
POST

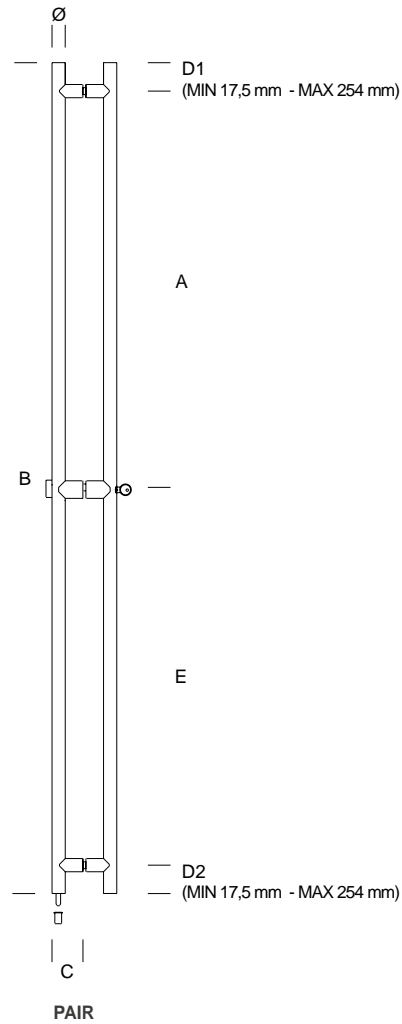
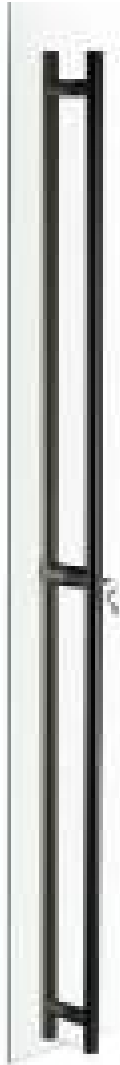


CILINDRO PROFILO EUROPEO
EUROPEAN CYLINDER

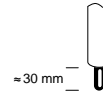


CILINDRO PROFILO AMERICANO RIM
AMERICAN RIM CYLINDER

LOCKING
FULL SIZE

















EUROPEAN
PROFIL CYLINDER
INCLUDED



PUNTALE REGOLABILE
ADJUSTABLE STEEL
DEAD BOLT
PIVOT RÉGLABLE
REGULIERBARER
SCHLIESSANKER
REGELBARE
ONDOORZAAGBARE
SLUITSTANG



POZZETTO
ANTIPOLVERE
DUST-FREE
FLOOR SOCKET
GÂCHE ANTI-
POUSSIERE
ANTISTAUB
BODENBUCHSE
VLOERPOT MET
ANTI-STOFBESCHERMING

| | ART. | A | B | C | D1 | D2 | E | Ø |
|------|---|---|---|-------|---|---|---|-------|
| PAIR |  KLA.Y04.0000.xx | 1050 mm | 2200 mm | 85 mm | 75 mm | 75 mm | 1000 mm | 37 mm |
| |  KLA.Y04.9999.xx |  |  | 85 mm |  |  |  | 37 mm |
| PAIR |  KLA.Y06.0000.xx | 1050 mm | 2200 mm | 85 mm | 75 mm | 75 mm | 1000 mm | 37 mm |
| |  KLA.Y06.9999.xx |  |  | 85 mm |  |  |  | 37 mm |

.XX = FINITURA
FINISH
FINITION
AFWERKING
AUSFÜHRUNG
page 384



COMPONENTI:
NERO PER FINITURA VERNICIATO NERO
GRIGIO PER FINITURA VERNICIATO CHIARO E ACCIAIO INOX
EDGE COMPONENT:
BLACK FOR DARK COLOUR POWDER
GREY FOR LIGHT COLOUR POWDER AND STAINLESS STEEL
COMPOSANT
NOIR POUR FINITION LAQUEE NOIRE
GRIS POUR FINITION LAQUEE CLAIRE ET INOX
KOMPONENTEN
SCHWARZ FÜR SCHWARZ LACKIERTE AUSFÜHRUNG
GRAU FÜR HELL LACKIERTE AUSFÜHRUNG UND EDELSTAHL

DP1 = PREPARAZIONE PORTA - DOOR PREPARATION
PREPARATION DE LA PORTE - TÜRVORBEREITUNG
page 401

A RICHIESTA DISTANZIATORI PER PORTA A DOPPIO VETRO
ON REQUEST SPACERS FOR DOUBLE GLAZED DOOR
A LA DEMANDE ENTRETOISES POUR PORTE DOUBLE VITRAGE
AUF ANFRAGE ABSTANDSHALTER FÜR DOPPELGLASTÜR

I disegni riportati a catalogo sono indicativi degli ingombri.
Richiedere il disegno tecnico prima di effettuare le lavorazioni per l'installazione.
All dimensions in the catalog drawings are approximations.
Request the appropriate technical drawing before door preparation and installation.
Toutes les dimensions des dessins de catalogue sont approximatives. Demandez le dessin technique approprié avant la préparation et l'installation de la porte.
Alle Maße in den Katalogzeichnungen sind ungefähre Angaben. Fordern Sie vor der Vorbereitung und Installation der Türen die entsprechende technische Zeichnung an.

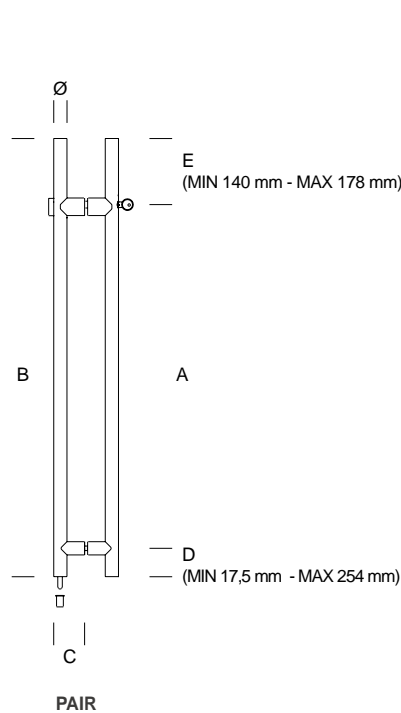

INCONTRO SUPERIORE
STRIKE DETAILS
GÂCHE
ZAPFENBAND - OBERTEIL
BOVENLICHTSLUITSTUK
page 396

VERSIONE SENZA SERRATURA
COMBINED NON LOCKING
MODÈLE SANS SERRURE
VERSION OHNE VERSCHLUSS
VERSIE ZONDER SLOT
page 215

ART.
KLA.Y02.000G
KLA.Y02.999G



LOCKING
HALF SIZE



EUROPEAN
PROFIL CYLINDER
INCLUDED



PUNTALE REGOLABILE
ADJUSTABLE STEEL
DEAD BOLT
PIVOT RÉGLABLE
REGULIERBARER
SCHLISSANKER
REGELBARE
ONDOORZAAGBARE
SLUITSTANG



POZZETTO
ANTIPOLVERE
DUST-FREE
FLOOR SOCKET
CÂCHE ANTI-
POUSSIÈRE
ANTSTAUB
BODENBUCHSE
VLOERPOT MET
ANTI-STOPBESCHERMING

| PAIR | ART. | A | B | C | D | E | Ø |
|------|------------------|---------|---------|-------|-------|--------|-------|
| | KLA.Y02.0000. xx | 1000 mm | 1250 mm | 85 mm | 75 mm | 175 mm | 37 mm |
| | KLA.Y02.9999. xx | | | 85 mm | | | 37 mm |

.XX = FINITURA
FINISH
FINITION
AFWERKING
AUSFÜHRUNG
page 384



COMPONENTI:
NERO PER FINITURA VERNICIATO NERO
GRIGIO PER FINITURA VERNICIATO CHIARO E ACCIAIO INOX
EDGE COMPONENT:
BLACK FOR DARK COLOUR POWDER
GREY FOR LIGHT COLOUR POWDER AND STAINLESS STEEL
COMPOSANT
NOIR POUR FINITION LAQUEE NOIRE
GRIS POUR FINITION LAQUEE CLAIRE ET INOX
KOMPONENTEN
SCHWARZ FÜR SCHWARZ LACKIERTE AUSFÜHRUNG
GRAU FÜR HELL LACKIERTE AUSFÜHRUNG UND EDELSTAHL

DP2 = PREPARAZIONE PORTA - DOOR PREPARATION
PRÉPARATION DE LA PORTE - TÜRVORBEREITUNG
page 402

A RICHIESTA, DISTANZIATORI PER PORTA A DOPPIO VETRO
ON REQUEST SPACERS FOR DOUBLE GLAZED DOOR
A LA DEMANDE ENTRETOISES POUR PORTE DOUBLE VITRAGE
AUF ANFRAGE ABSTANDSHALTER FÜR DOPPELGLASTÜR

I disegni riportati a catalogo sono indicativi degli ingombri.
Richiedere il disegno tecnico prima di effettuare le lavorazioni per l'installazione.

All dimensions in the catalog drawings are approximations.
Request the appropriate technical drawing before door preparation and installation.

Toutes les dimensions des dessins de catalogue sont approximatives. Demandez le dessin technique approprié avant la préparation et l'installation de la porte.

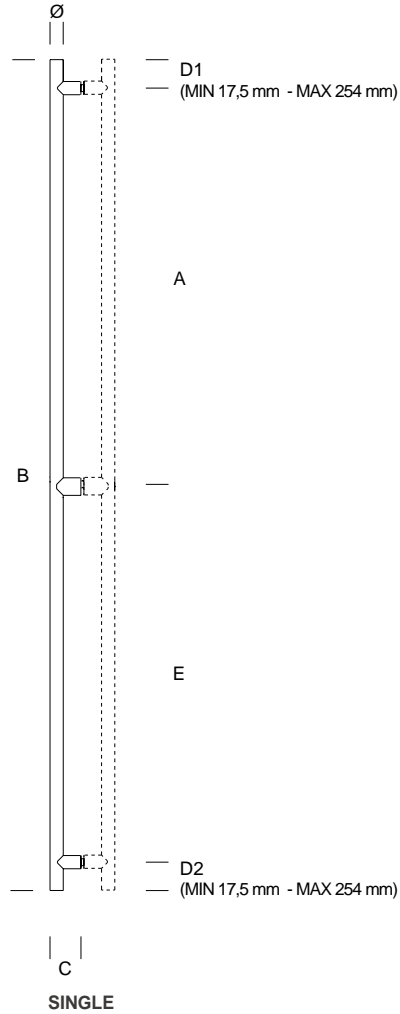

Alle Maße in den Katalogzeichnungen sind ungefähre Angaben. Fordern Sie vor der Vorbereitung und Installation der Türen die entsprechende technische Zeichnung an.

VERSIONE SENZA SERRATURA
COMBINED NON LOCKING
MODÈLE SANS SERRURE
VERSION OHNE VERSCHLUSS
VERSIE ZONDER SLOT
page 216

ART.
KLA.Y01.000G
KLA.Y01.999G



NON LOCKING
FULL SIZE



| | ART. | A | B | C | D1 | D2 | E | Ø |
|--------|-----------------|---------|---------|-------|-------|-------|---------|-------|
| SINGLE | KLA.Y02.000G.xx | 1050 mm | 2200 mm | 85 mm | 75 mm | 75 mm | 1000 mm | 37 mm |
| | KLA.Y02.999G.xx | ☉ | ☉ | 85 mm | ☉ | ☉ | ☉ | 37 mm |

.XX = FINITURA
FINISH
FINITION
AFWERKUNG
AUSFÜHRUNG
page 384



COMPONENTI:
NERO PER FINITURA VERNICIATO NERO
GRIGIO PER FINITURA VERNICIATO CHIARO E ACCIAIO INOX
EDGE COMPONENT:
BLACK FOR DARK COLOUR POWDER
GREY FOR LIGHT COLOUR POWDER AND STAINLESS STEEL
COMPOSANT
NOIR POUR FINITION LAQUEE NOIRE
GRIS POUR FINITION LAQUEE CLAIRE ET INOX
KOMPONENTEN
SCHWARZ FÜR SCHWARZ LACKIERTE AUSFÜHRUNG
GRAU FÜR HELL LACKIERTE AUSFÜHRUNG UND EDELSTAHL

DP4 = PREPARAZIONE PORTA - DOOR PREPARATION
PREPARATION DE LA PORTE - TÜRVORBEREITUNG
page 404

A RICHIESTA, DISTANZIATORI PER PORTA A DOPPIO VETRO
ON REQUEST SPACERS FOR DOUBLE GLAZED DOOR
A LA DEMANDE ENTRETOISES POUR PORTE DOUBLE VITRAGE
AUF ANFRAGE ABSTANDSHALTER FÜR DOPPELGLASTÜR

I disegni riportati a catalogo sono indicativi degli ingombri.
Richiedere il disegno tecnico prima di effettuare le lavorazioni per l'installazione.

All dimensions in the catalog drawings are approximations.
Request the appropriate technical drawing before door preparation and installation.

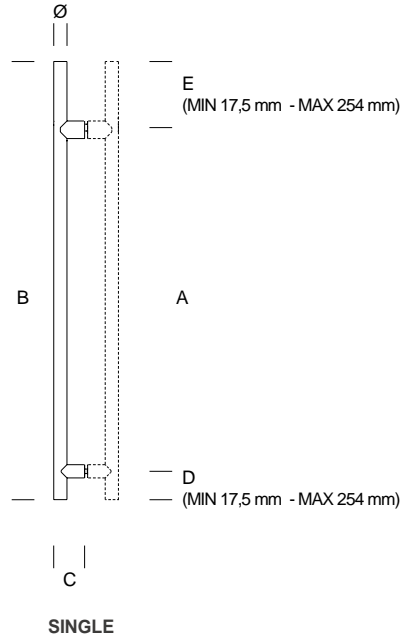

Toutes les dimensions des dessins de catalogue sont approximatives. Demandez le dessin technique approprié avant la préparation et l'installation de la porte.

Alle Maße in den Katalogzeichnungen sind ungefähre Angaben. Fordern Sie vor der Vorbereitung und Installation der Türen die entsprechende technische Zeichnung an.

NON LOCKING TO MATCH PULL ON
page 213

FISSAGGI D VENDUTI SEPARATAMENTE
FIXING D SOLD SEPARATELY
page 390

NON LOCKING
HALF SIZE



| | ART. | A | B | C | D | E | Ø |
|--------|------------------|---------|---------|-------|-------|--------|-------|
| SINGLE | KLA.Y01.000G. xx | 1000 mm | 1250 mm | 85 mm | 75 mm | 175 mm | 37 mm |
| | KLA.Y01.999G. xx | | | 85 mm | | | 37 mm |

.XX = FINITURA
FINISH
FINITION
AFWERKUNG
AUSFÜHRUNG
page 384



COMPONENTI:
NERO PER FINITURA VERNICIATO NERO
GRIGIO PER FINITURA VERNICIATO CHIARO E ACCIAIO INOX
EDGE COMPONENT:
BLACK FOR DARK COLOUR POWDER
GREY FOR LIGHT COLOUR POWDER AND STAINLESS STEEL
COMPOSANT
NOIR POUR FINITION LAQUEE NOIRE
GRIS POUR FINITION LAQUEE CLAIRE ET INOX
KOMPONENTEN
SCHWARZ FÜR SCHWARZ LACKIERTE AUSFÜHRUNG
GRAU FÜR HELL LACKIERTE AUSFÜHRUNG UND EDELSTAHL

DP5 = PREPARAZIONE PORTA - DOOR PREPARATION
PREPARATION DE LA PORTE - TÜRVORBEREITUNG
page 405

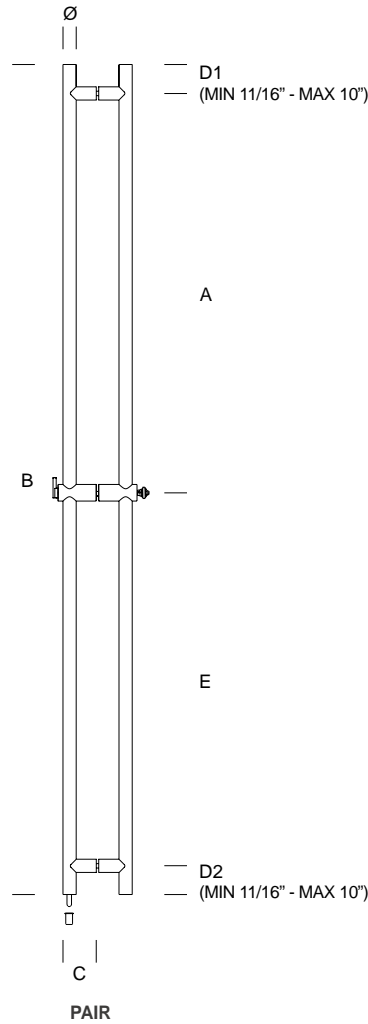

A RICHIESTA DISTANZIATORI PER PORTA A DOPPIO VETRO
ON REQUEST SPACERS FOR DOUBLE GLAZED DOOR
A LA DEMANDE ENTRETOISES POUR PORTE DOUBLE VITRAGE
AUF ANFRAGE ABSTANDSHALTER FÜR DOPPELGLASTÜR

I disegni riportati a catalogo sono indicativi degli ingombri.
Richiedere il disegno tecnico prima di effettuare le lavorazioni per l'installazione.
All dimensions in the catalog drawings are approximations.
Request the appropriate technical drawing before door preparation and installation.
Toutes les dimensions des dessins de catalogue sont approximatives. Demandez le dessin technique approprié avant la préparation et l'installation de la porte.
Alle Maße in den Katalogzeichnungen sind ungefähre Angaben. Fordern Sie vor der Vorbereitung und Installation der Türen die entsprechende technische Zeichnung an.

NON LOCKING TO MATCH PULL ON
page 214

FISSAGGI D VENDUTI SEPARATAMENTE
FIXING D SOLD SEPARATELY
page 390

LOCKING
FULL SIZE



USA
standard
requirements



PBA
PATENTED
SYSTEM

PATENT
102019000012465

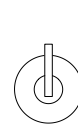
CILINDRO NON INCLUSO
CYLINDER NOT INCLUDED



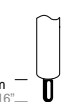
RIM CYLINDER
WITH IC



RIM CYLINDER



POMOLO CONFORME
NORMATIVA ADA
ADA COMPLIANT
THUMBTURN
BOULTON CORRESPON-
DANT AUX NORMES ADA
KNAUF GEMÄSS ADA
NORMEN
DEURKNOP VOLGENS
ADA NORMEN



PUNTALE REGOLABILE
ADJUSTABLE STEEL
DEAD BOLT
PIVOT RÉGLABLE
REGULIERBARER
SCHLISSANKER
REGELBARE
ONDOORZAAGBARE
SLUITSTANG

≈ 30 mm
1 3/16"



POZZETTO
ANTIPOLVERE
DUST-FREE
FLOOR SOCKET
GÂCHE ANTI-
POUSSIÈRE
ANTISTAUB
BODENBUCHSE
VLOERPOT MET
ANTI-STOFBESCHERMING

| BRAND OF COMPATIBLE RIM CYLINDER: | |
|-----------------------------------|------------|
| - ARROW | - BEST |
| - CORBIN RUSSWIN | - KABAILCO |
| - MEDECO | - SARGENT |
| - SCHLAGE | - YALE |

| | ART. | A | B | C | D1 | D2 | E | Ø |
|-----------------------|------------------|----------------------|--------------------|-------------------|-------------------|-------------------|--------------------|-------------------|
| PAIR | KLA.AD4.000U. xx | 1050 mm 41 11/32" | 2200 mm 86 5/8" | 85 mm 3 11/32" | 75 mm 2 15/16" | 75 mm 2 15/16" | 1000 mm 39 3/8" | 37 mm 1 29/64" |
| BOTTOM LOCKING | KLA.AD4.0U72. xx | custom | 1828 mm 72" | 85 mm 3 11/32" | custom | custom | custom | 37 mm 1 29/64" |
| | KLA.AD4.0U84. xx | custom | 2133 mm 84" | 85 mm 3 11/32" | custom | custom | custom | 37 mm 1 29/64" |
| | KLA.AD4.999U. xx | custom | custom | 85 mm 3 11/32" | custom | custom | custom | 37 mm 1 29/64" |
| PAIR | KLA.AD6.000U. xx | 1050 mm 41 11/32" | 2200 mm 86 5/8" | 85 mm 3 11/32" | 75 mm 2 15/16" | 75 mm 2 15/16" | 1000 mm 39 3/8" | 37 mm 1 29/64" |
| TOP/BOTTOM LOCKING | KLA.AD6.999U. xx | custom | custom | 85 mm 3 11/32" | custom | custom | custom | 37 mm 1 29/64" |

.XX = FINITURA
FINISH
FINITION
AFWERKING
AUSFÜHRUNG
page 384



DP1 = PREPARAZIONE PORTA - DOOR PREPARATION
PRÉPARATION DE LA PORTE - TÜRVORBEREITUNG
page 401

DISTANZIATORI PER PORTA A DOPPIO VETRO
SPACERS FOR DOUBLE GLAZED DOOR
ENTRETOISES POUR PORTE DOUBLE VITRAGE
ABSTANDSHALTER FÜR DOPPELGLASTÜR
KLA.KIT.99U4
page 399-400

I disegni riportati a catalogo sono indicativi degli ingombri.
Richiedere il disegno tecnico prima di effettuare le lavorazioni per l'installazione.

All dimensions in the catalog drawings are approximations.
Request the appropriate technical drawing before door preparation and installation.

Toutes les dimensions des dessins de catalogue sont approximatives. Demandez le dessin technique approprié avant la préparation et l'installation de la porte.

Alle Maße in den Katalogzeichnungen sind ungefähre Angaben. Fordern Sie vor der Vorbereitung und Installation der Türen die entsprechende technische Zeichnung an.

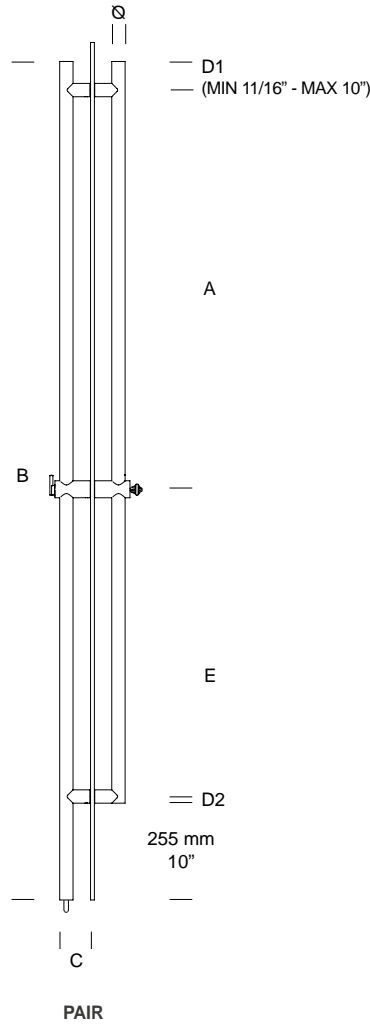
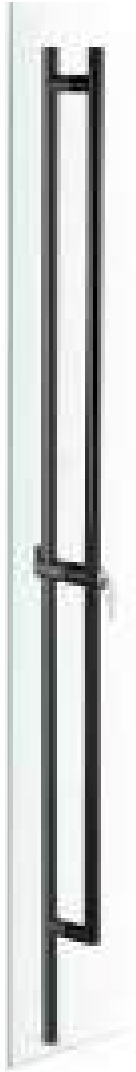
INCONTRO SUPERIORE
STRIKE DETAILS
GÂCHE
ZAPFENBAND - OBERTEIL
BOVENLICHTSLUITSTUK
page 396

VERSIONE SENZA SERRATURA
COMBINED NON LOCKING
MODÈLE SANS SERRURE
VERSION OHNE VERSCHLUSS
VERSIE ZONDER SLOT
page 225

ART.
KLA.0G4.000U
KLA.0G4.999U
KLA.0G4.0U72
KLA.0G4.0U84



LOCKING
FULL SIZE



ADA
10\"/>



PATENT
102019000012465

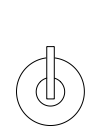
CILINDRO NON INCLUSO
CYLINDER NOT INCLUDED



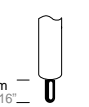
RIM CYLINDER
WITH IC



RIM CYLINDER



POMOLO CONFORME
NORMATIVA ADA
ADA COMPLIANT
THUMBTURN
BOUTON CORRESPON-
DANT AUX NORMES ADA
KNAUF GEMÄSS ADA
NORMEN
DEURKNOP VOLGENS
ADA NORMEN



PUNTALE REGOLABILE
ADJUSTABLE STEEL
DEAD BOLT
PIVOT RÉGLABLE
REGULIERBARER
SCHLISSANKER
REGELBARE
ONDOORZAAGBARE
SLUITSTANG



POZZETTO
ANTIPOLVERE
DUST-FREE
FLOOR SOCKET
GÂCHE ANTI-
POUSSIÈRE
ANTISTAUB
BODENBUCHSE
VLOERPOT MET
ANTI-STOFBESCHERMING

BRAND OF COMPATIBLE RIM CYLINDER:

- ARROW
- CORBIN RUSSWIN
- MEDECO
- SCHLAGE
- BEST
- KABAILCO
- SARGENT
- YALE

PAIR



BOTTOM
LOCKING

| ART. | A | B | C | D1 | D2 | E | Ø |
|------------------|----------------------|--------------------|-------------------|-------------------|-------------------|--------------------|-------------------|
| KLA.AD4.00TU. xx | 1050 mm 41 11/32" | 2200 mm 86 5/8" | 85 mm 3 11/32" | 75 mm 2 15/16" | 17,5 mm 11/16" | 802 mm 31 9/16" | 37 mm 1 29/64" |
| KLA.AD4.TU72. xx | custom | 1828 mm 72" | 85 mm 3 11/32" | custom | 17,5 mm 11/16" | custom | 37 mm 1 29/64" |
| KLA.AD4.TU84. xx | custom | 2133 mm 84" | 85 mm 3 11/32" | custom | 17,5 mm 11/16" | custom | 37 mm 1 29/64" |
| KLA.AD4.99TU. xx | custom | custom | 85 mm 3 11/32" | custom" | 17,5 mm 11/16" | custom | 37 mm 1 29/64" |

.XX = FINITURA
FINISH
FINITION
AFWERKING
AUSFÜHRUNG
page 384



DP1 = PREPARAZIONE PORTA - DOOR PREPARATION
PREPARATION DE LA PORTE - TÜRVORBEREITUNG
page 401

DISTANZIATORI PER PORTA A DOPPIO VETRO
SPACERS FOR DOUBLE GLAZED DOOR
ENTRETOISES POUR PORTE DOUBLE VITRAGE
ABSTANDSHALTER FÜR DOPPELGLASTÜR
KLA.KIT.99U4
page 399-400

I disegni riportati a catalogo sono indicativi degli ingombri.
Richiedere il disegno tecnico prima di effettuare le lavorazioni per l'installazione.
All dimensions in the catalog drawings are approximations.
Request the appropriate technical drawing before door preparation and installation.

Toutes les dimensions des dessins de catalogue sont approximatives. Demandez le dessin technique approprié avant la préparation et l'installation de la porte.

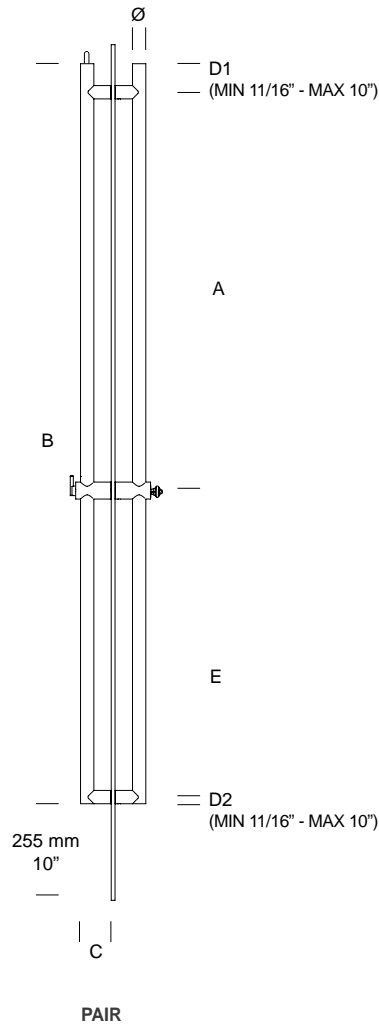
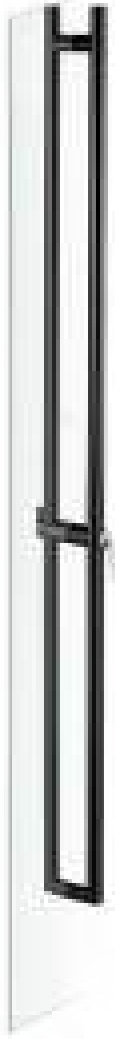
Alle Maße in den Katalogzeichnungen sind ungefähre Angaben. Fordern Sie vor der Vorbereitung und Installation der Türen die entsprechende technische Zeichnung an.

VERSIONE SENZA SERRATURA
COMBINED NON LOCKING
MODÈLE SANS SERRURE
VERSION OHNE VERSCHLUSS
VERSIE ZONDER SLOT
page 226

ART.
KLA.0G4.00TU
KLA.0G4.99TU
KLA.0G4.TU72
KLA.0G4.TU84



LOCKING
FULL SIZE



ADA
10"
clearance
layout

P B A
PATENTED
SYSTEM

PATENT
102019000012465

CILINDRO NON INCLUSO
CYLINDER NOT INCLUDED



RIM CYLINDER
WITH IC



RIM CYLINDER



POMOLO CONFORME
NORMATIVA ADA
ADA COMPLIANT
THUMBTURN
BOUTON CORRESPON-
DANT AUX NORMES ADA
KNAUF GEMÄSS ADA
NORMEN
DEURKNOP VOLGENS
ADA NORMEN



PUNTALE REGOLABILE
ADJUSTABLE STEEL
DEAD BOLT
PIVOT RÉGLABLE
REGULIERBARER
SCHLISSANKER
REGELBARE
ONDOORZAAGBARE
SLUITSTANG

= 30 mm
1 31/16"



POZZETTO
ANTIPOLVERE
DUST-FREE
FLOOR SOCKET
GÂCHE ANTI-
POUSSIÈRE
ANTISTAUB
BODENBUCHSE
VLOERPOT MET
ANTI-STOFBESCHERMING

BRAND OF COMPATIBLE RIM CYLINDER:

- ARROW
- CORBIN RUSSWIN
- MEDECO
- SCHLAGE
- BEST
- KABAILCO
- SARGENT
- YALE

PAIR



TOP
LOCKING

| ART. | A | B | C | D1 | D2 | E | Ø |
|------------------|----------------------|---------------------|-------------------|-------------------|-------------------|--------------------|-------------------|
| KLA.AD4.00RU. xx | 1050 mm 41 11/32" | 1945 mm 76 9/16" | 85 mm 3 11/32" | 75 mm 2 15/16" | 17,5 mm 11/16" | 802 mm 31 9/16" | 37 mm 1 29/64" |
| KLA.AD4.RU72. xx | custom | 1828 mm 72" | 85 mm 3 11/32" | custom | custom | custom | 37 mm 1 29/64" |
| KLA.AD4.99RU. xx | custom | custom | 85 mm 3 11/32" | custom | custom | custom | 37 mm 1 29/64" |

.XX = FINITURA
FINISH
FINITION
AFWERKING
AUSFÜHRUNG
page 384



DP1 = PREPARAZIONE PORTA - DOOR PREPARATION
PREPARATION DE LA PORTE - TÜRVORBEREITUNG
page 401

DISTANZIATORI PER PORTA A DOPPIO VETRO
SPACERS FOR DOUBLE GLAZED DOOR
ENTRETOISES POUR PORTE DOUBLE VITRAGE
ABSTANDSHALTER FÜR DOPPELGLASTÜR
KLA.KIT.99U4
page 399-400

I disegni riportati a catalogo sono indicativi degli ingombri.
Richiedere il disegno tecnico prima di effettuare le lavorazioni per l'installazione.

All dimensions in the catalog drawings are approximations.
Request the appropriate technical drawing before door preparation and installation.

Toutes les dimensions des dessins de catalogue sont approximatives. Demandez le dessin technique approprié avant la préparation et l'installation de la porte.

Alle Maße in den Katalogzeichnungen sind ungefähre Angaben. Fordern Sie vor der Vorbereitung und Installation der Türen die entsprechende technische Zeichnung an.

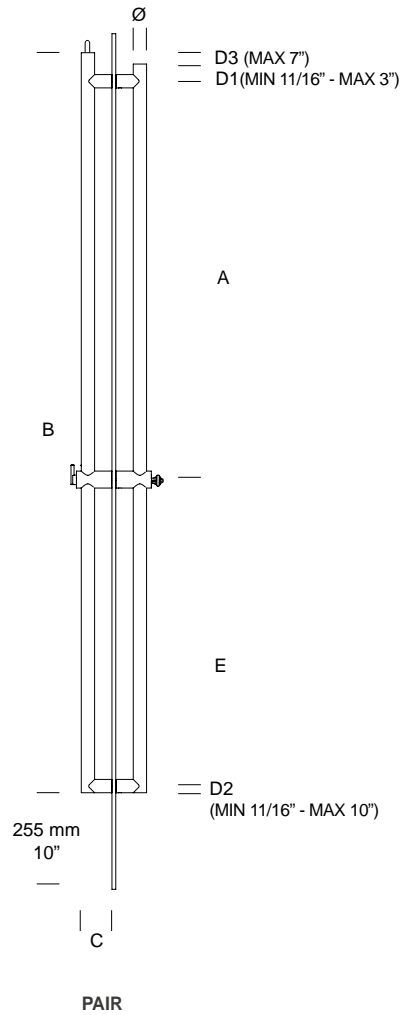
INCONTRO SUPERIORE
STRIKE DETAILS
GÂCHE
ZAPPENBAND - OBERTEIL
BOVENLICHTSLUITSTUK
page 396

VERSIONE SENZA SERRATURA
COMBINED NON LOCKING
MODÈLE SANS SERRURE
VERSION OHNE VERSCHLUSS
VERSIE ZONDER SLOT
page 227

ART.
KLA.0G4.00RU
KLA.0G4.99RU
KLA.0G4.RU72
KLA.0G4.RU84



LOCKING
FULL SIZE



ADA
10"
clearance
Layout



PATENT
102019000012465

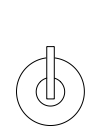
CILINDRO NON INCLUSO
CYLINDER NOT INCLUDED



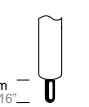
RIM CYLINDER
WITH IC



RIM CYLINDER



POMOLO CONFORME
NORMATIVA ADA
ADA COMPLIANT
THUMBTURN
BOUTON CORRESPON-
DANT AUX NORMES ADA
KNAUF GEMÄSS ADA
NORMEN
DEURKNOP VOLGENS
ADA NORMEN



PUNTALE REGOLABILE
ADJUSTABLE STEEL
DEAD BOLT
PIVOT RÉGLABLE
REGULIERBARER
SCHLISSANKER
REGELBARE
ONDOORZAAGBARE
SLUITSTANG

~ 30 mm
1 31/16"



POZZETTO
ANTIPOLVERE
DUST-FREE
FLOOR SOCKET
GÂCHE ANTI-
POUSSIÈRE
ANTISTAUB
BODENBUCHSE
VLOERPOT MET
ANTI-STOFBESCHERMING

BRAND OF COMPATIBLE RIM CYLINDER:

- ARROW
- CORBIN RUSSWIN
- MEDECO
- SCHLAGE
- BEST
- KABAILCO
- SARGENT
- YALE

PAIR

TOP
LOCKING



| ART. | A | B | C | D1 | D2 | D3 | E | Ø |
|------------------|--------|--------|-------------------|--------|--------|--------|--------|-------------------|
| KLA.AD4.9ZU1. xx | custom | custom | 85 mm 3 11/32" | custom | custom | custom | custom | 37 mm 1 29/64" |

.XX = FINITURA
FINISH
FINITION
AFWERKING
AUSFÜHRUNG
page 384



COMPONENTI:
NERO PER FINITURA VERNICIATO NERO
GRIGIO PER FINITURA VERNICIATO CHIARO E ACCIAIO INOX
EDGE COMPONENT:
BLACK FOR DARK COLOUR POWDER
GREY FOR LIGHT COLOUR POWDER AND STAINLESS STEEL
COMPOSANT
NOIR POUR FINITION LAQUEE NOIRE
GRIS POUR FINITION LAQUEE CLAIRE ET INOX
KOMPONENTEN
SCHWARZ FÜR SCHWARZ LACKIERTE AUSFÜHRUNG
GRAU FÜR HELL LACKIERTE AUSFÜHRUNG UND EDELSTAHL

DP1 = PREPARAZIONE PORTA - DOOR PREPARATION
PRÉPARATION DE LA PORTE - TÜRVORBEREITUNG
page 401

DISTANZIATORI PER PORTA A DOPPIO VETRO
SPACERS FOR DOUBLE GLAZED DOOR
ENTRETOISES POUR PORTE DOUBLE VITRAGE
ABSTANDSHALTER FÜR DOPPELGLASTÜR
KLA.KIT.99U4
page 399-400

I disegni riportati a catalogo sono indicativi degli ingombri.
Richiedere il disegno tecnico prima di effettuare le lavorazioni per l'installazione.
All dimensions in the catalog drawings are approximations.
Request the appropriate technical drawing before door preparation and installation.

Toutes les dimensions des dessins de catalogue sont approximatives. Demandez le dessin technique approprié avant la préparation et l'installation de la porte.
Alle Maße in den Katalogzeichnungen sind ungefähre Angaben. Fordern Sie vor der Vorbereitung und Installation der Türen die entsprechende technische Zeichnung an.


INCONTRO SUPERIORE
STRIKE DETAILS
GÂCHE
ZAPPENBAND - OBERTEIL
BOVENLICHTSLUITSTUK
page 396

VERSIONE SENZA SERRATURA
COMBINED NON LOCKING
MODÈLE SANS SERRURE
VERSION OHNE VERSCHLUSS
VERSIE ZONDER SLOT
page 228

ART.
KLA.0G4.99ZU

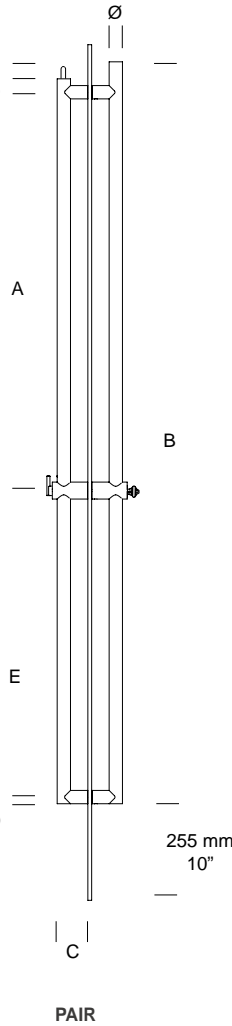


LOCKING
FULL SIZE



D3 (MAX 7")
D1 (MIN 11/16" - MAX 3")

D2
(MIN 11/16" - MAX 10")



PAIR



ADA
10"
clearance
layout

P B A
PATENTED
SYSTEM

PATENT
102019000012465

CILINDRO NON INCLUSO
CYLINDER NOT INCLUDED



RIM CYLINDER
WITH IC



RIM CYLINDER



POMOLO CONFORME
NORMATIVA ADA
ADA COMPLIANT
THUMBTURN
BOUTON CORRESPON-
DANT AUX NORMES ADA
KNAUF GEMÄSS ADA
NORMEN
DEURKNOP VOLGENS
ADA NORMEN



PUNTALE REGOLABILE
ADJUSTABLE STEEL
DEAD BOLT
PIVOT RÉGLABLE
REGULIERBARER
SCHLISSANKER
REGELBARE
ONDOORZAAGBARE
SLUITSTANG



POZZETTO
ANTIPOLVERE
DUST-FREE
FLOOR SOCKET
GÂCHE ANTI-
POUSSIERE
ANTISTAUB
BODENBUCHSE
VLOERPOT MET
ANTI-STOFBESCHERMING

BRAND OF COMPATIBLE RIM CYLINDER:

- ARROW
- CORBIN RUSSWIN
- MEDECO
- SCHLAGE
- BEST
- KABAILCO
- SARGENT
- YALE

PAIR

TOP
LOCKING



| ART. | A | B | C | D1 | D2 | D3 | E | Ø |
|------------------|--------|--------|-------------------|--------|--------|--------|--------|-------------------|
| KLA.AD4.9ZU2. xx | custom | custom | 85 mm 3 11/32" | custom | custom | custom | custom | 37 mm 1 29/64" |

.XX = FINITURA
FINISH
FINITION
AFWERKING
AUSFÜHRUNG
page 384



COMPONENTI:
NERO PER FINITURA VERNICIATO NERO
GRIGIO PER FINITURA VERNICIATO CHIARO E ACCIAIO INOX
EDGE COMPONENT:
BLACK FOR DARK COLOUR POWDER
GREY FOR LIGHT COLOUR POWDER AND STAINLESS STEEL
COMPOSANT
NOIR POUR FINITION LAQUEE NOIRE
GRIS POUR FINITION LAQUEE CLAIRE ET INOX
KOMPONENTEN
SCHWARZ FÜR SCHWARZ LACKIERTE AUSFÜHRUNG
GRAU FÜR HELL LACKIERTE AUSFÜHRUNG UND EDELSTAHL

DP1 = PREPARAZIONE PORTA - DOOR PREPARATION
PREPARATION DE LA PORTE - TÜRVORBEREITUNG
page 401

DISTANZIATORI PER PORTA A DOPPIO VETRO
SPACERS FOR DOUBLE GLAZED DOOR
ENTRETOISES POUR PORTE DOUBLE VITRAGE
ABSTANDSHALTER FÜR DOPPELGLASTÜR

KLA.KIT.99U4
page 399-400

I disegni riportati a catalogo sono indicativi degli ingombri.
Richiedere il disegno tecnico prima di effettuare le lavorazioni per l'installazione.
All dimensions in the catalog drawings are approximations.
Request the appropriate technical drawing before door preparation and installation.

Toutes les dimensions des dessins de catalogue sont approximatives. Demandez le dessin technique approprié avant la préparation et l'installation de la porte.
Alle Maße in den Katalogzeichnungen sind ungefähre Angaben. Fordern Sie vor der Vorbereitung und Installation der Türen die entsprechende technische Zeichnung an.

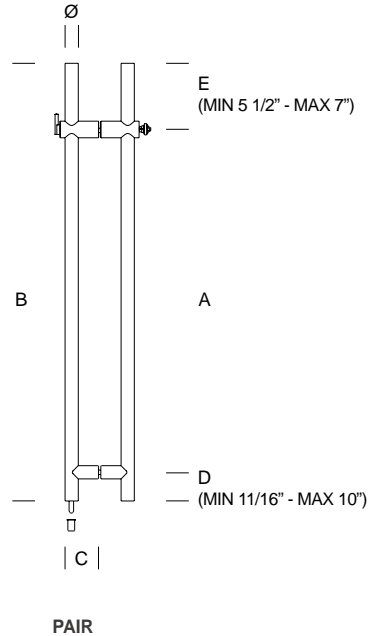

INCONTRO SUPERIORE
STRIKE DETAILS
GÂCHE
ZAPFENBAND - OBERTEIL
BOVENLICHTSLUITSTUK
page 396

VERSIONE SENZA SERRATURA
COMBINED NON LOCKING
MODÈLE SANS SERRURE
VERSION OHNE VERSCHLUSS
VERSIE ZONDER SLOT
page 228

ART.
KLA.0G4.99ZU



LOCKING
HALF SIZE



PBA
PATENTED
SYSTEM

PATENT
102019000012465

CILINDRO NON INCLUSO
CYLINDER NOT INCLUDED



RIM CYLINDER
WITH IC



RIM CYLINDER



POMOLO CONFORME
NORMATIVA ADA
ADA COMPLIANT
THUMBTURN
BOLTON CORRESPON-
DANT AUX NORMES ADA
KNAUF GEMÄSS ADA
NORMEN
DEURKNOP VOLGENS
ADA NORMEN



PUNTALE REGOLABILE
ADJUSTABLE STEEL
DEAD BOLT
PIVOT RÉGLABLE
REGULIERBARER
SCHLISSANKER
REGELBARE
ONDOORZAAGBARE
SLUITSTANG

≈ 30 mm
1 31/16"



POZZETTO
ANTIPOLVERE
DUST-FREE
FLOOR SOCKET
GÂCHE ANTI-
POUSSIERE
ANTISTAUB
BODENBUCHSE
VLOERPOT MET
ANTI-STOFBESCHERMING

BRAND OF COMPATIBLE RIM CYLINDER:

- ARROW
- CORBIN RUSSWIN
- MEDECO
- SCHLAGE
- BEST
- KABAILCO
- SARGENT
- YALE

PAIR

BOTTOM
LOCKING



| ART. | A | B | C | D | E | Ø |
|------------------|--------------------|--------------------|-------------------|-------------------|------------------|-------------------|
| KLA.AD2.000U. xx | 1000 mm 39 3/8" | 1250 mm 49 1/4" | 85 mm 3 11/32" | 75 mm 2 15/16" | 175 mm 6 7/8" | 37 mm 1 29/64" |
| KLA.AD2.0U48. xx | custom | 1219 mm 48" | 85 mm 3 11/32" | custom | custom | 37 mm 1 29/64" |
| KLA.AD2.0U60. xx | custom | 1524 mm 60" | 85 mm 3 11/32" | custom | custom | 37 mm 1 29/64" |
| KLA.AD2.999U. xx | custom | custom | 85 mm 3 11/32" | custom | custom | 37 mm 1 29/64" |

.XX = FINITURA
FINISH
FINITION
AFWERKING
AUSFÜHRUNG
page 384



DP2 = PREPARAZIONE PORTA - DOOR PREPARATION
PREPARATION DE LA PORTE - TÜRVORBEREITUNG
page 402

DISTANZIATORI PER PORTA A DOPPIO VETRO
SPACERS FOR DOUBLE GLAZED DOOR
ENTRETOISES POUR PORTE DOUBLE VITRAGE
ABSTANDSHALTER FÜR DOPPELGLASTÜR
KLA.KIT.99U2
page 399-400

I disegni riportati a catalogo sono indicativi degli ingombri.
Richiedere il disegno tecnico prima di effettuare le lavorazioni per l'installazione.

All dimensions in the catalog drawings are approximations.
Request the appropriate technical drawing before door preparation and installation.

Toutes les dimensions des dessins de catalogue sont approximatives. Demandez le dessin technique approprié avant la préparation et l'installation de la porte.

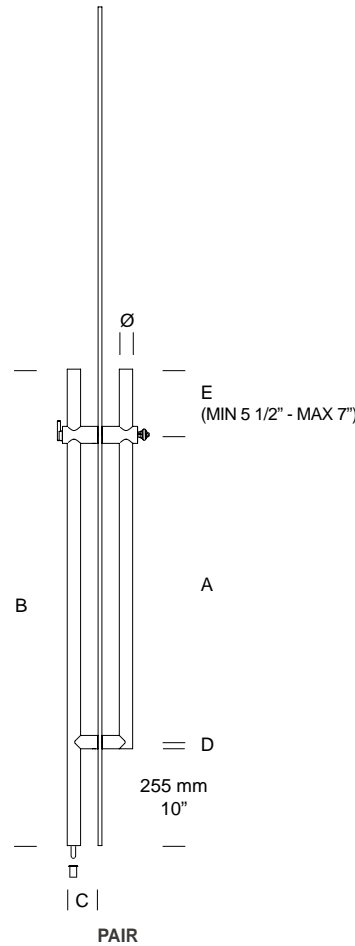

Alle Maße in den Katalogzeichnungen sind ungefähre Angaben. Fordern Sie vor der Vorbereitung und Installation der Türen die entsprechende technische Zeichnung an.

VERSIONE SENZA SERRATURA
COMBINED NON LOCKING
MODÈLE SANS SERRURE
VERSION OHNE VERSCHLUSS
VERSIE ZONDER SLOT
page 229

ART.
KLA.0G2.000U
KLA.0G2.999U
KLA.0G2.0U48
KLA.0G2.0U60



LOCKING
HALF SIZE



ADA
10"
clearance
layout

P B A
PATENTED
SYSTEM

PATENT
102019000012465

CILINDRO NON INCLUSO
CYLINDER NOT INCLUDED



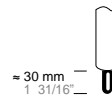
RIM CYLINDER
WITH IC



RIM CYLINDER



POMOLO CONFORME
NORMATIVA ADA
ADA COMPLIANT
THUMBTURN
BOUTON CORRESPON-
DANT AUX NORMES ADA
KNAUF GEMÄSS ADA
NORMEN
DEURKNOP VOLGENS
ADA NORMEN



PUNTALE REGOLABILE
ADJUSTABLE STEEL
DEAD BOLT
PIVOT RÉGLABLE
REGULIERBARER
SCHLISSANKER
REGELBARE
ONDOORZAAGBARE
SLUITSTANG



POZZETTO
ANTIPOLVERE
DUST-FREE
FLOOR SOCKET
GÂCHE ANTI-
POUSSIÈRE
ANTISTAUB
BODENBUCHSE
VLOERPOT MET
ANTI-STOFBESCHERMING

BRAND OF COMPATIBLE RIM CYLINDER:

- ARROW
- CORBIN RUSSWIN
- MEDECO
- SCHLAGE
- BEST
- KABAILCO
- SARGENT
- YALE

PAIR

BOTTOM
LOCKING



| ART. | A | B | C | D | E | Ø |
|------------------|--------------------|--------------------|-------------------|-------------------|------------------|-------------------|
| KLA.AD2.00TU. xx | 802 mm 31 9/16" | 1250 mm 49 1/4" | 85 mm 3 11/32" | 17,5 mm 11/16" | 175 mm 6 7/8" | 37 mm 1 29/64" |
| KLA.AD2.TU48. xx | custom | 1219 mm 48" | 85 mm 3 11/32" | 17,5 mm 11/16" | custom | 37 mm 1 29/64" |
| KLA.AD2.TU60. xx | custom | 1524 mm 60" | 85 mm 3 11/32" | 17,5 mm 11/16" | custom | 37 mm 1 29/64" |
| KLA.AD2.99TU. xx | custom | custom | 85 mm 3 11/32" | 17,5 mm 11/16" | custom | 37 mm 1 29/64" |

.XX = FINITURA
FINISH
FINITION
AFWERKING
AUSFÜHRUNG
page 384



DP2 = PREPARAZIONE PORTA - DOOR PREPARATION
PRÉPARATION DE LA PORTE - TÜRVORBEREITUNG
page 402

DISTANZIATORI PER PORTA A DOPPIO VETRO
SPACERS FOR DOUBLE GLAZED DOOR
ENTRETOISES POUR PORTE DOUBLE VITRAGE
ABSTANDSHALTER FÜR DOPPELGLASTÜR
KLA.KIT.99U2
page 399-400

I disegni riportati a catalogo sono indicativi degli ingombri.
Richiedere il disegno tecnico prima di effettuare le lavorazioni per l'installazione.

All dimensions in the catalog drawings are approximations.
Request the appropriate technical drawing before door preparation and installation.

Toutes les dimensions des dessins de catalogue sont approximatives. Demandez le dessin technique approprié avant la préparation et l'installation de la porte.

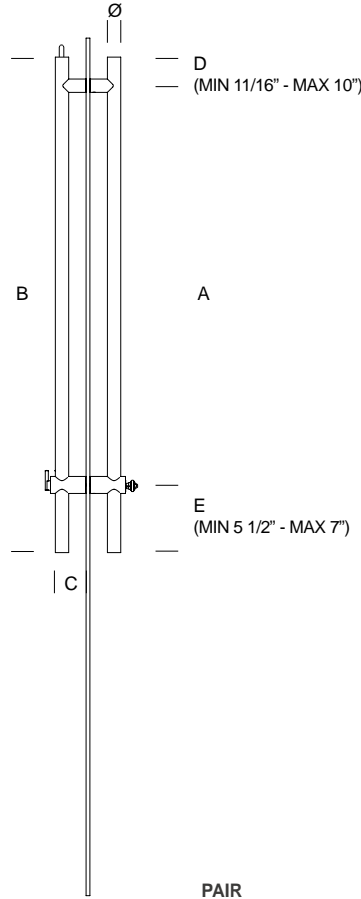

Alle Maße in den Katalogzeichnungen sind ungefähre Angaben. Fordern Sie vor der Vorbereitung und Installation der Türen die entsprechende technische Zeichnung an.

VERSIONE SENZA SERRATURA
COMBINED NON LOCKING
MODÈLE SANS SERRURE
VERSION OHNE VERSCHLUSS
VERSIE ZONDER SLOT
page 230

ART.
KLA.0G2.00TU
KLA.0G2.99TU
KLA.0G2.0T48
KLA.0G2.0T60



LOCKING
HALF SIZE



ADA
10"
clearance
layout



PATENT
102019000012465

CILINDRO NON INCLUSO
CYLINDER NOT INCLUDED



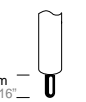
RIM CYLINDER
WITH IC



RIM CYLINDER



POMOLO CONFORME
NORMATIVA ADA
ADA COMPLIANT
THUMBTURN
BOULTON CORRESPON-
DANT AUX NORMES ADA
KNAUF GEMÄSS ADA
NORMEN
DEURKNOP VOLGENS
ADA NORMEN



≈ 30 mm
1 31/16"

PUNTALE REGOLABILE
ADJUSTABLE STEEL
DEAD BOLT
PIVOT RÉGLABLE
RÉGULIERBARER
SCHLISSANKER
REGELBARE
ONDOORZAAGBARE
SLUITSTANG



POZZETTO
ANTIPOLVERE
DUST-FREE
FLOOR SOCKET
GÂCHE ANTI-
POUSSIÈRE
ANTISTAUB
BODENBUCHSE
VLOERPOT MET
ANTI-STOFBESCHERMING

BRAND OF COMPATIBLE RIM CYLINDER:

- ARROW
- CORBIN RUSSWIN
- MEDECO
- SCHLAGE
- BEST
- KABAILCO
- SARGENT
- YALE

PAIR

TOP
LOCKING



| ART. | A | B | C | D | E | Ø |
|------------------|----------------------|---------------------|-------------------|-------------------|------------------|-------------------|
| KLA.AD2.00RU. xx | 1050 mm 41 11/32" | 1300 mm 51 3/16" | 85 mm 3 11/32" | 75 mm 2 15/16" | 175 mm 6 7/8" | 37 mm 1 29/64" |
| KLA.AD2.RU48. xx | custom | 1219 mm 48" | 85 mm 3 11/32" | custom | custom | 37 mm 1 29/64" |
| KLA.AD2.RU60. xx | custom | 1524 mm 60" | 85 mm 3 11/32" | custom | custom | 37 mm 1 29/64" |
| KLA.AD2.RU72. xx | custom | 1828 mm 72" | 85 mm 3 11/32" | custom | custom | 37 mm 1 29/64" |
| KLA.AD2.99RU. xx | custom | custom | 85 mm 3 11/32" | custom | custom | 37 mm 1 29/64" |

.XX = FINITURA
FINISH
FINITION
AFWERKING
AUSFÜHRUNG
page 384



COMPONENTI:
NERO PER FINITURA VERNICIATO NERO
GRIGIO PER FINITURA VERNICIATO CHIARO E ACCIAIO INOX
EDGE COMPONENT:
BLACK FOR DARK COLOUR POWDER
GREY FOR LIGHT COLOUR POWDER AND STAINLESS STEEL
COMPOSANT
NOIR POUR FINITION LAQUEE NOIRE
GRIS POUR FINITION LAQUEE CLAIRE ET INOX
KOMPONENTEN
SCHWARZ FÜR SCHWARZ LACKIERTE AUSFÜHRUNG
GRAU FÜR HELL LACKIERTE AUSFÜHRUNG UND EDELSTAHL

DP3 = PREPARAZIONE PORTA - DOOR PREPARATION
PREPARATION DE LA PORTE - TÜRVORBEREITUNG
page 403

DISTANZIATORI PER PORTA A DOPPIO VETRO
SPACERS FOR DOUBLE GLAZED DOOR
ENTRETOISES POUR PORTE DOUBLE VITRAGE
ABSTANDSHALTER FÜR DOPPELGLASTÜR
KLA.KIT.9RU2
page 399-400

I disegni riportati a catalogo sono indicativi degli ingombri.
Richiedere il disegno tecnico prima di effettuare le lavorazioni per l'installazione.
All dimensions in the catalog drawings are approximations.
Request the appropriate technical drawing before door preparation and installation.

Toutes les dimensions des dessins de catalogue sont approximatives. Demandez le dessin technique approprié avant la préparation et l'installation de la porte.
Alle Maße in den Katalogzeichnungen sind ungefähre Angaben. Fordern Sie vor der Vorbereitung und Installation der Türen die entsprechende technische Zeichnung an.

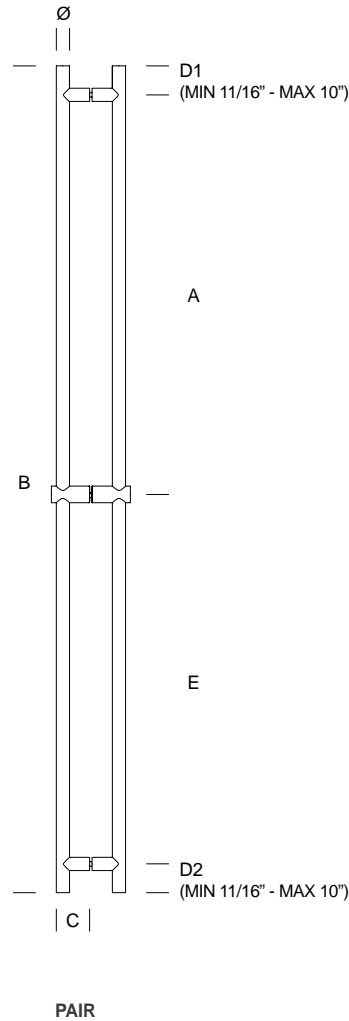
INCONTRO SUPERIORE
STRIKE DETAILS
GÂCHE
ZAPFENBAND - OBERTEIL
BOVENLICHTSLUITSTUK
page 396

COMBINED NON LOCKING
page 231

ART.
KLA.0G2.00RU
KLA.0G2.99RU
KLA.0G2.RU48
KLA.0G2.RU60
KLA.0G2.RU72



NON LOCKING
FULL SIZE



USA
standard
requirements

FISSAGGIO CONTRAPPOSTO INCLUSO
PER PORTE IN VETRO / LEGNO / METALLO
BACK TO BACK FIXING KIT ALWAYS INCLUDED
SUITABLE FOR GLASS / WOOD / METAL DOOR

| PAIR | ART. | A | B | C | D1 | D2 | E | Ø |
|------|------------------|----------------------|--------------------|-------------------|-------------------|-------------------|--------------------|-------------------|
| | KLA.0G4.000U. xx | 1050 mm 41 11/32" | 2200 mm 86 5/8" | 85 mm 3 11/32" | 75 mm 2 15/16" | 75 mm 2 15/16" | 1000 mm 39 3/8" | 37 mm 1 29/64" |
| | KLA.0G4.0U72. xx | custom | 1828 mm 72" | 85 mm 3 11/32" | custom | custom | custom | 37 mm 1 29/64" |
| | KLA.0G4.0U84. xx | custom | 2133 mm 84" | 85 mm 3 11/32" | custom | custom | custom | 37 mm 1 29/64" |
| | KLA.0G4.999U. xx | custom | custom | 85 mm 3 11/32" | custom | custom | custom | 85 mm 3 11/32" |

.XX = FINITURA
FINISH
FINITION
AFWERKUNG
AUSFÜHRUNG
page 384



DP1 = PREPARAZIONE PORTA - DOOR PREPARATION
PREPARATION DE LA PORTE - TÜRVORBEREITUNG
page 401

DISTANZIATORI PER PORTA A DOPPIO VETRO
SPACERS FOR DOUBLE GLAZED DOOR
ENTRETOISES POUR PORTE DOUBLE VITRAGE
ABSTANDSHALTER FÜR DOPPELGLASTÜR
KLA.KIT.99U4
page 399-400

I disegni riportati a catalogo sono indicativi degli ingombri.
Richiedere il disegno tecnico prima di effettuare le lavorazioni per l'installazione.

All dimensions in the catalog drawings are approximations.
Request the appropriate technical drawing before door preparation and installation.

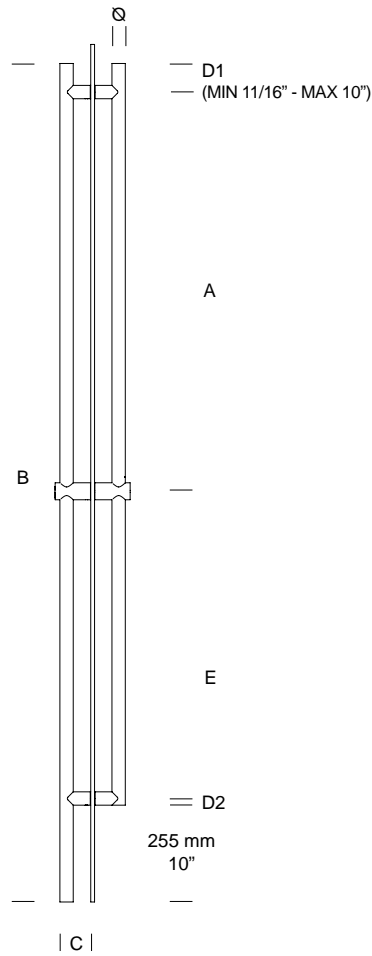

Toutes les dimensions des dessins de catalogue sont approximatives. Demandez le dessin technique approprié avant la préparation et l'installation de la porte.

Alle Maße in den Katalogzeichnungen sind ungefähre Angaben. Fordern Sie vor der Vorbereitung und Installation der Türen die entsprechende technische Zeichnung an.

COMPONENTI:
NERO PER FINITURA VERNICIATO NERO
GRIGIO PER FINITURA VERNICIATO CHIARO E ACCIAIO INOX
EDGE COMPONENT:
BLACK FOR DARK COLOUR POWDER
GREY FOR LIGHT COLOUR POWDER AND STAINLESS STEEL
COMPONENT
NOIR POUR FINITION LAQUEE NOIRE
GRIS POUR FINITION LAQUEE CLAIRE ET INOX
KOMPONENTEN
SCHWARZ FÜR SCHWARZ LACKIERTE AUSFÜHRUNG
GRAU FÜR HELL LACKIERTE AUSFÜHRUNG UND EDELSTAHL

NON LOCKING TO MATCH PULL ON
page 217

NON LOCKING
FULL SIZE



USA
standard
requirements

ADA
10"
clearance
Layout

FISSAGGIO CONTRAPPOSTO INCLUSO
PER PORTE IN VETRO / LEGNO / METALLO

BACK TO BACK FIXING KIT ALWAYS INCLUDED
SUITABLE FOR GLASS / WOOD / METAL DOOR

PAIR

| PAIR | ART. | A | B | C | D1 | D2 | E | Ø |
|------|------------------|----------------------|--------------------|-------------------|-------------------|-------------------|--------------------|-------------------|
| | KLA.0G4.00TU. xx | 1050 mm 41 11/32" | 2200 mm 86 5/8" | 85 mm 3 11/32" | 75 mm 2 15/16" | 17,5 mm 11/16" | 802 mm 31 9/16" | 37 mm 1 29/64" |
| | KLA.0G4.TU72. xx | custom | 1828 mm 72" | 85 mm 3 11/32" | custom | 17,5 mm 11/16" | custom | 37 mm 1 29/64" |
| | KLA.0G4.TU84. xx | custom | 2133 mm 84" | 85 mm 3 11/32" | custom | 17,5 mm 11/16" | custom | 37 mm 1 29/64" |
| | KLA.0G4.99TU. xx | custom | custom | 85 mm 3 11/32" | custom | 17,5 mm 11/16" | custom | 37 mm 1 29/64" |

.XX = FINITURA
FINISH
FINITION
AFWERKUNG
AUSFÜHRUNG
page 384



DP1 = PREPARAZIONE PORTA - DOOR PREPARATION
PREPARATION DE LA PORTE - TÜRVORBEREITUNG
page 401

DISTANZIATORI PER PORTA A DOPPIO VETRO
SPACERS FOR DOUBLE GLAZED DOOR
ENTRETOISES POUR PORTE DOUBLE VITRAGE
ABSTANDSHALTER FÜR DOPPELGLASTÜR
KLA.KIT.99U4
page 399-400

I disegni riportati a catalogo sono indicativi degli ingombri.
Richiedere il disegno tecnico prima di effettuare le lavorazioni per l'installazione.

All dimensions in the catalog drawings are approximations.
Request the appropriate technical drawing before door preparation and installation.

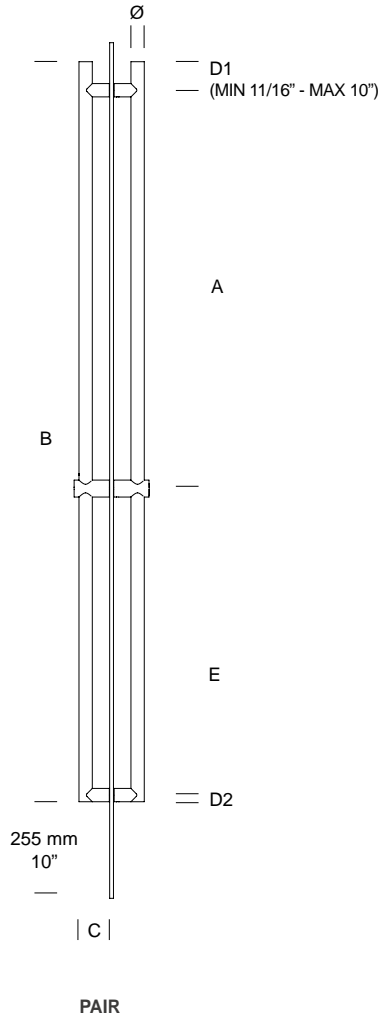
Toutes les dimensions des dessins de catalogue sont approximatives. Demandez le dessin technique approprié avant la préparation et l'installation de la porte.

Alle Maße in den Katalogzeichnungen sind ungefähre Angaben. Fordern Sie vor der Vorbereitung und Installation der Türen die entsprechende technische Zeichnung an.

NON LOCKING TO MATCH PULL ON
page 218

COMPONENTI:
NERO PER FINITURA VERNICIATO NERO
GRIGIO PER FINITURA VERNICIATO CHIARO E ACCIAIO INOX
EDGE COMPONENT:
BLACK FOR DARK COLOUR POWDER
GREY FOR LIGHT COLOUR POWDER AND STAINLESS STEEL
COMPOSANT
NOIR POUR FINITION LAQUEE NOIRE
GRIS POUR FINITION LAQUEE CLAIRE ET INOX
KOMPONENTEN
SCHWARZ FÜR SCHWARZ LACKIERTE AUSFÜHRUNG
GRAU FÜR HELL LACKIERTE AUSFÜHRUNG UND EDELSTAHL

NON LOCKING
FULL SIZE



ADA
10"
clearance
Layout

FISSAGGIO CONTRAPPOSTO INCLUSO
PER PORTE IN VETRO / LEGNO / METALLO

BACK TO BACK FIXING KIT ALWAYS INCLUDED
SUITABLE FOR GLASS / WOOD / METAL DOOR

| PAIR | ART. | A | B | C | D1 | D2 | E | Ø |
|------|------------------|----------------------|---------------------|-------------------|-------------------|-------------------|--------------------|-------------------|
| | KLA.0G4.00RU. xx | 1050 mm 41 11/32" | 1945 mm 76 9/16" | 85 mm 3 11/32" | 75 mm 2 15/16" | 17,5 mm 11/16" | 802 mm 31 9/16" | 37 mm 1 29/64" |
| | KLA.0G4.RU72. xx | custom | 1828 mm 72" | 85 mm 3 11/32" | custom | 17,5 mm 11/16" | custom | 37 mm 1 29/64" |
| | KLA.0G4.99RU. xx | custom | custom | 85 mm 3 11/32" | custom | 17,5 mm 11/16" | custom | 37 mm 1 29/64" |

.XX = FINITURA
FINISH
FINITION
AFWERKUNG
AUSFÜHRUNG
page 384



DP1 = PREPARAZIONE PORTA - DOOR PREPARATION
PREPARATION DE LA PORTE - TÜRVORBEREITUNG
page 401

DISTANZIATORI PER PORTA A DOPPIO VETRO
SPACERS FOR DOUBLE GLAZED DOOR
ENTRETOISES POUR PORTE DOUBLE VITRAGE
ABSTANDSHALTER FÜR DOPPELGLASTÜR
KLA.KIT.99U4
page 399-400

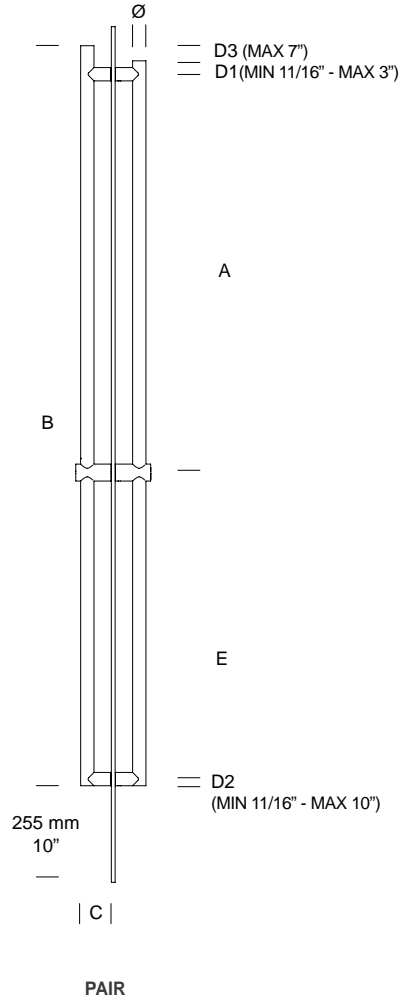
I disegni riportati a catalogo sono indicativi degli ingombri.
Richiedere il disegno tecnico prima di effettuare le lavorazioni per l'installazione.
All dimensions in the catalog drawings are approximations.
Request the appropriate technical drawing before door preparation and installation.

Toutes les dimensions des dessins de catalogue sont approximatives. Demandez le dessin technique approprié avant la préparation et l'installation de la porte.
Alle Maße in den Katalogzeichnungen sind ungefähre Angaben. Fordern Sie vor der Vorbereitung und Installation der Türen die entsprechende technische Zeichnung an.

NON LOCKING TO MATCH PULL ON
page 219

COMPONENTI:
NERO PER FINITURA VERNICIATO NERO
GRIGIO PER FINITURA VERNICIATO CHIARO E ACCIAIO INOX
EDGE COMPONENT:
BLACK FOR DARK COLOUR POWDER
GREY FOR LIGHT COLOUR POWDER AND STAINLESS STEEL
COMPOSANT
NOIR POUR FINITION LAQUEE NOIRE
GRIS POUR FINITION LAQUEE CLAIRE ET INOX
KOMPONENTEN
SCHWARZ FÜR SCHWARZ LACKIERTE AUSFÜHRUNG
GRAU FÜR HELL LACKIERTE AUSFÜHRUNG UND EDELSTAHL

NON LOCKING
FULL SIZE



ADA
10"
clearance
Layout

FISSAGGIO CONTRAPPOSTO INCLUSO
PER PORTE IN VETRO / LEGNO / METALLO

BACK TO BACK FIXING KIT ALWAYS INCLUDED
SUITABLE FOR GLASS / WOOD / METAL DOOR

| PAIR | ART. | A | B | C | D1 | D2 | D3 | E | Ø |
|------|------------------|--------|--------|-------------------|--------|--------|--------|--------|-------------------|
| | KLA.0G4.99ZU. xx | custom | custom | 85 mm 3 11/32" | custom | custom | custom | custom | 37 mm 1 29/64" |

.XX = FINITURA
FINISH
FINITION
AFWERKUNG
AUSFÜHRUNG
page 384



DP1 = PREPARAZIONE PORTA - DOOR PREPARATION
PREPARATION DE LA PORTE - TÜRVORBEREITUNG
page 401

DISTANZIATORI PER PORTA A DOPPIO VETRO
SPACERS FOR DOUBLE GLAZED DOOR
ENTRETOISES POUR PORTE DOUBLE VITRAGE
ABSTANDSHALTER FÜR DOPPELGLASTÜR
KLA.KIT.99U4
page 399-400

I disegni riportati a catalogo sono indicativi degli ingombri.
Richiedere il disegno tecnico prima di effettuare le lavorazioni per l'installazione.

All dimensions in the catalog drawings are approximations.
Request the appropriate technical drawing before door preparation and installation.

Toutes les dimensions des dessins de catalogue sont approximatives. Demandez le dessin technique approprié avant la préparation et l'installation de la porte.

Alle Maße in den Katalogzeichnungen sind ungefähre Angaben. Fordern Sie vor der Vorbereitung und Installation der Türen die entsprechende technische Zeichnung an.

NON LOCKING TO MATCH PULL ON
page 220-221

COMPONENTI:
NERO PER FINITURA VERNICIATO NERO
GRIGIO PER FINITURA VERNICIATO CHIARO E ACCIAIO INOX
EDGE COMPONENT:
BLACK FOR DARK COLOUR POWDER
GREY FOR LIGHT COLOUR POWDER AND STAINLESS STEEL
COMPOSANT
NOIR POUR FINITION LAQUEE NOIRE
GRIS POUR FINITION LAQUEE CLAIRE ET INOX
KOMPONENTEN
SCHWARZ FÜR SCHWARZ LACKIERTE AUSFÜHRUNG
GRAU FÜR HELL LACKIERTE AUSFÜHRUNG UND EDELSTAHL

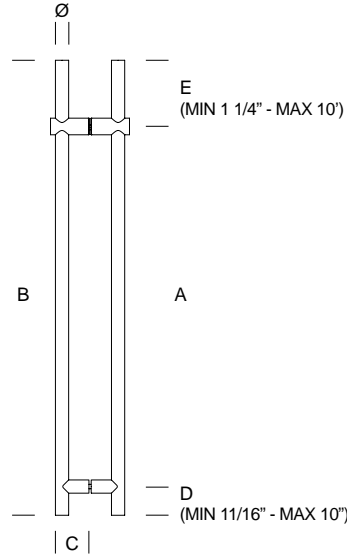
NON LOCKING
HALF SIZE

USA
standard
requirements



FISSAGGIO CONTRAPPOSTO INCLUSO
PER PORTE IN VETRO / LEGNO / METALLO

BACK TO BACK FIXING KIT ALWAYS INCLUDED
SUITABLE FOR GLASS / WOOD / METAL DOOR



PAIR

| PAIR | ART. | A | B | C | D | E | Ø |
|------|------------------|--------------------|--------------------|-------------------|-------------------|------------------|-------------------|
| | KLA.0G2.000U. xx | 1000 mm 39 3/8" | 1250 mm 49 1/4" | 85 mm 3 11/32" | 75 mm 2 15/16" | 175 mm 6 7/8" | 37 mm 1 29/64" |
| | KLA.0G2.0U48. xx | custom | 1219 mm 48" | 85 mm 3 11/32" | custom | custom | 37 mm 1 29/64" |
| | KLA.0G2.0U48. xx | custom | 1524 mm 60" | 85 mm 3 11/32" | custom | custom | 37 mm 1 29/64" |
| | KLA.0G2.999U. xx | custom | custom | 85 mm 3 11/32" | custom | custom | 37 mm 1 29/64" |

.XX = FINITURA
FINISH
FINITION
AFWERKUNG
AUSFÜHRUNG
page 384



DP2 = PREPARAZIONE PORTA - DOOR PREPARATION
PREPARATION DE LA PORTE - TÜRVORBEREITUNG
page 402

DISTANZIATORI PER PORTA A DOPPIO VETRO
SPACERS FOR DOUBLE GLAZED DOOR
ENTRETOISES POUR PORTE DOUBLE VITRAGE
ABSTANDSHALTER FÜR DOPPELGLASTÜR
KLA.KIT.99U2
page 399-400

I disegni riportati a catalogo sono indicativi degli ingombri.
Richiedere il disegno tecnico prima di effettuare le lavorazioni per l'installazione.

All dimensions in the catalog drawings are approximations.
Request the appropriate technical drawing before door preparation and installation.


Toutes les dimensions des dessins de catalogue sont approximatives. Demandez le dessin technique approprié avant la préparation et l'installation de la porte.

Alle Maße in den Katalogzeichnungen sind ungefähre Angaben. Fordern Sie vor der Vorbereitung und Installation der Türen die entsprechende technische Zeichnung an.

NON LOCKING TO MATCH PULL ON
page 222

COMPONENTI:
NERO PER FINITURA VERNICIATO NERO
GRIGIO PER FINITURA VERNICIATO CHIARO E ACCIAIO INOX
EDGE COMPONENT:
BLACK FOR DARK COLOUR POWDER
GREY FOR LIGHT COLOUR POWDER AND STAINLESS STEEL
COMPOSANT
NOIR POUR FINITION LAQUEE NOIRE
GRIS POUR FINITION LAQUEE CLAIRE ET INOX
KOMPONENTEN
SCHWARZ FÜR SCHWARZ LACKIERTE AUSFÜHRUNG
GRAU FÜR HELL LACKIERTE AUSFÜHRUNG UND EDELSTAHL

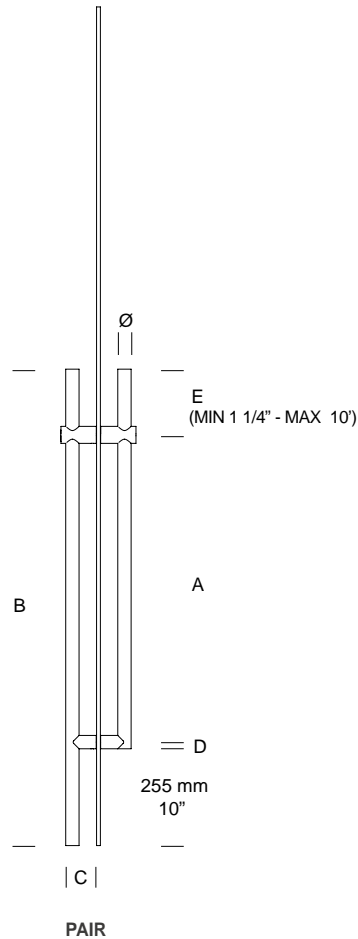
NON LOCKING
HALF SIZE



ADA
10"
clearance
layout

FISSAGGIO CONTRAPPOSTO INCLUSO
PER PORTE IN VETRO / LEGNO / METALLO

BACK TO BACK FIXING KIT ALWAYS INCLUDED
SUITABLE FOR GLASS / WOOD / METAL DOOR



| PAIR | ART. | A | B | C | D | E | Ø |
|------|------------------|--------------------|--------------------|-------------------|-------------------|------------------|-------------------|
| | KLA.0G2.00TU. xx | 802 mm 31 9/16" | 1250 mm 49 1/4" | 85 mm 3 11/32" | 17,5 mm 11/16" | 175 mm 6 7/8" | 37 mm 1 29/64" |
| | KLA.0G2.TU48. xx | custom | 1219 mm 48" | 85 mm 3 11/32" | 17,5 mm 11/16" | custom | 37 mm 1 29/64" |
| | KLA.0G2.TU60. xx | custom | 1524 mm 60" | 85 mm 3 11/32" | 17,5 mm 11/16" | custom | 37 mm 1 29/64" |
| | KLA.0G2.99TU. xx | custom | custom | 85 mm 3 11/32" | 17,5 mm 11/16" | custom | 37 mm 1 29/64" |

.XX = FINITURA
FINISH
FINITION
AFWERKUNG
AUSFÜHRUNG
page 384



DP2 = PREPARAZIONE PORTA - DOOR PREPARATION
PREPARATION DE LA PORTE - TÜRVORBEREITUNG
page 402

DISTANZIATORI PER PORTA A DOPPIO VETRO
SPACERS FOR DOUBLE GLAZED DOOR
ENTRETOISES POUR PORTE DOUBLE VITRAGE
ABSTANDSHALTER FÜR DOPPELGLASTÜR
KLA.KIT.99U2
page 399-400

I disegni riportati a catalogo sono indicativi degli ingombri.
Richiedere il disegno tecnico prima di effettuare le lavorazioni per l'installazione.

All dimensions in the catalog drawings are approximations.
Request the appropriate technical drawing before door preparation and installation.

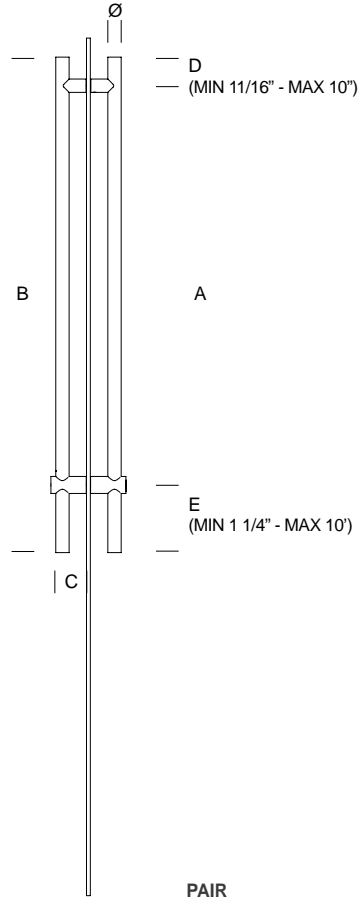

Toutes les dimensions des dessins de catalogue sont approximatives. Demandez le dessin technique approprié avant la préparation et l'installation de la porte.

Alle Maße in den Katalogzeichnungen sind ungefähre Angaben. Fordern Sie vor der Vorbereitung und Installation der Türen die entsprechende technische Zeichnung an.

COMPONENTI:
NERO PER FINITURA VERNICIATO NERO
GRIGIO PER FINITURA VERNICIATO CHIARO E ACCIAIO INOX
EDGE COMPONENT:
BLACK FOR DARK COLOUR POWDER
GREY FOR LIGHT COLOUR POWDER AND STAINLESS STEEL
COMPOSANT
NOIR POUR FINITION LAQUEE NOIRE
GRIS POUR FINITION LAQUEE CLAIRE ET INOX
KOMPONENTEN
SCHWARZ FÜR SCHWARZ LACKIERTE AUSFÜHRUNG
GRAU FÜR HELL LACKIERTE AUSFÜHRUNG UND EDELSTAHL

NON LOCKING TO MATCH PULL ON
page 223

NON LOCKING
HALF SIZE



ADA
10"
clearance
layout

FISSAGGIO CONTRAPPOSTO INCLUSO
PER PORTE IN VETRO / LEGNO / METALLO

BACK TO BACK FIXING KIT ALWAYS INCLUDED
SUITABLE FOR GLASS / WOOD / METAL DOOR

| PAIR | ART. | A | B | C | D | E | Ø |
|------|------------------|----------------------|---------------------|-------------------|-------------------|------------------|-------------------|
| | KLA.0G2.00RU. xx | 1050 mm 41 11/32" | 1300 mm 51 3/16" | 85 mm 3 11/32" | 75 mm 2 15/16" | 175 mm 6 7/8" | 37 mm 1 29/64" |
| | KLA.0G2.RU48. xx | custom | 1219 mm 48" | 85 mm 3 11/32" | custom | custom | 37 mm 1 29/64" |
| | KLA.0G2.RU60. xx | custom | 1524 mm 60" | 85 mm 3 11/32" | custom | custom | 37 mm 1 29/64" |
| | KLA.0G2.RU72. xx | custom | 1828 mm 72" | 85 mm 3 11/32" | custom | custom | 37 mm 1 29/64" |
| | KLA.0G2.99RU. xx | custom | custom | 85 mm 3 11/32" | custom | custom | 37 mm 1 29/64" |

.XX = FINITURA
FINISH
FINITION
AFWERKUNG
AUSFÜHRUNG
page 384



DP3 = PREPARAZIONE PORTA - DOOR PREPARATION
PREPARATION DE LA PORTE - TÜRVORBEREITUNG
page 403

DISTANZIATORI PER PORTA A DOPPIO VETRO
SPACERS FOR DOUBLE GLAZED DOOR
ENTRETOISES POUR PORTE DOUBLE VITRAGE
ABSTANDSHALTER FÜR DOPPELGLASTÜR
KLA.KIT.9RU2
page 399-400

I disegni riportati a catalogo sono indicativi degli ingombri.
Richiedere il disegno tecnico prima di effettuare le lavorazioni per l'installazione.

All dimensions in the catalog drawings are approximations.
Request the appropriate technical drawing before door preparation and installation.

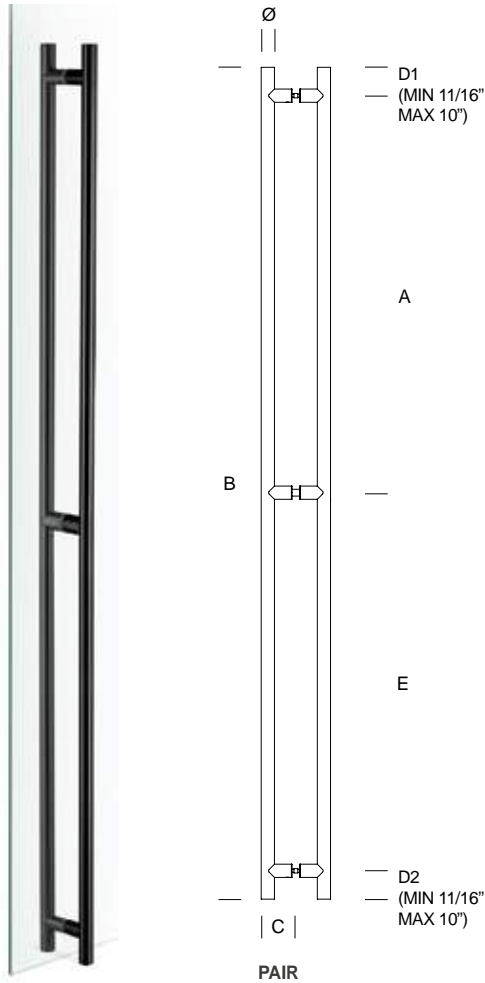
Toutes les dimensions des dessins de catalogue sont approximatives. Demandez le dessin technique approprié avant la préparation et l'installation de la porte.

Alle Maße in den Katalogzeichnungen sind ungefähre Angaben. Fordern Sie vor der Vorbereitung und Installation der Türen die entsprechende technische Zeichnung an.

NON LOCKING TO MATCH PULL ON
page 224

COMPONENTI:
NERO PER FINITURA VERNICIATO NERO
GRIGIO PER FINITURA VERNICIATO CHIARO E ACCIAIO INOX
EDGE COMPONENT:
BLACK FOR DARK COLOUR POWDER
GREY FOR LIGHT COLOUR POWDER AND STAINLESS STEEL
COMPOSANT
NOIR POUR FINITION LAQUEE NOIRE
GRIS POUR FINITION LAQUEE CLAIRE ET INOX
KOMPONENTEN
SCHWARZ FÜR SCHWARZ LACKIERTE AUSFÜHRUNG
GRAU FÜR HELL LACKIERTE AUSFÜHRUNG UND EDELSTAHL

UNIVERSAL
NO LOCKING
FULL SIZE



| ART. | A | B | C | D1/D2 | E | Ø |
|---------------------------------|--------|--------|-------------------|--------|--------|-------------------|
| KLA.0G4.9999 .xx PAIR | custom | custom | 85 mm 3 11/32" | custom | custom | 37 mm 1 29/64" |

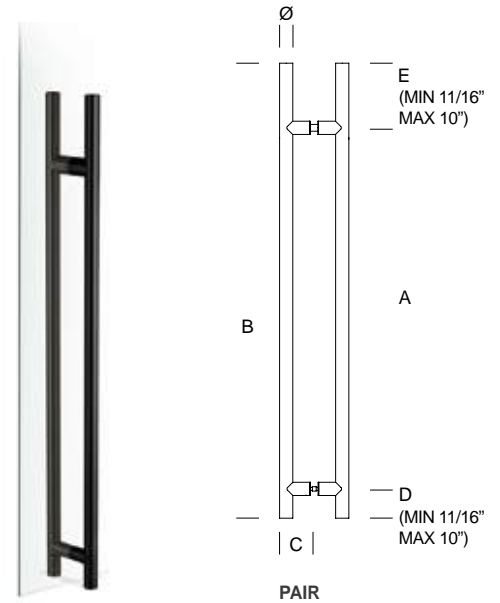
.XX = FINITURA
FINISH
FINITION
AFWERKING
AUSFÜHRUNG
page 384



COMPONENTI:
NERO PER FINITURA VERNICIATO NERO
GRIGIO PER FINITURA VERNICIATO CHIARO E ACCIAIO INOX
EDGE COMPONENT:
BLACK FOR DARK COLOUR POWDER
GREY FOR LIGHT COLOUR POWDER AND STAINLESS STEEL
COMPOSANT
NOIR POUR FINITION LAQUEE NOIRE
GRIS POUR FINITION LAQUEE CLAIRE ET INOX
KOMPONENTEN
SCHWARZ FÜR SCHWARZ LACKIERTE AUSFÜHRUNG
GRAU FÜR HELL LACKIERTE AUSFÜHRUNG UND EDELSTAHL

I disegni riportati a catalogo sono indicativi degli ingombri.
Richiedere il disegno tecnico prima di effettuare le lavorazioni per l'installazione.
All dimensions in the catalog drawings are approximations.
Request the appropriate technical drawing before door preparation and installation.
Toutes les dimensions des dessins de catalogue sont approximatives. Demandez le dessin technique approprié avant la préparation et l'installation de la porte.
Alle Maße in den Katalogzeichnungen sind ungefähre Angaben. Fordern Sie vor der Vorbereitung und Installation der Türen die entsprechende technische Zeichnung an.

UNIVERSAL
NO LOCKING
HALF SIZE



| ART. | A | B | C | D | E | Ø |
|---------------------------------|--------|--------|-------------------|--------|--------|-------------------|
| KLA.0G2.9999 .xx PAIR | custom | custom | 85 mm 3 11/32" | custom | custom | 37 mm 1 29/64" |

PREPARAZIONE PORTA - DOOR PREPARATION
PREPARATION DE LA PORTE - TÜRVORBEREITUNG:
DP4 (UNIVERSAL NO LOCKING FULL SIZE)
DP5 (UNIVERSAL NO LOCKING HALF SIZE)
page 404-405

DISTANZIATORI PER PORTA A DOPPIO VETRO
SPACERS FOR DOUBLE GLAZED DOOR
ENTRETOISES POUR PORTE DOUBLE VITRAGE
ABSTANDSHALTER FÜR DOPPELGLASTÜR:
2AT.KIT.9910 (UNIVERSAL NO LOCKING FULL SIZE)
2AT.KIT.9909 (UNIVERSAL NO LOCKING HALF SIZE)
page 399-400

FISSAGGIO CONTRAPPOSTO INCLUSO
PER PORTE IN VETRO / LEGNO / METALLO
BACK TO BACK FIXING KIT ALWAYS INCLUDED
SUITABLE FOR GLASS / WOOD / METAL DOOR

PLACCA / PIASTRA A MISURA IN ACCIAIO INOX VERNICIATO
STAINLESS STEEL POWDERCOATED PLATE / PLAQUE ON REQUEST

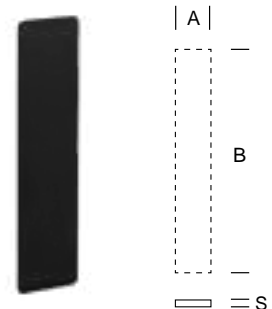
| ART. | A | B | S |
|-------------------------|---|---|------|
| 2MM.PLA.9999 .xx | | | 2 mm |

Disponibile con fori per fissaggio con viti o senza fori per incollaggio.
Fissaggi non inclusi.

Available with holes for fixing with screws or without holes for gluing.
Fixings not included


.XX = FINITURA
FINISH
FINITION
AFWERKING
AUSFÜHRUNG
page 384

A RICHIESTA FINITURA ACCIAIO INOX VERNICIATO
ON REQUEST FINISH STAINLESS STEEL
POWDERCOATED
A LA DEMANDE FINITION ACIER INOXIDABLE LAQUE
AUFANFRAGE AUSFÜHRUNGEN EDELSTAHL
ROSTFREI LACKIERT
OP AANVRAAG AFWERKINGEN ROESTVAST STAAL
GELAKT
page 384



PROGRAMMA K-LOCK KLO
KEY SIDE BOLT

PBA
PATENTED
SYSTEM



SUPPORTO
POST

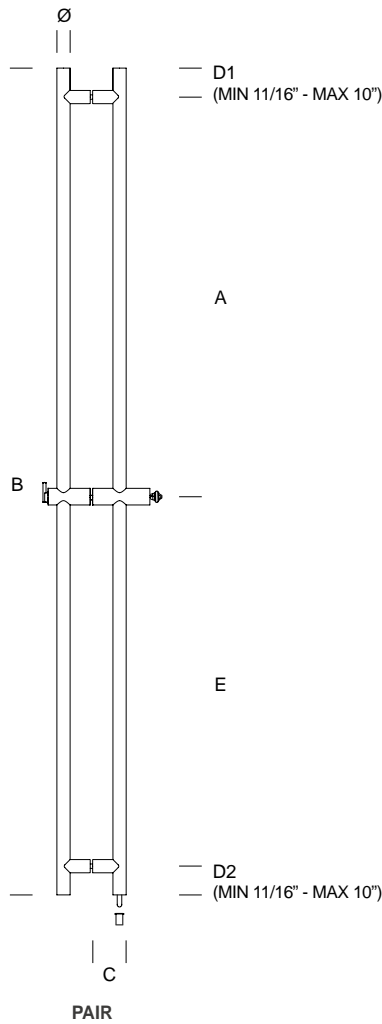
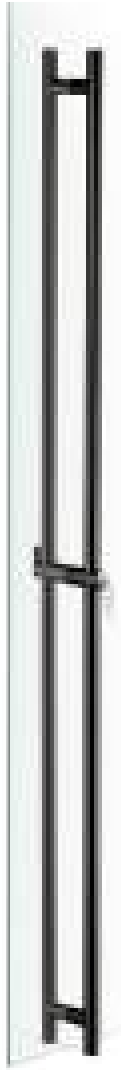


⑧ CILINDRO PROFILO AMERICANO RIM CON IC
AMERICAN RIM CYLINDER WITH IC
Compatible with SMALL FORMAT INTERCHANGEABLE
CORE ONLY. The HOUSING will be supplied from PBA



⑨ CILINDRO PROFILO AMERICANO
MORTISE STANDARD
AMERICAN MORTISE CYLINDER STANDARD

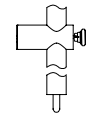
LOCKING
FULL SIZE



KEY
side bolt



PATENT
102019000012465
PATENT
102019000014097



PUNTALE DI CHIUSURA
LATO CHIAVE
KEY SIDE BOLT
PIVOT CÔTÉ CLÉ
SCHLISSANKER AUF
DER SCHLÜSSELSEITE
SLUITSTANG AAN DE
ZIJDE VAN DE SLEUTEL

CILINDRO NON INCLUSO
CYLINDER NOT INCLUDED



RIM CYLINDER
WITH IC

Compatible with SMALL FORMAT
INTERCHANGEABLE CORE ONLY.
The HOUSING will be supplied from PBA



POMOLO CONFORME
NORMATIVA ADA
ADA COMPLIANT
THUMBTURN
BOUTON CORRESPON-
DANT AUX NORMES ADA
KNAUF GEMÄSS ADA
NORMEN
DEURKNOP VOLGENS
ADA NORMEN



PUNTALE REGOLABILE
ADJUSTABLE STEEL
DEAD BOLT

PIVOT RÉGLABLE
REGULIERBARER
SCHLISSANKER
REGELBARE
ONDOORZAAGBARE
SLUITSTANG

≈ 30 mm
≈ 1 31/16"



POZZETTO
ANTIPOLVERE
DUST-FREE
FLOOR SOCKET
GÂCHE ANTI-
POUSSIÈRE
ANTISTAUB
BODENBUCHSE
VLOERPOT MET
ANTI-STOFBESCHERMING

| | ART. | A | B | C | D1 | D2 | E | Ø |
|-------------------------------|------------------|----------------------|--------------------|-------------------|-------------------|-------------------|--------------------|-------------------|
| PAIR BOTTOM LOCKING | KLA.FU4.0000. xx | 1050 mm 41 11/32" | 2200 mm 86 5/8" | 85 mm 3 11/32" | 75 mm 2 15/16" | 75 mm 2 15/16" | 1000 mm 39 3/8" | 37 mm 1 29/64" |
| | KLA.FU4.0072. xx | custom | 1828 mm 72" | 85 mm 3 11/32" | custom | custom | custom | 37 mm 1 29/64" |
| | KLA.FU4.0084. xx | custom | 2133 mm 84" | 85 mm 3 11/32" | custom | custom | custom | 37 mm 1 29/64" |
| | KLA.FU4.9999. xx | custom | custom | 85 mm 3 11/32" | custom | custom | custom | 37 mm 1 29/64" |
| PAIR TOP/BOTTOM LOCKING | KLA.FU6.0000. xx | 1050 mm 41 11/32" | 2200 mm 86 5/8" | 85 mm 3 11/32" | 75 mm 2 15/16" | 75 mm 2 15/16" | 1000 mm 39 3/8" | 37 mm 1 29/64" |
| | KLA.FU6.9999. xx | custom | custom | 85 mm 3 11/32" | custom | custom | custom | 37 mm 1 29/64" |

.XX = FINITURA
FINISH
FINITION
AFWERKUNG
AUSFÜHRUNG
page 384



DP1 = PREPARAZIONE PORTA - DOOR PREPARATION
PRÉPARATION DE LA PORTE - TÜRVORBEREITUNG
page 401

DISTANZIATORI PER PORTA A DOPPIO VETRO
SPACERS FOR DOUBLE GLAZED DOOR
ENTRETOISES POUR PORTE DOUBLE VITRAGE
ABSTANDSHALTER FÜR DOPPELGLASTÜR
KLA.KIT.99U4
page 399-400

I disegni riportati a catalogo sono indicativi degli ingombri.
Richiedere il disegno tecnico prima di effettuare le lavorazioni per l'installazione.

All dimensions in the catalog drawings are approximations.
Request the appropriate technical drawing before door preparation and installation.

Toutes les dimensions des dessins de catalogue sont approximatives. Demandez le dessin technique approprié avant la préparation et l'installation de la porte.

Alle Maße in den Katalogzeichnungen sind ungefähre Angaben. Fordern Sie vor der Vorbereitung und Installation der Türen die entsprechende technische Zeichnung an.

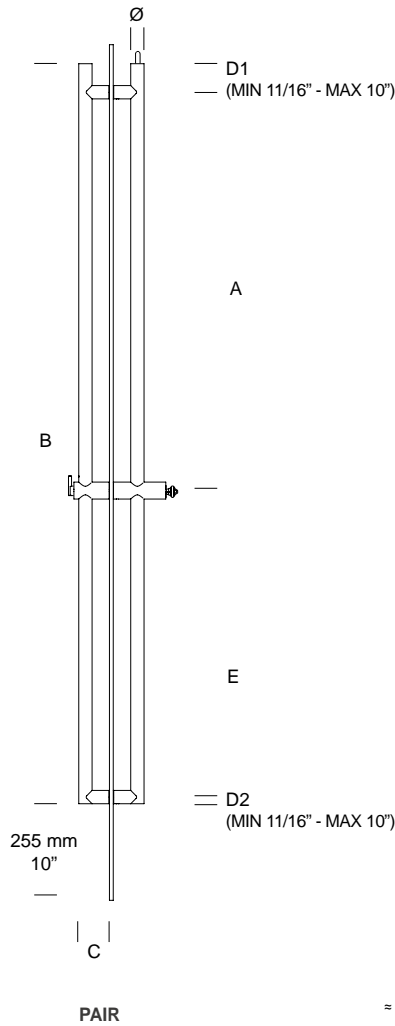
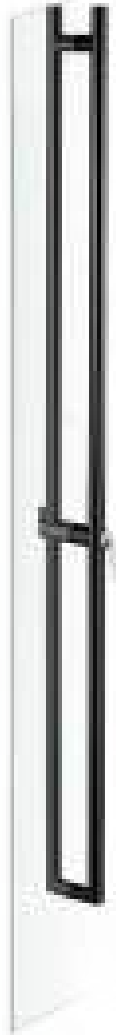
INCONTRO SUPERIORE
STRIKE DETAILS
GÂCHE
ZAPPENBAND - OBERTEIL
BOVENLICHTSLUITSTUK
page 396

COMBINED NON LOCKING
page 239

ART.
KLA.0G4.0000U
KLA.0G4.9999U
KLA.0G2.0U48
KLA.0G2.0U60



LOCKING
FULL SIZE

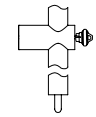


ADA
10"
clearance
layout

KEY
side bolt



PATENT
102019000012465
PATENT
102019000014097



PUNTALE DI CHIUSURA
LATO CHIAVE
KEY SIDE BOLT
PIVOT CÔTÉ CLÉ
SCHLISSANKER AUF
DER SCHLÜSSELSEITE
SLUITSTANG AAN DE
ZIJDE VAN DE SLEUTEL

CILINDRO NON INCLUSO
CYLINDER NOT INCLUDED



RIM CYLINDER
WITH IC
Compatible with SMALL FORMAT
INTERCHANGEABLE CORE ONLY.
The HOUSING will be supplied from PBA



POMOLO CONFORME
NORMATIVA ADA
ADA COMPLIANT
THUMBTURN
BOULTON CORRESPONDANT
AUX NORMES ADA
KNAUF GEMÄSS ADA
NORMEN
DEURKNOP VOLGENS
ADA NORMEN



PUNTALE REGOLABILE
ADJUSTABLE STEEL
DEAD BOLT
PIVOT RÉGLABLE
RÉGLIERBARER
SCHLISSANKER
REGELBARE
ONDOORZAAGBARE
SLUITSTANG



POZZETTO
ANTIPOVERE
DUST-FREE
FLOOR SOCKET
GÂCHE ANTI-
POUSSIÈRE
ANTISTAUB
BODENBUCHSE
VLOERPOT MET
ANTI-STOFBESCHERMING

PAIR



| ART. | A | B | C | D1 | D2 | E | Ø |
|------------------|----------------------|---------------------|-------------------|-------------------|-------------------|--------------------|-------------------|
| KLA.FU4.000R. xx | 1050 mm 41 11/32" | 1945 mm 76 9/16" | 85 mm 3 11/32" | 75 mm 2 15/16" | 17,5 mm 11/16" | 802 mm 31 9/16" | 37 mm 1 29/64" |
| KLA.FU4.0R72. xx | custom | 1828 mm 72" | 85 mm 3 11/32" | custom | custom | custom | 37 mm 1 29/64" |
| KLA.FU4.999R. xx | custom | custom | 85 mm 3 11/32" | custom | custom | custom | 37 mm 1 29/64" |

TOP
LOCKING

.XX = FINITURA
FINISH
FINITION
AFWERKING
AUSFÜHRUNG
page 384



DP1 = PREPARAZIONE PORTA - DOOR PREPARATION
PREPARATION DE LA PORTE - TÜRVORBEREITUNG
page 401

DISTANZIATORI PER PORTA A DOPPIO VETRO
SPACERS FOR DOUBLE GLAZED DOOR
ENTRETOISES POUR PORTE DOUBLE VITRAGE
ABSTANDSHALTER FÜR DOPPELGLASTÜR
KLA.KIT.99U4
page 399-400

I disegni riportati a catalogo sono indicativi degli ingombri.
Richiedere il disegno tecnico prima di effettuare le lavorazioni per l'installazione.
All dimensions in the catalog drawings are approximations.
Request the appropriate technical drawing before door preparation and installation.

Toutes les dimensions des dessins de catalogue sont approximatives. Demandez le dessin technique approprié avant la préparation et l'installation de la porte.
Alle Maße in den Katalogzeichnungen sind ungefähre Angaben. Fordern Sie vor der Vorbereitung und Installation der Türen die entsprechende technische Zeichnung an.

INCONTRO SUPERIORE
STRIKE DETAILS
GÂCHE
ZAPFENBAND - OBERTEIL
BOVENLICHTSLUITSTUK
page 396

COMBINED NON LOCKING
page 240

ART.
KLA.0G4.00RU
KLA.0G4.99RU
KLA.0G4.RU72



LOCKING
HALF SIZE

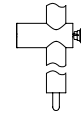
USA
standard
requirements



KEY
side bolt

PBA
PATENTED
SYSTEM

PATENT
102019000012465
PATENT
102019000014097



PUNTALE DI CHIUSURA
LATO CHIAVE
KEY SIDE BOLT
PIVOT CÔTÉ CLÉ
SCHLISSANKER AUF
DER SCHLÜSSELSEITE
SLUITSTANG AAN DE
ZIJDE VAN DE SLEUTEL

CILINDRO NON INCLUSO
CYLINDER NOT INCLUDED



RIM CYLINDER
WITH IC

Compatible with SMALL FORMAT
INTERCHANGEABLE CORE ONLY.
The HOUSING will be supplied from PBA



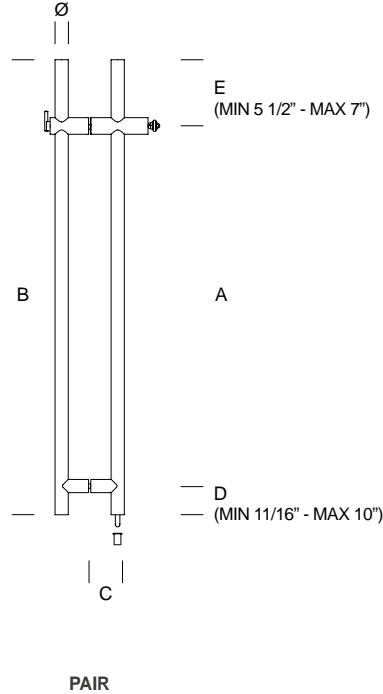

POMOLO CONFORME
NORMATIVA ADA
ADA COMPLIANT
THUMBTURN
BOUTON CORRESPON-
DANT AUX NORMES ADA
KNAUF GEMÄSS ADA
NORMEN
DEURKNOP VOLGENS
ADA NORMEN



PUNTALE REGOLABILE
ADJUSTABLE STEEL
DEAD BOLT
PIVOT RÉGLABLE
REGULIERBARER
SCHLISSANKER
REGLBARE
ONDOORZAAGBARE
SLUITSTANG



POZZETTO
ANTIPOLVERE
DUST-FREE
FLOOR SOCKET
GÂCHE ANTI-
POUSSIÈRE
ANTISTAUB
BODENBUCHSE
VLOERPOT MET
ANTI-STOFBESCHERMING



PAIR

BOTTOM
LOCKING



| ART. | A | B | C | D | E | Ø |
|------------------|--------------------|--------------------|-------------------|-------------------|------------------|-------------------|
| KLA.FU2.0000. xx | 1000 mm 39 3/8" | 1250 mm 49 1/4" | 85 mm 3 11/32" | 75 mm 2 15/16" | 175 mm 6 7/8" | 37 mm 1 29/64" |
| KLA.FU2.0048. xx | custom | 1219 mm 48" | 85 mm 3 11/32" | custom | custom | 37 mm 1 29/64" |
| KLA.FU2.0060. xx | custom | 1524 mm 60" | 85 mm 3 11/32" | custom | custom | 37 mm 1 29/64" |
| KLA.FU2.9999. xx | custom | custom | 85 mm 3 11/32" | custom | custom | 37 mm 1 29/64" |

.XX = FINITURA
FINISH
FINITION
AFWERKING
AUSFÜHRUNG
page 384



DP2 = PREPARAZIONE PORTA - DOOR PREPARATION
PRÉPARATION DE LA PORTE - TÜRVORBEREITUNG
page 402

DISTANZIATORI PER PORTA A DOPPIO VETRO
SPACERS FOR DOUBLE GLAZED DOOR
ENTRETOISES POUR PORTE DOUBLE VITRAGE
ABSTANDSHALTER FÜR DOPPELGLASTÜR
KLA.KIT.99U2
page 399-400

I disegni riportati a catalogo sono indicativi degli ingombri.
Richiedere il disegno tecnico prima di effettuare le lavorazioni per l'installazione.

All dimensions in the catalog drawings are approximations.
Request the appropriate technical drawing before door preparation and installation.

Toutes les dimensions des dessins de catalogue sont approximatives. Demandez le dessin technique approprié avant la préparation et l'installation de la porte.

Alle Maße in den Katalogzeichnungen sind ungefähre Angaben. Fordern Sie vor der Vorbereitung und Installation der Türen die entsprechende technische Zeichnung an.

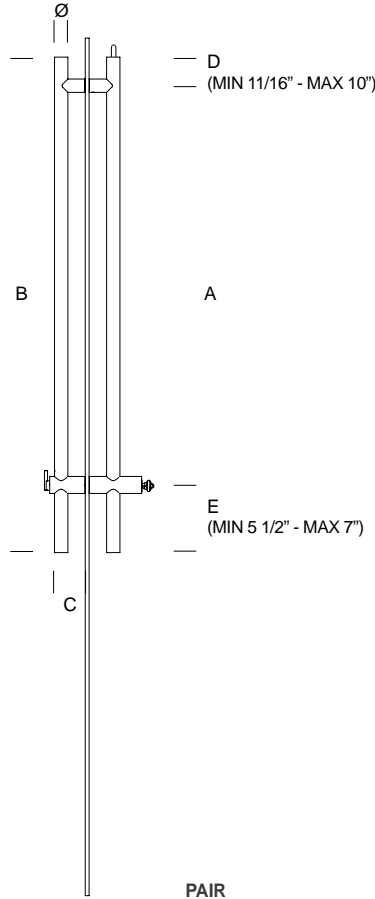

COMBINED NON LOCKING
page 241

ART.
KLA.0G2.000U
KLA.0G2.999U
KLA.0G2.0U48
KLA.0G2.0U60

COMPONENTI:
NERO PER FINITURA VERNICIATO NERO
GRIGIO PER FINITURA VERNICIATO CHIARO E ACCIAIO INOX
EDGE COMPONENT:
BLACK FOR DARK COLOUR POWDER
GREY FOR LIGHT COLOUR POWDER AND STAINLESS STEEL
COMPOSANT
NOIR POUR FINITION LAQUEE NOIRE
GRIS POUR FINITION LAQUEE CLAIRE ET INOX
KOMPONENTEN
SCHWARZ FÜR SCHWARZ LACKIERTE AUSFÜHRUNG
GRAU FÜR HELL LACKIERTE AUSFÜHRUNG UND EDELSTAHL



LOCKING
HALF SIZE



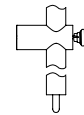
ADA
10"
clearance
layout

KEY
side bolt

P B A
P A T E N T E D
S Y S T E M

PATENT
102019000012465

PATENT
102019000014097



PUNTALE DI CHIUSURA
LATO CHIAVE
KEY SIDE BOLT
PIVOT CÔTÉ CLÉ
SCHLISSANKER AUF
DER SCHLÜSSELSEITE
SLUITSTANG AAN DE
ZIJDE VAN DE SLEUTEL

CILINDRO NON INCLUSO
CYLINDER NOT INCLUDED



RIM CYLINDER
WITH IC
Compatible with SMALL FORMAT
INTERCHANGEABLE CORE ONLY.
The HOUSING will be supplied from PBA



POMOLO CONFORME
NORMATIVA ADA
ADA COMPLIANT
THUMBTURN
BOULTON CORRESPONDANT
AUX NORMES ADA
KNAUF GEMÄSS ADA
NORMEN
DEURKNOP VOLGENS
ADA NORMEN



PUNTALE REGOLABILE
ADJUSTABLE STEEL
DEAD BOLT
PIVOT RÉGLABLE
REGULIERBARER
SCHLISSANKER
REGELBARE
ONDOORZAAGBARE
SLUITSTANG



POZZETTO
ANTIPOLVERE
DUST-FREE
FLOOR SOCKET
GÂCHE ANTI-
POUSSIÈRE
ANTISTAUB
BODENBUCHSE
VLOERPOT MET
ANTI-STOFBESCHERMING

PAIR

TOP
LOCKING



| ART. | A | B | C | D | E | Ø |
|------------------|----------------------|---------------------|-------------------|------------------|-------------------|-------------------|
| KLA.FU2.000R. xx | 1050 mm 41 11/32" | 1300 mm 51 3/16" | 85 mm 3 11/32" | 175 mm 6 7/8" | 75 mm 2 15/16" | 37 mm 1 29/64" |
| KLA.FU2.0R48. xx | custom | 1219 mm 48" | 85 mm 3 11/32" | custom | custom | 37 mm 1 29/64" |
| KLA.FU2.0R60. xx | custom | 1524 mm 60" | 85 mm 3 11/32" | custom | custom | 37 mm 1 29/64" |
| KLA.FU2.0R72. xx | custom | 1828 mm 72" | 85 mm 3 11/32" | custom | custom | 37 mm 1 29/64" |
| KLA.FU2.999R. xx | custom | custom | 85 mm 3 11/32" | custom | custom | 37 mm 1 29/64" |

.XX = FINITURA
FINISH
FINITION
AFWERKING
AUSFÜHRUNG
page 384



DP3 = PREPARAZIONE PORTA - DOOR PREPARATION
PREPARATION DE LA PORTE - TÜRVORBEREITUNG
page 403

DISTANZIATORI PER PORTA A DOPPIO VETRO
SPACERS FOR DOUBLE GLAZED DOOR
ENTRETOISES POUR PORTE DOUBLE VITRAGE
ABSTANDSHALTER FÜR DOPPELGLASTÜR
KLA.KIT.9RU2
page 399-400

INCONTRO SUPERIORE
STRIKE DETAILS
GÂCHE
ZAPFENBAND - OBERTEIL
BOVENLICHTSLUITSTUK
page 396

COMBINED NON LOCKING
page 242

ART.
KLA.0G2.00RU
KLA.0G2.99RU
KLA.0G2.RU48
KLA.0G2.RU60
KLA.0G2.RU72

COMPONENTI:
NERO PER FINITURA VERNICIATO NERO
GRIGIO PER FINITURA VERNICIATO CHIARO E ACCIAIO INOX
EDGE COMPONENT:
BLACK FOR DARK COLOUR POWDER
GREY FOR LIGHT COLOUR POWDER AND STAINLESS STEEL
COMPOSANT
NOIR POUR FINITION LAQUEE NOIRE
GRIS POUR FINITION LAQUEE CLAIRES ET INOX
KOMPONENTEN
SCHWARZ FÜR SCHWARZ LACKIERTE AUSFÜHRUNG
GRAU FÜR HELL LACKIERTE AUSFÜHRUNG UND EDELSTAHL

I disegni riportati a catalogo sono indicativi degli ingombri.
Richiedere il disegno tecnico prima di effettuare le lavorazioni per l'installazione.
All dimensions in the catalog drawings are approximations.
Request the appropriate technical drawing before door preparation and installation.
Toutes les dimensions des dessins de catalogue sont approximatives. Demandez le dessin technique approprié avant la préparation et l'installation de la porte.
Alle Maße in den Katalogzeichnungen sind ungefähre Angaben. Fordern Sie vor der Vorbereitung und Installation der Türen die entsprechende technische Zeichnung an.



NON LOCKING
FULL SIZE

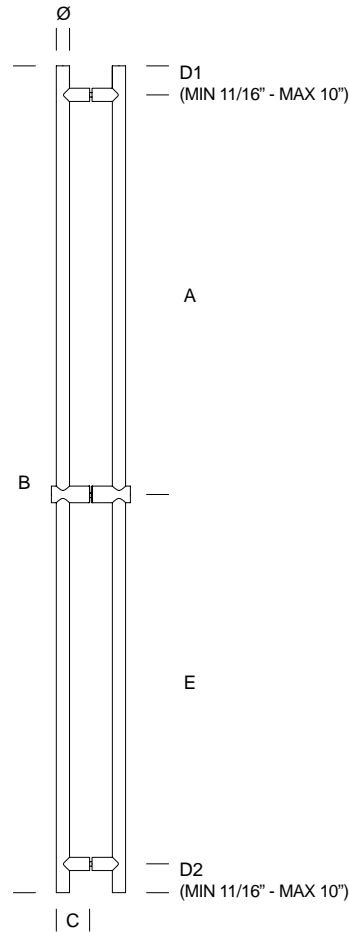


USA
standard
requirements



FISSAGGIO CONTRAPPOSTO INCLUSO
PER PORTE IN VETRO / LEGNO / METALLO

BACK TO BACK FIXING KIT ALWAYS INCLUDED
SUITABLE FOR GLASS / WOOD / METAL DOOR



PAIR

| PAIR | ART. | A | B | C | D1 | D2 | E | Ø |
|------|------------------|----------------------|--------------------|-------------------|-------------------|-------------------|--------------------|-------------------|
| | KLA.0G4.000U. xx | 1050 mm 41 11/32" | 2200 mm 86 5/8" | 85 mm 3 11/32" | 75 mm 2 15/16" | 75 mm 2 15/16" | 1000 mm 39 3/8" | 37 mm 1 29/64" |
| | KLA.0G4.0U72. xx | custom | 1828 mm 72" | 85 mm 3 11/32" | custom | custom | custom | 37 mm 1 29/64" |
| | KLA.0G4.0U84. xx | custom | 2133 mm 84" | 85 mm 3 11/32" | custom | custom | custom | 37 mm 1 29/64" |
| | KLA.0G4.999U. xx | custom | custom | 85 mm 3 11/32" | custom | custom | custom | 37 mm 1 29/64" |

.XX = FINITURA
FINISH
FINITION
AFWERKING
AUSFÜHRUNG
page 384



DP1 = PREPARAZIONE PORTA - DOOR PREPARATION
PREPARATION DE LA PORTE - TÜRVORBEREITUNG
page 401

DISTANZIATORI PER PORTA A DOPPIO VETRO
SPACERS FOR DOUBLE GLAZED DOOR
ENTRETOISES POUR PORTE DOUBLE VITRAGE
ABSTANDSHALTER FÜR DOPPELGLASTÜR
KLA.KIT.99U4
page 399-400

I disegni riportati a catalogo sono indicativi degli ingombri.
Richiedere il disegno tecnico prima di effettuare le lavorazioni per l'installazione.

All dimensions in the catalog drawings are approximations.
Request the appropriate technical drawing before door preparation and installation.

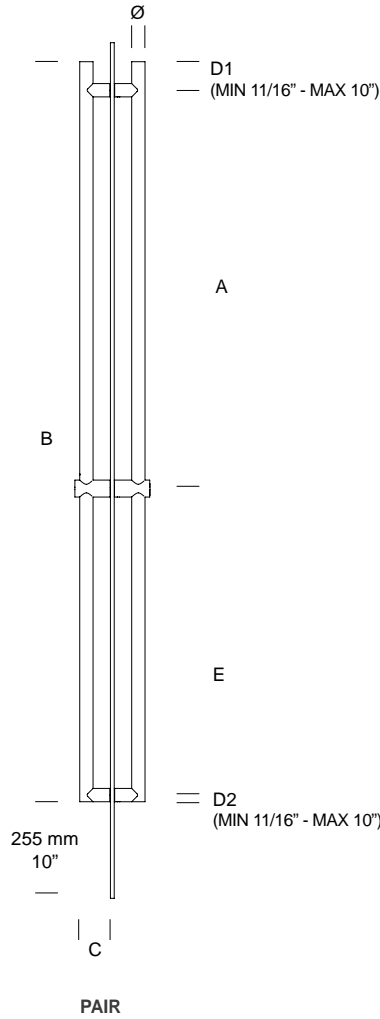
Toutes les dimensions des dessins de catalogue sont approximatives. Demandez le dessin technique approprié avant la préparation et l'installation de la porte.

Alle Maße in den Katalogzeichnungen sind ungefähre Angaben. Fordern Sie vor der Vorbereitung und Installation der Türen die entsprechende technische Zeichnung an.

COMPONENTI:
NERO PER FINITURA VERNICIATO NERO
GRIGIO PER FINITURA VERNICIATO CHIARO E ACCIAIO INOX
EDGE COMPONENT:
BLACK FOR DARK COLOUR POWDER
GREY FOR LIGHT COLOUR POWDER AND STAINLESS STEEL
COMPOSANT
NOIR POUR FINITION LAQUEE NOIRE
GRIS POUR FINITION LAQUEE CLAIRE ET INOX
KOMPONENTEN
SCHWARZ FÜR SCHWARZ LACKIERTE AUSFÜHRUNG
GRAU FÜR HELL LACKIERTE AUSFÜHRUNG UND EDELSTAHL

NON LOCKING TO MATCH PULL ON
page 235

NON LOCKING
FULL SIZE



ADA
10"
clearance
Layout

FISSAGGIO CONTRAPPOSTO INCLUSO
PER PORTE IN VETRO / LEGNO / METALLO
BACK TO BACK FIXING KIT ALWAYS INCLUDED
SUITABLE FOR GLASS / WOOD / METAL DOOR

| PAIR | ART. | A | B | C | D1 | D2 | E | Ø |
|------|------------------|----------------------|---------------------|-------------------|-------------------|-------------------|--------------------|-------------------|
| | KLA.0G4.00RU. xx | 1050 mm 41 11/32" | 1945 mm 76 9/16" | 85 mm 3 11/32" | 75 mm 2 15/16" | 17,5 mm 11/16" | 802 mm 31 9/16" | 37 mm 1 29/64" |
| | KLA.0G4.RU72. xx | custom | 1828 mm 72" | 85 mm 3 11/32" | custom | 17,5 mm 11/16" | custom | 37 mm 1 29/64" |
| | KLA.0G4.99RU. xx | custom | custom | 85 mm 3 11/32" | custom | 17,5 mm 11/16" | custom | 37 mm 1 29/64" |

.XX = FINITURA
FINISH
FINITION
AFWERKUNG
AUSFÜHRUNG
page 384



DP1 = PREPARAZIONE PORTA - DOOR PREPARATION
PREPARATION DE LA PORTE - TÜRVORBEREITUNG
page 401

DISTANZIATORI PER PORTA A DOPPIO VETRO
SPACERS FOR DOUBLE GLAZED DOOR
ENTRETOISES POUR PORTE DOUBLE VITRAGE
ABSTANDSHALTER FÜR DOPPELGLASTÜR
KLA.KIT.99U4
page 399-400

I disegni riportati a catalogo sono indicativi degli ingombri.
Richiedere il disegno tecnico prima di effettuare le lavorazioni per l'installazione.
All dimensions in the catalog drawings are approximations.
Request the appropriate technical drawing before door preparation and installation.

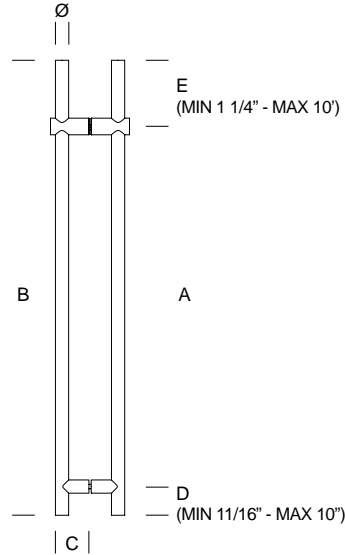
Toutes les dimensions des dessins de catalogue sont approximatives. Demandez le dessin technique approprié avant la préparation et l'installation de la porte.
Alle Maße in den Katalogzeichnungen sind ungefähre Angaben. Fordern Sie vor der Vorbereitung und Installation der Türen die entsprechende technische Zeichnung an.

NON LOCKING TO MATCH PULL ON
page 236

COMPONENTI:
NERO PER FINITURA VERNICIATO NERO
GRIGIO PER FINITURA VERNICIATO CHIARO E ACCIAIO INOX
EDGE COMPONENT:
BLACK FOR DARK COLOUR POWDER
GREY FOR LIGHT COLOUR POWDER AND STAINLESS STEEL
COMPOSANT
NOIR POUR FINITION LAQUEE NOIRE
GRIS POUR FINITION LAQUEE CLAIRE ET INOX
KOMPONENTEN
SCHWARZ FÜR SCHWARZ LACKIERTE AUSFÜHRUNG
GRAU FÜR HELL LACKIERTE AUSFÜHRUNG UND EDELSTAHL

NON LOCKING
HALF SIZE

USA
standard
requirements



FISSAGGIO CONTRAPPOSTO INCLUSO
PER PORTE IN VETRO / LEGNO / METALLO
BACK TO BACK FIXING KIT ALWAYS INCLUDED
SUITABLE FOR GLASS / WOOD / METAL DOOR

PAIR

| PAIR | ART. | A | B | C | D | E | Ø |
|------|------------------|--------------------|--------------------|-------------------|-------------------|------------------|-------------------|
| | KLA.0G2.000U. xx | 1000 mm 39 3/8" | 1250 mm 49 1/4" | 85 mm 3 11/32" | 75 mm 2 15/16" | 175 mm 6 7/8" | 37 mm 1 29/64" |
| | KLA.0G2.0U48. xx | custom | 1219 mm 48" | 85 mm 3 11/32" | custom | custom | 37 mm 1 29/64" |
| | KLA.0G2.0U60. xx | custom | 1524 mm 60" | 85 mm 3 11/32" | custom | custom | 37 mm 1 29/64" |
| | KLA.0G2.999U. xx | custom | custom | 85 mm 3 11/32" | custom | custom | 37 mm 1 29/64" |

.XX = FINITURA
FINISH
FINITION
AFWERKUNG
AUSFÜHRUNG
page 384



DP2 = PREPARAZIONE PORTA - DOOR PREPARATION
PREPARATION DE LA PORTE - TÜRVORBEREITUNG
page 402

DISTANZIATORI PER PORTA A DOPPIO VETRO
SPACERS FOR DOUBLE GLAZED DOOR
ENTRETOISES POUR PORTE DOUBLE VITRAGE
ABSTANDSHALTER FÜR DOPPELGLASTÜR
KLA.KIT.99U2
page 399-400

I disegni riportati a catalogo sono indicativi degli ingombri.
Richiedere il disegno tecnico prima di effettuare le lavorazioni per l'installazione.

All dimensions in the catalog drawings are approximations.
Request the appropriate technical drawing before door preparation and installation.

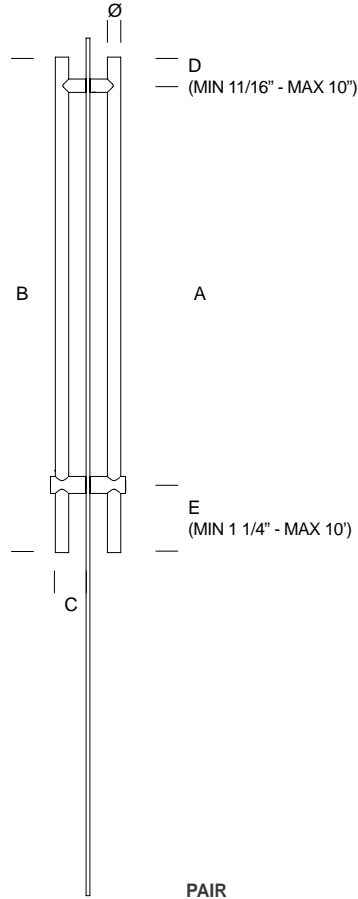

Toutes les dimensions des dessins de catalogue sont approximatives. Demandez le dessin technique approprié avant la préparation et l'installation de la porte.

Alle Maße in den Katalogzeichnungen sind ungefähre Angaben. Fordern Sie vor der Vorbereitung und Installation der Türen die entsprechende technische Zeichnung an.

NON LOCKING TO MATCH PULL ON
page 237

COMPONENTI:
NERO PER FINITURA VERNICIATO NERO
GRIGIO PER FINITURA VERNICIATO CHIARO E ACCIAIO INOX
EDGE COMPONENT:
BLACK FOR DARK COLOUR POWDER
GREY FOR LIGHT COLOUR POWDER AND STAINLESS STEEL
COMPOSANT
NOIR POUR FINITION LAQUEE NOIRE
GRIS POUR FINITION LAQUEE CLAIRE ET INOX
KOMPONENTEN
SCHWARZ FÜR SCHWARZ LACKIERTE AUSFÜHRUNG
GRAU FÜR HELL LACKIERTE AUSFÜHRUNG UND EDELSTAHL

NON LOCKING
HALF SIZE



ADA
10"
clearance
layout

FISSAGGIO CONTRAPPOSTO INCLUSO
PER PORTE IN VETRO / LEGNO / METALLO

BACK TO BACK FIXING KIT ALWAYS INCLUDED
SUITABLE FOR GLASS / WOOD / METAL DOOR

| PAIR | ART. | A | B | C | D | E | Ø |
|------|------------------|----------------------|---------------------|-------------------|-------------------|------------------|-------------------|
| | KLA.0G2.00RU. xx | 1050 mm 41 11/32" | 1300 mm 51 3/16" | 85 mm 3 11/32" | 75 mm 2 15/16" | 175 mm 6 7/8" | 37 mm 1 29/64" |
| | KLA.0G2.RU48. xx | custom | 1219 mm 48" | 85 mm 3 11/32" | custom | custom | 37 mm 1 29/64" |
| | KLA.0G2.RU60. xx | custom | 1524 mm 60" | 85 mm 3 11/32" | custom | custom | 37 mm 1 29/64" |
| | KLA.0G2.RU72. xx | custom | 1828 mm 72" | 85 mm 3 11/32" | custom | custom | 37 mm 1 29/64" |
| | KLA.0G2.99RU. xx | custom | custom | 85 mm 3 11/32" | custom | custom | 37 mm 1 29/64" |

.XX = FINITURA
FINISH
FINITION
AFWERKUNG
AUSFÜHRUNG
page 384



DP3 = PREPARAZIONE PORTA - DOOR PREPARATION
PREPARATION DE LA PORTE - TÜRVORBEREITUNG
page 403

DISTANZIATORI PER PORTA A DOPPIO VETRO
SPACERS FOR DOUBLE GLAZED DOOR
ENTRETOISES POUR PORTE DOUBLE VITRAGE
ABSTANDSHALTER FÜR DOPPELGLASTÜR
KLA.KIT.9RU2
page 399-400

I disegni riportati a catalogo sono indicativi degli ingombri.
Richiedere il disegno tecnico prima di effettuare le lavorazioni per l'installazione.

All dimensions in the catalog drawings are approximations.
Request the appropriate technical drawing before door preparation and installation.

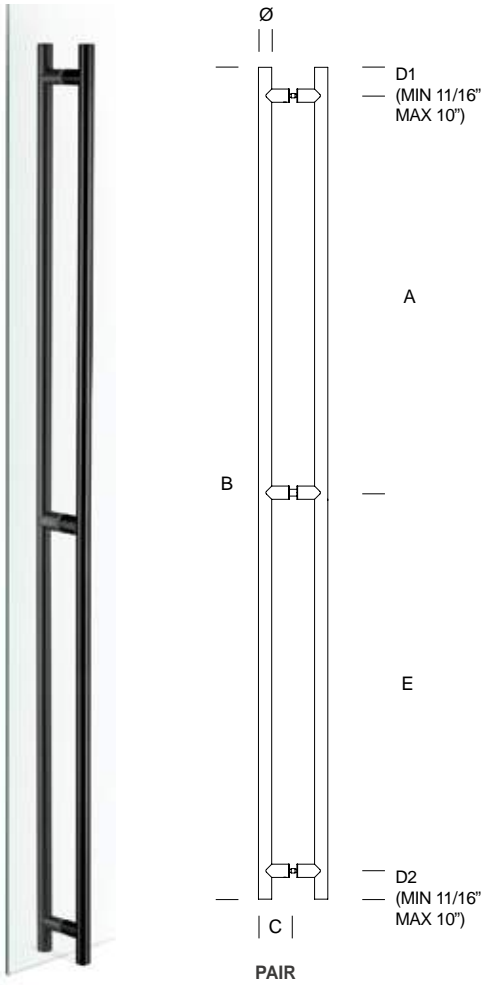
Toutes les dimensions des dessins de catalogue sont approximatives. Demandez le dessin technique approprié avant la préparation et l'installation de la porte.

Alle Maße in den Katalogzeichnungen sind ungefähre Angaben. Fordern Sie vor der Vorbereitung und Installation der Türen die entsprechende technische Zeichnung an.

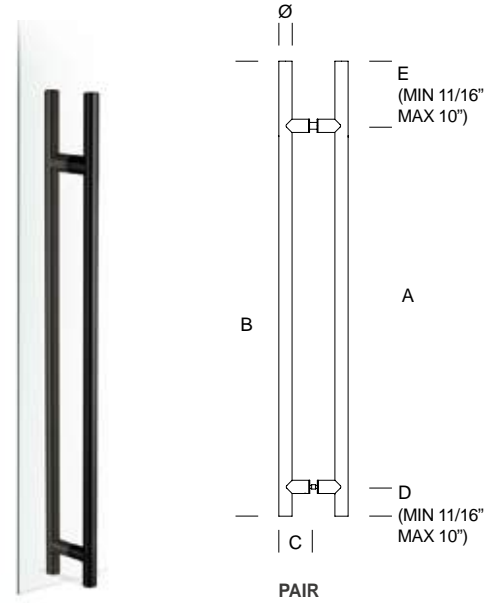
COMPONENTI:
NERO PER FINITURA VERNICIATO NERO
GRIGIO PER FINITURA VERNICIATO CHIARO E ACCIAIO INOX
EDGE COMPONENT:
BLACK FOR DARK COLOUR POWDER
GREY FOR LIGHT COLOUR POWDER AND STAINLESS STEEL
COMPOSANT
NOIR POUR FINITION LAQUEE NOIRE
GRIS POUR FINITION LAQUEE CLAIRE ET INOX
KOMPONENTEN
SCHWARZ FÜR SCHWARZ LACKIERTE AUSFÜHRUNG
GRAU FÜR HELL LACKIERTE AUSFÜHRUNG UND EDELSTAHL

NON LOCKING TO MATCH PULL ON
page 238

UNIVERSAL
NO LOCKING
FULL SIZE



UNIVERSAL
NO LOCKING
HALF SIZE



| ART. | A | B | C | D1/D2 | E | Ø |
|---------------------------------|--------|--------|-------------------|--------|--------|-------------------|
| KLA.0G4.9999 .xx PAIR | custom | custom | 85 mm 3 11/32" | custom | custom | 37 mm 1 29/64" |

| ART. | A | B | C | D | E | Ø |
|---------------------------------|--------|--------|-------------------|--------|--------|-------------------|
| KLA.0G2.9999 .xx PAIR | custom | custom | 85 mm 3 11/32" | custom | custom | 37 mm 1 29/64" |

.XX = FINITURA
FINISH
FINITION
AFWERKING
AUSFÜHRUNG
page 384



COMPONENTI:
NERO PER FINITURA VERNICIATO NERO
GRIGIO PER FINITURA VERNICIATO CHIARO E ACCIAIO INOX
EDGE COMPONENT:
BLACK FOR DARK COLOUR POWDER
GREY FOR LIGHT COLOUR POWDER AND STAINLESS STEEL
COMPOSANT
NOIR POUR FINITION LAQUEE NOIRE
GRIS POUR FINITION LAQUEE CLAIRE ET INOX
KOMPONENTEN
SCHWARZ FÜR SCHWARZ LACKIERTE AUSFÜHRUNG
GRAU FÜR HELL LACKIERTE AUSFÜHRUNG UND EDELSTAHL

I disegni riportati a catalogo sono indicativi degli ingombri.
Richiedere il disegno tecnico prima di effettuare le lavorazioni per l'installazione.
All dimensions in the catalog drawings are approximations.
Request the appropriate technical drawing before door preparation and installation.
Toutes les dimensions des dessins de catalogue sont approximatives. Demandez le dessin technique approprié avant la préparation et l'installation de la porte.
Alle Maße in den Katalogzeichnungen sind ungefähre Angaben. Fordern Sie vor der Vorbereitung und Installation der Türen die entsprechende technische Zeichnung an.

PREPARAZIONE PORTA - DOOR PREPARATION
PREPARATION DE LA PORTE - TÜRVORBEREITUNG:
DP4 (UNIVERSAL NO LOCKING FULL SIZE)
DP5 (UNIVERSAL NO LOCKING HALF SIZE)
page 404-405

DISTANZIATORI PER PORTA A DOPPIO VETRO
SPACERS FOR DOUBLE GLAZED DOOR
ENTRETOISES POUR PORTE DOUBLE VITRAGE
ABSTANDSHALTER FÜR DOPPELGLASTÜR:
2AT.KIT.9910 (UNIVERSAL NO LOCKING FULL SIZE)
2AT.KIT.9909 (UNIVERSAL NO LOCKING HALF SIZE)
page 399-400

FISSAGGIO CONTRAPPOSTO INCLUSO
PER PORTE IN VETRO / LEGNO / METALLO
BACK TO BACK FIXING KIT ALWAYS INCLUDED
SUITABLE FOR GLASS / WOOD / METAL DOOR

PLACCA / PIASTRA A MISURA IN ACCIAIO INOX VERNICIATO
STAINLESS STEEL POWDERCOATED PLATE / PLAQUE ON REQUEST

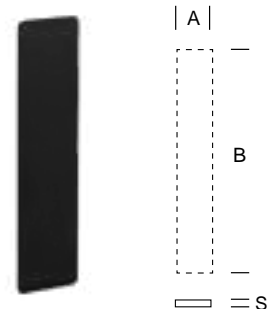
| ART. | A | B | S |
|-------------------------|---|---|------|
| 2MM.PLA.9999 .xx | | | 2 mm |

Disponibile con fori per fissaggio con viti o senza fori per incollaggio.
Fissaggi non inclusi.

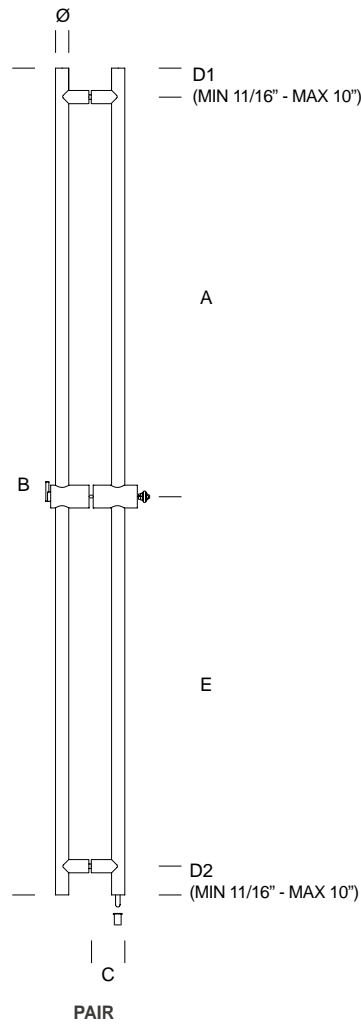

Available with holes for fixing with screws or without holes for gluing.
Fixings not included

.XX = FINITURA
FINISH
FINITION
AFWERKING
AUSFÜHRUNG
page 384

A RICHIESTA FINITURA ACCIAIO INOX VERNICIATO
ON REQUEST FINISH STAINLESS STEEL
POWDERCOATED
A LA DEMANDE FINITION ACIER INOXIDABLE LAQUE
AUFANFRAGE AUSFÜHRUNGEN EDELSTAHL
ROSTFREI LACKIERT
OP AANVRAAG AFWERKINGEN ROESTVAST STAAL
GELAKT
page 384



LOCKING
FULL SIZE

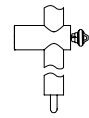


USA
standard
requirements



PATENT
ITALY 10201800000636
USA 16/223,804
PATENT
ITALY 102018000003005
USA 16/224,030

KEY
side bolt



PUNTALE DI CHIUSURA
LATO CHIAVE
KEY SIDE BOLT
PIVOT CÔTÉ CLÉ
SCHLIESSANKER AUF
DER SCHLÜSSELSEITE
SLUITSTANG AAN DE
ZIJDE VAN DE SLEUTEL

CILINDRO NON INCLUSO
CYLINDER NOT INCLUDED

PBA CAN ACCOMODATE
ANY MORTISE CYLINDER BRAND



MORTISE
CYLINDER
STANDARD



POMOLO CONFORME
NORMATIVA ADA
ADA COMPLIANT
THUMBTURN
BOUTON CORRESPON-
DANT AUX NORMES ADA
KNAUF GEMÄSS ADA
NORMEN
DEURKNOP VOLGENS
ADA NORMEN



PUNTALE REGOLABILE
ADJUSTABLE STEEL
DEAD BOLT
PIVOT RÉGLABLE
REGULIERBARER
SCHLIESSANKER
REGELBARE
ONDOORZAAGBARE
SLUITSTANG



POZZETTO
ANTIPOLVERE
DUST-FREE
FLOOR SOCKET
CÂCHE ANTI-
POUSSIÈRE
ANTISTÄUB
BODENBUCHSE
VLOERPOT MET
ANTI-STOFBESCHERMING

BRAND OF COMPATIBLE RIM CYLINDER:
- ARROW - BEST
- CORBIN RUSSWIN - KABAILCO
- MEDECO - SARGENT
- SCHLAGE - YALE

PAIR
BOTTOM
LOCKING



| ART. | A | B | C | D1 | D2 | E | Ø |
|------------------|----------------------|--------------------|-------------------|-------------------|-------------------|--------------------|-------------------|
| KLA.FM4.0000. xx | 1050 mm 41 11/32" | 2200 mm 86 5/8" | 85 mm 3 11/32" | 75 mm 2 15/16" | 75 mm 2 15/16" | 1000 mm 39 3/8" | 37 mm 1 29/64" |
| KLA.FM4.0072. xx | custom | 1828 mm 72" | 85 mm 3 11/32" | custom | custom | custom | 37 mm 1 29/64" |
| KLA.FM4.0084. xx | custom | 2133 mm 84" | 85 mm 3 11/32" | custom | custom | custom | 37 mm 1 29/64" |
| KLA.FM4.9999. xx | custom | custom | 85 mm 3 11/32" | custom | custom | custom | 37 mm 1 29/64" |

PAIR
TOP/BOTTOM
LOCKING



| | | | | | | | |
|------------------|----------------------|--------------------|-------------------|-------------------|-------------------|--------------------|-------------------|
| KLA.FM6.0000. xx | 1050 mm 41 11/32" | 2200 mm 86 5/8" | 85 mm 3 11/32" | 75 mm 2 15/16" | 75 mm 2 15/16" | 1000 mm 39 3/8" | 37 mm 1 29/64" |
| KLA.FM6.9999. xx | custom | custom | 85 mm 3 11/32" | custom | custom | custom | 37 mm 1 29/64" |

.XX = FINITURA
FINISH
FINITION
AFWERKING
AUSFÜHRUNG
page 384



DP1 = PREPARAZIONE PORTA - DOOR PREPARATION
PREPARATION DE LA PORTE - TÜRVORBEREITUNG
page 401

DISTANZIATORI PER PORTA A DOPPIO VETRO
SPACERS FOR DOUBLE GLAZED DOOR
ENTRETOISES POUR PORTE DOUBLE VITRAGE
ABSTANDSHALTER FÜR DOPPELGLASTÜR
KLA.KIT.99M4
page 399-400

INCONTRO SUPERIORE
STRIKE DETAILS
GÄCHE
ZAPPENBAND - OBERTEIL
BOVENLICHTSLUITSTUK
page 396

COMBINED NON LOCKING
page 248

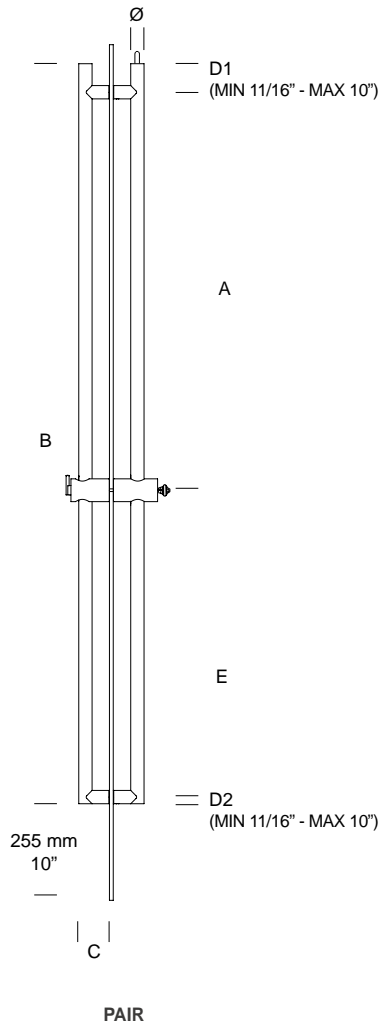

ART.
KLA.0G4.000M
KLA.0G4.999M
KLA.0G4.0M72
KLA.0G4.0M84

COMPONENTI:
NERO PER FINITURA VERNICIATO NERO
GRIGIO PER FINITURA VERNICIATO CHIARO E ACCIAIO INOX
EDGE COMPONENT:
BLACK FOR DARK COLOUR POWDER
GREY FOR LIGHT COLOUR POWDER AND STAINLESS STEEL
COMPOSANT
NOIR POUR FINITION LAQUEE NOIRE
GRIS POUR FINITION LAQUEE CLAIRE ET INOX
KOMPONENTEN
SCHWARZ FÜR SCHWARZ LACKIERTE AUSFÜHRUNG
GRAU FÜR HELL LACKIERTE AUSFÜHRUNG UND EDELSTAHL

I disegni riportati a catalogo sono indicativi degli ingombri.
Richiedere il disegno tecnico prima di effettuare le lavorazioni per l'installazione.
All dimensions in the catalog drawings are approximations.
Request the appropriate technical drawing before door preparation and installation.
Toutes les dimensions des dessins de catalogue sont approximatives. Demandez le dessin technique approprié avant la préparation et l'installation de la porte.
Alle Maße in den Katalogzeichnungen sind ungefähre Angaben. Fordern Sie vor der Vorbereitung und Installation der Türen die entsprechende technische Zeichnung an.



LOCKING
FULL SIZE



USA
standard
requirements

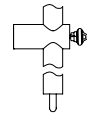


ADA
10"
clearance
Layout



PATENT
ITALY 10201800000636
USA 16/223,804
PATENT
ITALY 102018000003005
USA 16/224,030

KEY
side bolt



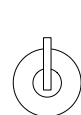
PUNTALE DI CHIUSURA
LATO CHIAVE
KEY SIDE BOLT
PIVOT CÔTÉ CLÉ
SCHLISSANKER AUF
DER SCHLÜSSELSEITE
SLUITSTANG AAN DE
ZIJDE VAN DE SLEUTEL

CILINDRO NON INCLUSO
CYLINDER NOT INCLUDED

PBA CAN ACCOMODATE
ANY MORTISE CYLINDER BRAND



MORTISE
CYLINDER
STANDARD



POMOLO CONFORME
NORMATIVA ADA
ADA COMPLIANT
THUMBTURN
BOUTON CORRESPON-
DANT AUX NORMES ADA
KNAUF GEMÄSS ADA
NORMEN
DEURKNOP VOLGENS
ADA NORMEN



PUNTALE REGOLABILE
ADJUSTABLE STEEL
DEAD BOLT
PIVOT RÉGLABLE
REGULIERBARER
SCHLISSANKER
REGELBARE
ONDOORZAAGBARE
SLUITSTANG



POZZETTO
ANTIPOLVERE
DUST-FREE
FLOOR SOCKET
GÂCHE ANTI-
POUSSIÈRE
ANTISTAUB
BODENBUCHSE
VLOERPOT MET
ANTI-STOFBESCHERMING

| BRAND OF COMPATIBLE RIM CYLINDER: | |
|-----------------------------------|------------|
| - ARROW | - BEST |
| - CORBIN RUSSWIN | - KABAILCO |
| - MEDECO | - SARGENT |
| - SCHLAGE | - YALE |

PAIR
TOP
LOCKING



| ART. | A | B | C | D1 | D2 | E | Ø |
|------------------|----------------------|---------------------|-------------------|-------------------|-------------------|--------------------|-------------------|
| KLA.FM4.000R. xx | 1050 mm 41 11/32" | 1945 mm 76 9/16" | 85 mm 3 11/32" | 75 mm 2 15/16" | 17,5 mm 11/16" | 802 mm 31 9/16" | 37 mm 1 29/64" |
| KLA.FM4.0R72. xx | custom | 1828 mm 72" | 85 mm 3 11/32" | custom | custom | custom | 37 mm 1 29/64" |
| KLA.FM4.999R. xx | custom | custom | 85 mm 3 11/32" | custom | custom | custom | 37 mm 1 29/64" |

.XX = FINITURA
FINISH
FINITION
AFWERKUNG
AUSFÜHRUNG
page 384



DP1 = PREPARAZIONE PORTA - DOOR PREPARATION
PRÉPARATION DE LA PORTE - TÜRVORBEREITUNG
page 401

DISTANZIATORI PER PORTA A DOPPIO VETRO
SPACERS FOR DOUBLE GLAZED DOOR
ENTRETOISES POUR PORTE DOUBLE VITRAGE
ABSTANDSHALTER FÜR DOPPELGLASTÜR
KLA.KIT.99M4
page 399-400

I disegni riportati a catalogo sono indicativi degli ingombri.
Richiedere il disegno tecnico prima di effettuare le lavorazioni per l'installazione.
All dimensions in the catalog drawings are approximations.
Request the appropriate technical drawing before door preparation and installation.

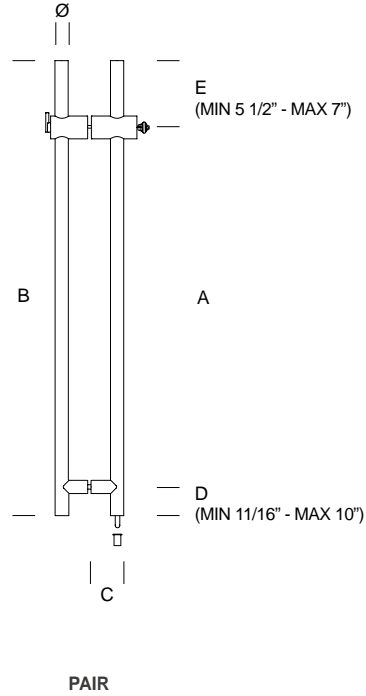

Toutes les dimensions des dessins de catalogue sont approximatives. Demandez le dessin technique approprié avant la préparation et l'installation de la porte.
Alle Maße in den Katalogzeichnungen sind ungefähre Angaben. Fordern Sie vor der Vorbereitung und Installation der Türen die entsprechende technische Zeichnung an.

COMBINED NON LOCKING
page 249

ART.
KLA.0G4.00RM
KLA.0G4.99RM
KLA.0G4.RM72



LOCKING
HALF SIZE

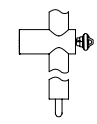


USA
standard
requirements



PATENT
ITALY 10201800000636
USA 16/223,804
PATENT
ITALY 102018000003005
USA 16/224,030

KEY
side bolt



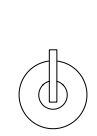
PUNTALE DI CHIUSURA
LATO CHIAVE
KEY SIDE BOLT
PIVOT CÔTÉ CLÉ
SCHLISSANKER AUF
DER SCHLÜSSELSEITE
SLUITSTANG AAN DE
ZIJDE VAN DE SLEUTEL

CILINDRO NON INCLUSO
CYLINDER NOT INCLUDED

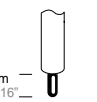
PBA CAN ACCOMODATE
ANY MORTISE CYLINDER BRAND



MORTISE
CYLINDER
STANDARD



POMOLO CONFORME
NORMATIVA ADA
ADA COMPLIANT
THUMBTURN
BOUTON CORRESPON-
DANT AUX NORMES ADA
KNAUF GEMÄSS ADA
NORMEN
DEURKNOP VOLGENS
ADA NORMEN



PUNTALE REGOLABILE
ADJUSTABLE STEEL
DEAD BOLT
PIVOT RÉGLABLE
REGULIERBARER
SCHLISSANKER
REGELBARE
ONDOORZAAGBARE
SLUITSTANG

≈ 30 mm
1 3/16"



POZZETTO
ANTIPOLVERE
DUST-FREE
FLOOR SOCKET
GÂCHE ANTI-
POUSSIÈRE
ANTISTAUB
BODENBUCHSE
VLOERPOT MET
ANTI-STOFBESCHERMING

| BRAND OF COMPATIBLE RIM CYLINDER: | |
|-----------------------------------|------------|
| - ARROW | - BEST |
| - CORBIN RUSSWIN | - KABAILCO |
| - MEDECO | - SARGENT |
| - SCHLAGE | - YALE |

| | ART. | A | B | C | D | E | Ø |
|-------------------|------------------|--------------------|--------------------|-------------------|-------------------|------------------|-------------------|
| PAIR | KLA.FM2.0000. xx | 1000 mm 39 3/8" | 1250 mm 49 1/4" | 85 mm 3 11/32" | 75 mm 2 15/16" | 175 mm 6 7/8" | 37 mm 1 29/64" |
| BOTTOM LOCKING | KLA.FM2.0048. xx | custom | 1219 mm 48" | 85 mm 3 11/32" | custom | custom | 37 mm 1 29/64" |
| | KLA.FM2.0060. xx | custom | 1524 mm 60" | 85 mm 3 11/32" | custom | custom | 37 mm 1 29/64" |
| | KLA.FM2.9999. xx | custom | custom | 85 mm 3 11/32" | custom | custom | 37 mm 1 29/64" |

.XX = FINITURA
FINISH
FINITION
AFWERKING
AUSFÜHRUNG
page 384



DP2 = PREPARAZIONE PORTA - DOOR PREPARATION
PRÉPARATION DE LA PORTE - TÜRVORBEREITUNG
page 402

DISTANZIATORI PER PORTA A DOPPIO VETRO
SPACERS FOR DOUBLE GLAZED DOOR
ENTRETOISES POUR PORTE DOUBLE VITRAGE
ABSTANDSHALTER FÜR DOPPELGLASTÜR
KLA.KIT.99M2
page 399-400

I disegni riportati a catalogo sono indicativi degli ingombri.
Richiedere il disegno tecnico prima di effettuare le lavorazioni per l'installazione.
All dimensions in the catalog drawings are approximations.
Request the appropriate technical drawing before door preparation and installation.

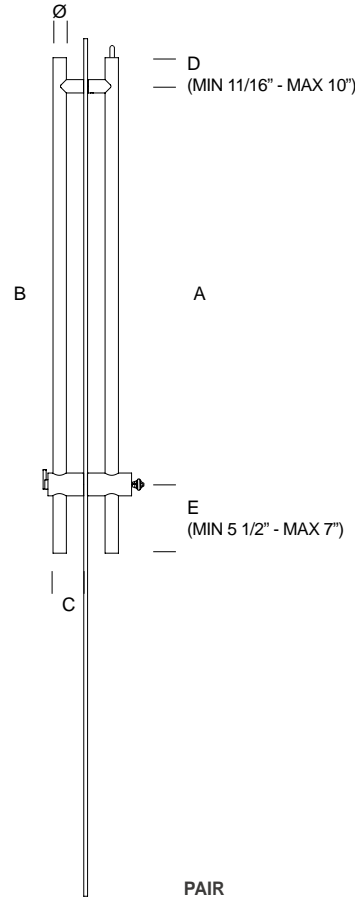

Toutes les dimensions des dessins de catalogue sont approximatives. Demandez le dessin technique approprié avant la préparation et l'installation de la porte.
Alle Maße in den Katalogzeichnungen sind ungefähre Angaben. Fordern Sie vor der Vorbereitung und Installation der Türen die entsprechende technische Zeichnung an.

COMBINED NON LOCKING
page 250

ART.
KLA.0G2.000M
KLA.0G2.099M
KLA.0G2.0M48
KLA.0G2.0M60



LOCKING
HALF SIZE



USA
standard
requirements



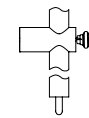
ADA
10"
clearance
layout

PBA
PATENTED
SYSTEM

PATENT
ITALY 10201800000636
USA 16/223,804

PATENT
ITALY 102018000003005
USA 16/224,030

KEY
side bolt



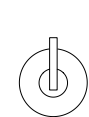
PUNTALE DI CHIUSURA
LATO CHIAVE
KEY SIDE BOLT
PIVOT CÔTÉ CLÉ
SCHLISSANKER AUF
DER SCHLÜSSELSEITE
SLUITSTANG AAN DE
ZUDE VAN DE SLEUTEL

CILINDRO NON INCLUSO
CYLINDER NOT INCLUDED

PBA CAN ACCOMMODATE
ANY MORTISE CYLINDER BRAND



MORTISE
CYLINDER
STANDARD



POMOLO CONFORME
NORMATIVA ADA
ADA COMPLIANT
THUMBTURN
BOULTON CORRESPON-
DANT AUX NORMES ADA
KNAUF GEMÄSS ADA
NORMEN
DEURKNOP VOLGENS
ADA NORMEN



PUNTALE REGOLABILE
ADJUSTABLE STEEL
DEAD BOLT
PIVOT RÉGLABLE
REGULIERBARER
SCHLISSANKER
REGELBARE
ONDOORZAAGBARE
SLUITSTANG



POZZETTO
ANTIPOVERE
DUST-FREE
FLOOR SOCKET
GÂCHE ANTI-
POUSSIÈRE
ANTISTAUB
BODENBUCHSE
VLOERPOT MET
ANTI-STOFBESCHERMING

BRAND OF COMPATIBLE RIM CYLINDER:

| | |
|------------------|------------|
| - ARROW | - BEST |
| - CORBIN RUSSWIN | - KABAILCO |
| - MEDECO | - SARGENT |
| - SCHLAGE | - YALE |

PAIR

TOP
LOCKING



| ART. | A | B | C | D | E | Ø |
|------------------|----------------------|---------------------|-------------------|-------------------|------------------|-------------------|
| KLA.FM2.000R. xx | 1050 mm 41 11/32" | 1300 mm 51 3/16" | 85 mm 3 11/32" | 75 mm 2 15/16" | 175 mm 6 7/8" | 37 mm 1 29/64" |
| KLA.FM2.0R48. xx | custom | 1219 mm 48" | 85 mm 3 11/32" | custom | custom | 37 mm 1 29/64" |
| KLA.FM2.0R60. xx | custom | 1524 mm 60" | 85 mm 3 11/32" | custom | custom | 37 mm 1 29/64" |
| KLA.FM2.0R72. xx | custom | 1828 mm 72" | 85 mm 3 11/32" | custom | custom | 37 mm 1 29/64" |
| KLA.FM2.999R. xx | custom | custom | 85 mm 3 11/32" | custom | custom | 37 mm 1 29/64" |

.XX = FINITURA
FINISH
FINITION
AFWERKING
AUSFÜHRUNG
page 384



DP3 = PREPARAZIONE PORTA - DOOR PREPARATION
PREPARATION DE LA PORTE - TÜRVORBEREITUNG
page 403

DISTANZIATORI PER PORTA A DOPPIO VETRO
SPACERS FOR DOUBLE GLAZED DOOR
ENTRETOISES POUR PORTE DOUBLE VITRAGE
ABSTANDSHALTER FÜR DOPPELGLASTÜR
KLA.KIT.9RM2
page 399-400

I disegni riportati a catalogo sono indicativi degli ingombri.
Richiedere il disegno tecnico prima di effettuare le lavorazioni per l'installazione.
All dimensions in the catalog drawings are approximations.
Request the appropriate technical drawing before door preparation and installation.

Toutes les dimensions des dessins de catalogue sont approximatives. Demandez le dessin technique approprié avant la préparation et l'installation de la porte.
Alle Maße in den Katalogzeichnungen sind ungefähre Angaben. Fordern Sie vor der Vorbereitung und Installation der Türen die entsprechende technische Zeichnung an.

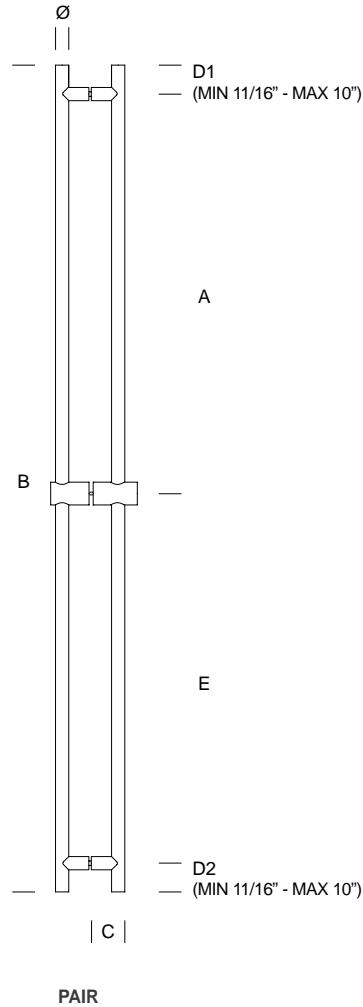
INCONTRO SUPERIORE
STRIKE DETAILS
GÂCHE
ZAPFENBAND - OBERTEIL
BOVENLICHTSLUITSTUK
page 396

COMBINED NON LOCKING
page 251

ART.
KLA.0G2.00RM
KLA.0G2.99RM
KLA.0G2.RM48
KLA.0G2.RM60
KLA.0G2.RM72



NON LOCKING
FULL SIZE



USA
standard
requirements



FISSAGGIO CONTRAPPOSTO INCLUSO
PER PORTE IN VETRO / LEGNO / METALLO
BACK TO BACK FIXING KIT ALWAYS INCLUDED
SUITABLE FOR GLASS / WOOD / METAL DOOR

| PAIR | ART. | A | B | C | D1 | D2 | E | Ø |
|------|------------------|----------------------|--------------------|-------------------|-------------------|-------------------|--------------------|-------------------|
| | KLA.0G4.000M. xx | 1050 mm 41 11/32" | 2200 mm 86 5/8" | 85 mm 3 11/32" | 75 mm 2 15/16" | 75 mm 2 15/16" | 1000 mm 39 3/8" | 37 mm 1 29/64" |
| | KLA.0G4.0M72. xx | custom | 1828 mm 72" | 85 mm 3 11/32" | custom | custom | custom | 37 mm 1 29/64" |
| | KLA.0G4.0M84. xx | custom | 2133 mm 84" | 85 mm 3 11/32" | custom | custom | custom | 37 mm 1 29/64" |
| | KLA.0G4.999M. xx | custom | custom | 85 mm 3 11/32" | custom | custom | custom | 37 mm 1 29/64" |

.XX = FINITURA
FINISH
FINITION
AFWERKING
AUSFÜHRUNG
page 384



DP1 = PREPARAZIONE PORTA - DOOR PREPARATION
PREPARATION DE LA PORTE - TÜRVORBEREITUNG
page 401

DISTANZIATORI PER PORTA A DOPPIO VETRO
SPACERS FOR DOUBLE GLAZED DOOR
ENTRETOISES POUR PORTE DOUBLE VITRAGE
ABSTANDSHALTER FÜR DOPPELGLASTÜR
KLA.KIT.99M4
page 399-400

I disegni riportati a catalogo sono indicativi degli ingombri.
Richiedere il disegno tecnico prima di effettuare le lavorazioni per l'installazione.

All dimensions in the catalog drawings are approximations.
Request the appropriate technical drawing before door preparation and installation.

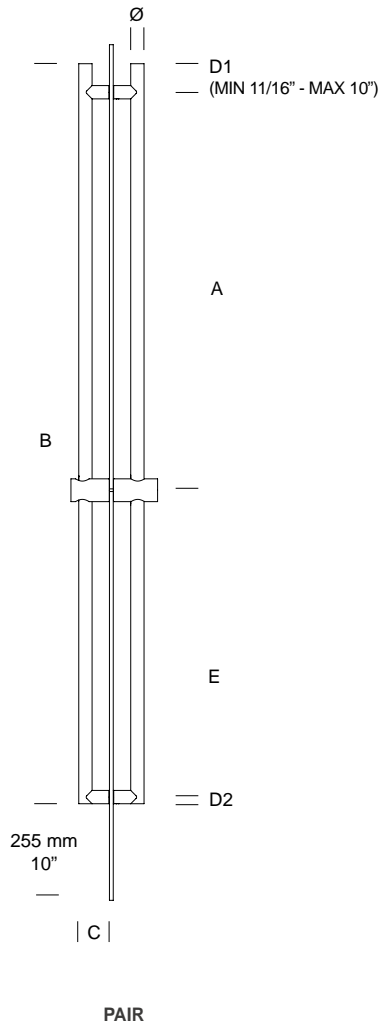

Toutes les dimensions des dessins de catalogue sont approximatives. Demandez le dessin technique approprié avant la préparation et l'installation de la porte.

Alle Maße in den Katalogzeichnungen sind ungefähre Angaben. Fordern Sie vor der Vorbereitung und Installation der Türen die entsprechende technische Zeichnung an.

COMPONENTI:
NERO PER FINITURA VERNICIATO NERO
GRIGIO PER FINITURA VERNICIATO CHIARO E ACCIAIO INOX
EDGE COMPONENT:
BLACK FOR DARK COLOUR POWDER
GREY FOR LIGHT COLOUR POWDER AND STAINLESS STEEL
COMPOSANT
NOIR POUR FINITION LAQUEE NOIRE
GRIS POUR FINITION LAQUEE CLAIRE ET INOX
KOMPONENTEN
SCHWARZ FÜR SCHWARZ LACKIERTE AUSFÜHRUNG
GRAU FÜR HELL LACKIERTE AUSFÜHRUNG UND EDELSTAHL

NON LOCKING TO MATCH PULL ON
page 244

NON LOCKING
FULL SIZE



USA
standard
requirements



ADA
10"
clearance
layout

FISSAGGIO CONTRAPPOSTO INCLUSO
PER PORTE IN VETRO / LEGNO / METALLO

BACK TO BACK FIXING KIT ALWAYS INCLUDED
SUITABLE FOR GLASS / WOOD / METAL DOOR

| PAIR | ART. | A | B | C | D1 | D2 | E | Ø |
|------|------------------|----------------------|---------------------|-------------------|-------------------|-------------------|--------------------|-------------------|
| | KLA.0G4.00RM. xx | 1050 mm 41 11/32" | 1945 mm 76 9/16" | 85 mm 3 11/32" | 75 mm 2 15/16" | 17,5 mm 11/16" | 802 mm 31 9/16" | 37 mm 1 29/64" |
| | KLA.0G4.RM72. xx | custom | 1828 mm 72" | 85 mm 3 11/32" | custom | 17,5 mm 11/16" | custom | 37 mm 1 29/64" |
| | KLA.0G4.99RM. xx | custom | custom | 85 mm 3 11/32" | 75 mm 2 15/16" | 17,5 mm 11/16" | 802 mm 31 9/16" | 37 mm 1 29/64" |

.XX = FINITURA
FINISH
FINITION
AFWERKUNG
AUSFÜHRUNG
page 384



DP1 = PREPARAZIONE PORTA - DOOR PREPARATION
PREPARATION DE LA PORTE - TÜRVORBEREITUNG
page 401

DISTANZIATORI PER PORTA A DOPPIO VETRO
SPACERS FOR DOUBLE GLAZED DOOR
ENTRETOISES POUR PORTE DOUBLE VITRAGE
ABSTANDSHALTER FÜR DOPPELGLASTÜR
KLA.KIT.99M4
page 399-400

I disegni riportati a catalogo sono indicativi degli ingombri.
Richiedere il disegno tecnico prima di effettuare le lavorazioni per l'installazione.
All dimensions in the catalog drawings are approximations.
Request the appropriate technical drawing before door preparation and installation.

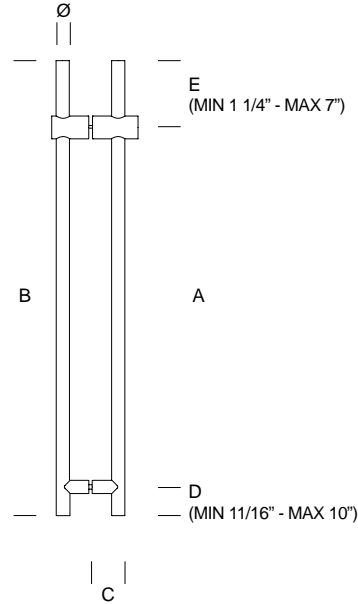

Toutes les dimensions des dessins de catalogue sont approximatives. Demandez le dessin technique approprié avant la préparation et l'installation de la porte.
Alle Maße in den Katalogzeichnungen sind ungefähre Angaben. Fordern Sie vor der Vorbereitung und Installation der Türen die entsprechende technische Zeichnung an.

NON LOCKING TO MATCH PULL ON
page 245

COMPONENTI:
NERO PER FINITURA VERNICIATO NERO
GRIGIO PER FINITURA VERNICIATO CHIARO E ACCIAIO INOX
EDGE COMPONENT:
BLACK FOR DARK COLOUR POWDER
GREY FOR LIGHT COLOUR POWDER AND STAINLESS STEEL
COMPONENT
NOIR POUR FINITION LAQUEE NOIRE
GRIS POUR FINITION LAQUEE CLAIRE ET INOX
KOMPONENTEN
SCHWARZ FÜR SCHWARZ LACKIERTE AUSFÜHRUNG
GRAU FÜR HELL LACKIERTE AUSFÜHRUNG UND EDELSTAHL

NON LOCKING
HALF SIZE

USA
standard
requirements



FISSAGGIO CONTRAPPOSTO INCLUSO
PER PORTE IN VETRO / LEGNO / METALLO

BACK TO BACK FIXING KIT ALWAYS INCLUDED
SUITABLE FOR GLASS / WOOD / METAL DOOR

PAIR

| PAIR | ART. | A | B | C | D | E | Ø |
|------|------------------|--------------------|--------------------|-------------------|-------------------|------------------|-------------------|
| | KLA.0G2.000M. xx | 1000 mm 39 3/8" | 1250 mm 49 1/4" | 85 mm 3 11/32" | 75 mm 2 15/16" | 175 mm 6 7/8" | 37 mm 1 29/64" |
| | KLA.0G2.0M48. xx | custom | 1219 mm 48" | 85 mm 3 11/32" | custom | custom | 37 mm 1 29/64" |
| | KLA.0G2.0M60. xx | custom | 1524 mm 60" | 85 mm 3 11/32" | custom | custom | 37 mm 1 29/64" |
| | KLA.0G2.999M. xx | custom | custom | 85 mm 3 11/32" | custom | custom | 37 mm 1 29/64" |

.XX = FINITURA
FINISH
FINITION
AFWERKING
AUSFÜHRUNG
page 384



DP2 = PREPARAZIONE PORTA - DOOR PREPARATION
PREPARATION DE LA PORTE - TÜRVORBEREITUNG
page 402

DISTANZIATORI PER PORTA A DOPPIO VETRO
SPACERS FOR DOUBLE GLAZED DOOR
ENTRETOISES POUR PORTE DOUBLE VITRAGE
ABSTANDSHALTER FÜR DOPPELGLASTÜR
KLA.KIT.99M2
page 399-400

I disegni riportati a catalogo sono indicativi degli ingombri.
Richiedere il disegno tecnico prima di effettuare le lavorazioni per l'installazione.

All dimensions in the catalog drawings are approximations.
Request the appropriate technical drawing before door preparation and installation.

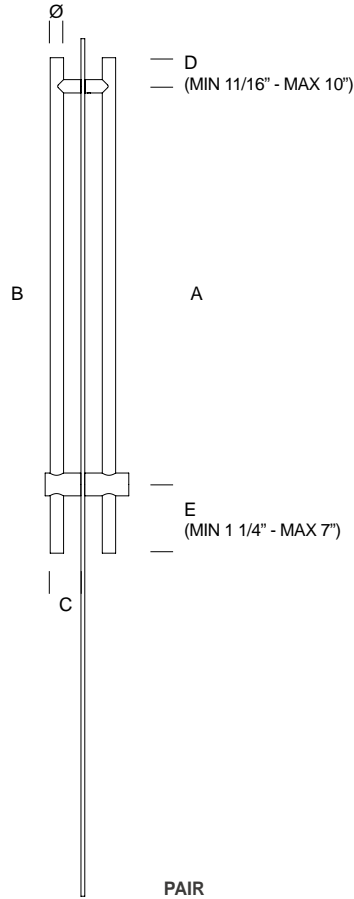
Toutes les dimensions des dessins de catalogue sont approximatives. Demandez le dessin technique approprié avant la préparation et l'installation de la porte.

Alle Maße in den Katalogzeichnungen sind ungefähre Angaben. Fordern Sie vor der Vorbereitung und Installation der Türen die entsprechende technische Zeichnung an.

NON LOCKING TO MATCH PULL ON
page 246

COMPONENTI:
NERO PER FINITURA VERNICIATO NERO
GRIGIO PER FINITURA VERNICIATO CHIARO E ACCIAIO INOX
EDGE COMPONENT:
BLACK FOR DARK COLOUR POWDER
GREY FOR LIGHT COLOUR POWDER AND STAINLESS STEEL
COMPOSANT
NOIR POUR FINITION LAQUEE NOIRE
GRIS POUR FINITION LAQUEE CLAIRE ET INOX
KOMPONENTEN
SCHWARZ FÜR SCHWARZ LACKIERTE AUSFÜHRUNG
GRAU FÜR HELL LACKIERTE AUSFÜHRUNG UND EDELSTAHL

NON LOCKING
HALF SIZE



ADA
10"
clearance
layout

FISSAGGIO CONTRAPPOSTO INCLUSO
PER PORTE IN VETRO / LEGNO / METALLO

BACK TO BACK FIXING KIT ALWAYS INCLUDED
SUITABLE FOR GLASS / WOOD / METAL DOOR

| PAIR | ART. | A | B | C | D | E | Ø |
|------|------------------|----------------------|---------------------|-------------------|------------------|-------------------|-------------------|
| | KLA.0G2.00RM. xx | 1050 mm 41 11/32" | 1300 mm 51 3/16" | 85 mm 3 11/32" | 175 mm 6 7/8" | 75 mm 2 15/16" | 37 mm 1 29/64" |
| | KLA.0G2.RM48. xx | custom | 1219 mm 48" | 85 mm 3 11/32" | custom | custom | 37 mm 1 29/64" |
| | KLA.0G2.RM60. xx | custom | 1524 mm 60" | 85 mm 3 11/32" | custom | custom | 37 mm 1 29/64" |
| | KLA.0G2.RM72. xx | custom | 1828 mm 72" | 85 mm 3 11/32" | custom | custom | 37 mm 1 29/64" |
| | KLA.0G2.99RM. xx | custom | custom | 85 mm 3 11/32" | custom | custom | 37 mm 1 29/64" |

.XX = FINITURA
FINISH
FINITION
AFWERKUNG
AUSFÜHRUNG
page 384



DP3 = PREPARAZIONE PORTA - DOOR PREPARATION
PREPARATION DE LA PORTE - TÜRVORBEREITUNG
page 403

DISTANZIATORI PER PORTA A DOPPIO VETRO
SPACERS FOR DOUBLE GLAZED DOOR
ENTRETOISES POUR PORTE DOUBLE VITRAGE
ABSTANDSHALTER FÜR DOPPELGLASTÜR
KLA.KIT.9RM2
page 399-400

I disegni riportati a catalogo sono indicativi degli ingombri.
Richiedere il disegno tecnico prima di effettuare le lavorazioni per l'installazione.
All dimensions in the catalog drawings are approximations.
Request the appropriate technical drawing before door preparation and installation.

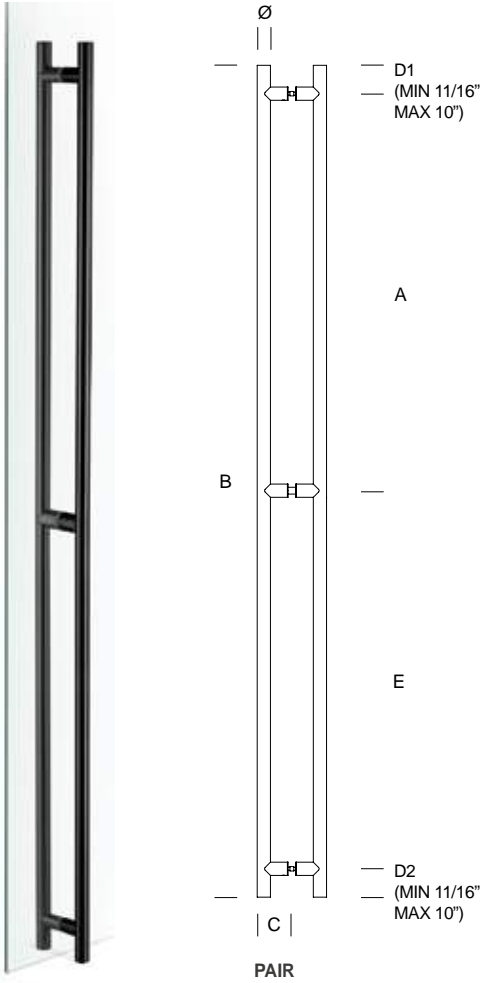
Toutes les dimensions des dessins de catalogue sont approximatives. Demandez le dessin technique approprié avant la préparation et l'installation de la porte.

Alle Maße in den Katalogzeichnungen sind ungefähre Angaben. Fordern Sie vor der Vorbereitung und Installation der Türen die entsprechende technische Zeichnung an.

COMPONENTI:
NERO PER FINITURA VERNICIATO NERO
GRIGIO PER FINITURA VERNICIATO CHIARO E ACCIAIO INOX
EDGE COMPONENT:
BLACK FOR DARK COLOUR POWDER
GREY FOR LIGHT COLOUR POWDER AND STAINLESS STEEL
COMPOSANT
NOIR POUR FINITION LAQUEE NOIRE
GRIS POUR FINITION LAQUEE CLAIRE ET INOX
KOMPONENTEN
SCHWARZ FÜR SCHWARZ LACKIERTE AUSFÜHRUNG
GRAU FÜR HELL LACKIERTE AUSFÜHRUNG UND EDELSTAHL


NON LOCKING TO MATCH PULL ON
page 247

UNIVERSAL
NO LOCKING
FULL SIZE



| ART. | A | B | C | D1/D2 | E | Ø |
|---------------------------------|--------|--------|-------------------|--------|--------|-------------------|
| KLA.0G4.9999 .xx PAIR | custom | custom | 85 mm 3 11/32" | custom | custom | 37 mm 1 29/64" |

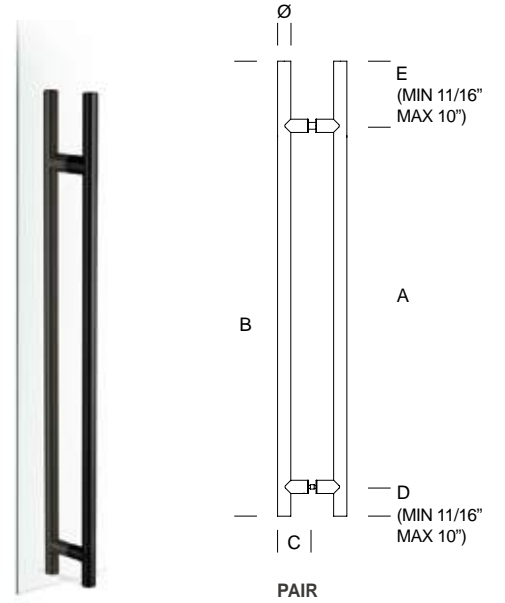
.XX = FINITURA
FINISH
FINITION
AFWERKING
AUSFÜHRUNG
page 384



COMPONENTI:
NERO PER FINITURA VERNICIATO NERO
GRIGIO PER FINITURA VERNICIATO CHIARO E ACCIAIO INOX
EDGE COMPONENT:
BLACK FOR DARK COLOUR POWDER
GREY FOR LIGHT COLOUR POWDER AND STAINLESS STEEL
COMPOSANT
NOIR POUR FINITION LAQUEE NOIRE
GRIS POUR FINITION LAQUEE CLAIRE ET INOX
KOMPONENTEN
SCHWARZ FÜR SCHWARZ LACKIERTE AUSFÜHRUNG
GRAU FÜR HELL LACKIERTE AUSFÜHRUNG UND EDELSTAHL

I disegni riportati a catalogo sono indicativi degli ingombri.
Richiedere il disegno tecnico prima di effettuare le lavorazioni per l'installazione.
All dimensions in the catalog drawings are approximations.
Request the appropriate technical drawing before door preparation and installation.
Toutes les dimensions des dessins de catalogue sont approximatives. Demandez le dessin technique approprié avant la préparation et l'installation de la porte.
Alle Maße in den Katalogzeichnungen sind ungefähre Angaben. Fordern Sie vor der Vorbereitung und Installation der Türen die entsprechende technische Zeichnung an.

UNIVERSAL
NO LOCKING
HALF SIZE



| ART. | A | B | C | D | E | Ø |
|---------------------------------|--------|--------|-------------------|--------|--------|-------------------|
| KLA.0G2.9999 .xx PAIR | custom | custom | 85 mm 3 11/32" | custom | custom | 37 mm 1 29/64" |

PREPARAZIONE PORTA - DOOR PREPARATION
PREPARATION DE LA PORTE - TÜRVORBEREITUNG:
DP4 (UNIVERSAL NO LOCKING FULL SIZE)
DP5 (UNIVERSAL NO LOCKING HALF SIZE)
page 404-405

DISTANZIATORI PER PORTA A DOPPIO VETRO
SPACERS FOR DOUBLE GLAZED DOOR
ENTRETOISES POUR PORTE DOUBLE VITRAGE
ABSTANDSHALTER FÜR DOPPELGLASTÜR:
2AT.KIT.9910 (UNIVERSAL NO LOCKING FULL SIZE)
2AT.KIT.9909 (UNIVERSAL NO LOCKING HALF SIZE)
page 399-400

FISSAGGIO CONTRAPPOSTO INCLUSO
PER PORTE IN VETRO / LEGNO / METALLO
BACK TO BACK FIXING KIT ALWAYS INCLUDED
SUITABLE FOR GLASS / WOOD / METAL DOOR

PLACCA / PIASTRA A MISURA IN ACCIAIO INOX VERNICIATO
STAINLESS STEEL POWDERCOATED PLATE / PLAQUE ON REQUEST

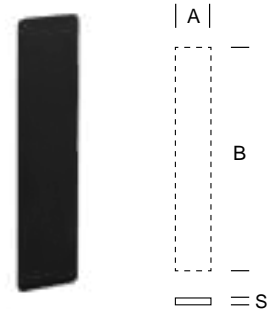
| ART. | A | B | S |
|-------------------------|---|---|------|
| 2MM.PLA.9999 .xx | | | 2 mm |

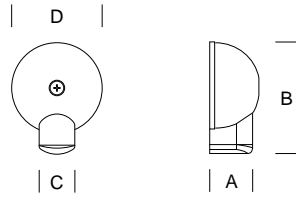
Disponibile con fori per fissaggio con viti o senza fori per incollaggio.
Fissaggi non inclusi.

Available with holes for fixing with screws or without holes for gluing.
Fixings not included

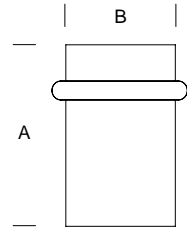
.XX = FINITURA
FINISH
FINITION
AFWERKING
AUSFÜHRUNG
page 384

A RICHIESTA FINITURA ACCIAIO INOX VERNICIATO
ON REQUEST FINISH STAINLESS STEEL
POWDERCOATED
A LA DEMANDE FINITION ACIER INOXIDABLE LAQUE
AUFANFRAGE AUSFÜHRUNGEN EDELSTAHL
ROSTFREI LACKIERT
OP AANVRAAG AFWERKINGEN ROESTVAST STAAL
GELAKT
page 384

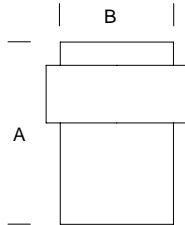




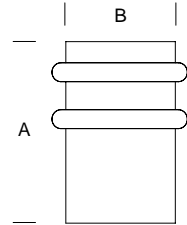
| ITEM | A | B | C | D |
|------------------|------------------|-------------------|-----------------|-------------------|
| 2MM.040.0000. xx | 24 mm 1 5/16" | 60 mm 2 23/64" | 20 mm 25/32" | 50 mm 1 31/32" |



| ITEM | A | B |
|------------------|------------------|------------------|
| 2MM.041.0000. xx | 40 mm 1 9/16" | 29 mm 1 9/64" |



| ITEM | A | B |
|------------------|------------------|------------------|
| 2MM.042.0000. xx | 40 mm 1 9/16" | 29 mm 1 9/64" |

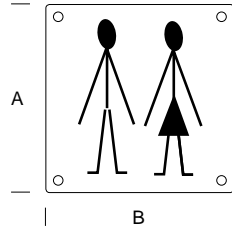



| ITEM | A | B |
|------------------|------------------|------------------|
| 2MM.043.0000. xx | 40 mm 1 9/16" | 29 mm 1 9/64" |

.XX = FINITURA
FINISH
FINITION
AFWERKING
AUSFÜHRUNG
page 384






A RICHIESTA FINITURA ACCIAIO INOX VERNICIATO
ON REQUEST FINISH STAINLESS STEEL
POWDERCOATED
A LA DEMANDE FINITION ACIER INOXIDABLE LAQUÉ
AUF ANFRAGE AUSFÜHRUNGEN EDELSTAHL
ROSTFREI LACKIERT
OP AANVRAAG AFWERKINGEN ROESTVAST STAAL
GELAKT
page 384

A RICHIESTA FINITURA PVD
ON REQUEST FINISH PVD
A LA DEMANDE FINITION PVD
AUF ANFRAGE AUSFÜHRUNGEN PVD
OP AANVRAAG AFWERKINGEN PVD
page 384



106



| | ART. | A | B |
|--|--------------------|--------|--------|
|  | □ 2MM.401.000U. xx | 150 mm | 150 mm |
|  | □ 2MM.402.000U. xx | 150 mm | 150 mm |
|  | □ 2MM.403.000U. xx | 150 mm | 150 mm |
|  | □ 2MM.404.000U. xx | 150 mm | 150 mm |
|  | □ 2MM.406.000U. xx | 150 mm | 150 mm |

| | ART. | A | B |
|---|----------------------|-------|------|
| 0 | • □ 2MM.600.000P. xx | 75 mm | 4 mm |
| 1 | • □ 2MM.601.001P. xx | 75 mm | 4 mm |
| 2 | • □ 2MM.602.002P. xx | 75 mm | 4 mm |
| 3 | • □ 2MM.603.003P. xx | 75 mm | 4 mm |
| 4 | • □ 2MM.604.004P. xx | 75 mm | 4 mm |
| 5 | • □ 2MM.605.005P. xx | 75 mm | 4 mm |
| 6 | • □ 2MM.606.006P. xx | 75 mm | 4 mm |
| 7 | • □ 2MM.607.007P. xx | 75 mm | 4 mm |
| 8 | • □ 2MM.608.008P. xx | 75 mm | 4 mm |
| 9 | • □ 2MM.609.009P. xx | 75 mm | 4 mm |
| a | • □ 2MM.600.00AP. xx | 55 mm | 4 mm |
| b | • □ 2MM.600.00BP. .. | 75 mm | 4 mm |
| c | • □ 2MM.600.00CP. xx | 55 mm | 4 mm |
| d | • □ 2MM.600.00DP. xx | 75 mm | 4 mm |

.XX = FINITURA FINISH FINITION AFWERKING AUSFÜHRUNG page 384


A RICHIESTA FINITURA ACCIAIO INOX VERNICIATO ON REQUEST FINISH STAINLESS STEEL POWDERCOATED A LA DEMANDE FINITION ACIER INOXIDABLE LAQUÉ AUF ANFRAGE AUSFÜHRUNGEN EDELSTAHL ROSTFREI LACKIERT OP AANVRAAG AFWERKINGEN ROESTVAST STAAL GELAKT page 384

A RICHIESTA FINITURA PVD ON REQUEST FINISH PVD A LA DEMANDE FINITION PVD AUF ANFRAGE AUSFÜHRUNGEN PVD OP AANVRAAG AFWERKINGEN PVD page 384

PLACCA CON SERRATURA PER PORTE IN VETRO

LOCKSET FOR FRAMELESS GLASS DOOR

LA PLACCA CON SERRATURA PER PORTE IN VETRO PBA È LA PIÙ PICCOLA AL MONDO. L'ELEGANZA DELLA FILOSOFIA DEL NULLA IN ECCESSO, LA SCELTA DELL'ASSENZA, È RIPRESA IN QUESTA PIASTRA D'ACCIAIO RIFINITA AL MILLIMETRO PER ACCOGLIERE LA SERRATURA E LASCIARE ALLE PORTE IN VETRO LA FUNZIONE DI FINESTRA VERSO LO SPAZIO. LE PLACCHE SONO IN GRADO DI ACCOMPAGNARSI A TUTTE LE IMPUGNATURE PBA. THE GLASS DOOR PATCH BY PBA IS THE SMALLEST ON THE MARKET. THE ELEGANCE OF NOTHING IN EXCESS PHILOSOPHY, THE CHOICE OF ABSENCE IS PRESENTED AGAIN IN THIS STAINLESS STEEL SHELL REFINED TO THE MILLIMETER TO HOST THE LOCK AND LEAVES GLASS DOOR TO FUNCTION AS THE WINDOW TOWARDS YOUR SPACES. PATCH CAN BE INSTALLED WITH THE COMPLETE PBA LEVER HANDLES' RANGE.





PROGRAMMA H-GLASS
Stainless steel AISI 316L
















page 272



PROGRAMMA H-GLASS
H G O
Stainless steel AISI 316L

page 263






PROGRAMMA H-GLASS
U S A

Stainless steel AISI 316L



page 286



PROGRAMMA H-GLASS
H G C

Stainless steel AISI 316L













page 307



PROGRAMMA STEELALU
Stainless steel AISI 316L
Aluminium

page 308






P B A
PATENTED
SYSTEM

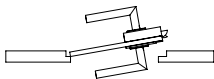
PATENT
20201900003749



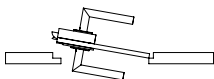


VERSO DI APERTURA - OPENING DIRECTION - SENS D'OUVERTURE - OFFNUNGSRICHTUNG - OPENINGSRICHTING (DIN 107)

.1 DESTRO
RIGHT
DROITE
RECHTS
RECHTS

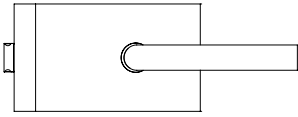


.2 SINISTRO
LEFT
GAUCHE
LINKS
LINKS



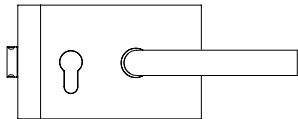
SPORGENZA DAL VETRO SIMMETRICA IN AMBO I LATI
SAME PROJECTION ON BOTH SIDES
MÊME PROJECTION DES DEUX CÔTÉS
GLEICHE AUSLADUNG AUF BEIDEN SEITEN
MISMA PROYECCIÓN EN AMBOS LADOS
ZELFDE PROJECTIE AAN BEIDE KANTEN

PASSAGE



| | | |
|----------|------------------------|-----|
| S | ART. | ◆ |
| 10 mm | HGO.30C.0A10.44 | . x |
| 12 mm | HGO.30C.0A12.44 | . x |

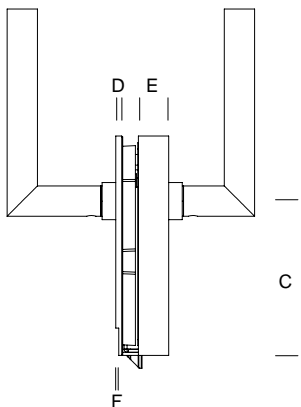
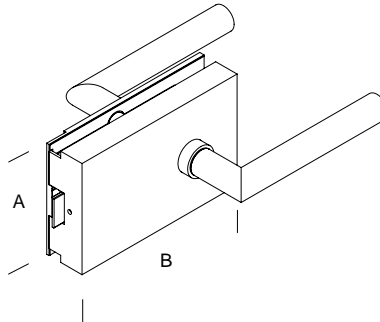
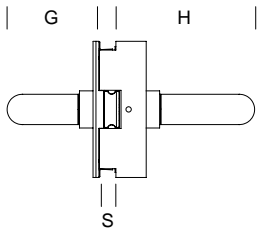
* SECURITY



| | | |
|----------|------------------------|-----|
| S | ART. | ◆ |
| 10 mm | HGO.30C.0Y10.44 | . x |
| 12 mm | HGO.30C.0Y12.44 | . x |

* NON REVERSIBILE, INDICARE IL VERSO - NON-REVERSIBLE, PLEASE INDICATE THE OPENING DIRECTION - NON-RÉVERSIBLE, VEUILLEZ INDIQUER LA DIRECTION D'OUVERTURE - NICHT UMKEHRBAR, BITTE TEILEN SIE UNS DIE ÖFFNUNGSRICHTUNG MIT - NO REVERSIBLE, POR FAVOR INDIQUE LA DIRECCIÓN DE APERTURA - NIET-OMKEERBAAR, GEEF DE OPENINGSRICHTING AAN

PLACCA CON SERRATURA - CASE WITH LOCK - PLAQUE AVEC SERRURE - TÜRSCHILD MIT SCHLIEßSYSTEM - SCHILD MET SLOT



| S | A | B | C | D | E | F | G | H |
|----|-------|--------|--------|------|-------|------|-------|-------|
| 10 | 90 mm | 145 mm | 102 mm | 4 mm | 20 mm | 2 mm | 77 mm | 76 mm |
| 12 | 90 mm | 145 mm | 102 mm | 4 mm | 18 mm | 2 mm | 77 mm | 76 mm |

.44 = FINITURA ACCIAIO INOX SATINATO AISI 316L
FINISH SATIN STAINLESS STEEL AISI 316L
FINITION ACIER INOXIDABLE SATINE AISI 316L
AFWERKING EDELSTAHL ROSTFREI WERKSTOFF 1.4404
FEIN MATT SATINIERT
ACABADO ACERO INOXIDABLE MATE AISI 316L
AUSFÜHRUNG ROESTVAST STAAL MAT GEBORSTELD AISI 316L
pag 384

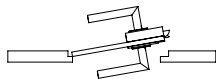
CILINDRO NON INCLUSO
CYLINDER NOT INCLUDED
LE CYLINDRE N'EST PAS INCLUS
DER ZYLINDER IST NICHT ENTHALTEN
CILINDRO NO INCLUIDO
CILINDER NIET INBEGREPEN

◆
. 1 DESTRO RIGHT DROITE RECHTS DERECHA
. 2 SINISTRO LEFT GAUCHE LINKS IZQUIERDA

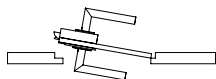


VERSO DI APERTURA - OPENING DIRECTION - SENS D'OUVERTURE - OFFNUNGSRICHTUNG - OPENINGSRICHTING (DIN 107)

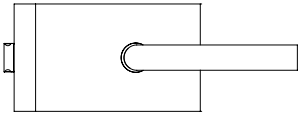
.1 DESTRO
RIGHT
DROITE
RECHTS
RECHTS



.2 SINISTRO
LEFT
GAUCHE
LINKS
LINKS

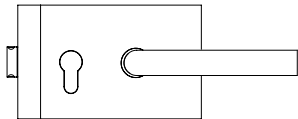


PASSAGE



| | | |
|----------|-----------------|-----|
| S | ART. | ◆ |
| 10 mm | HGO.028.0A10.44 | . x |
| 12 mm | HGO.028.0A12.44 | . x |

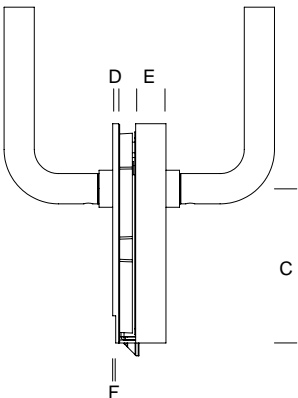
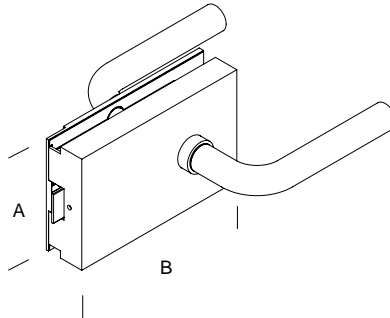
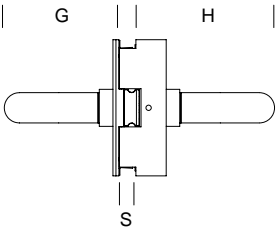
* SECURITY



| | | |
|----------|-----------------|-----|
| S | ART. | ◆ |
| 10 mm | HGO.028.0Y10.44 | . x |
| 12 mm | HGO.028.0Y12.44 | . x |

* NON REVERSIBILE, INDICARE IL VERSO - NON-REVERSIBLE, PLEASE INDICATE THE OPENING DIRECTION - NON-RÉVERSIBLE, VEUILLEZ INDIQUER LA DIRECTION D'OUVERTURE - NICHT UMKEHRBAR, BITTE TEILEN SIE UNS DIE ÖFFNUNGSRICHTUNG MIT - NO REVERSIBLE, POR FAVOR INDIQUE LA DIRECCIÓN DE APERTURA - NIET-OMKEERBAAR, GEEF DE OPENINGSRICHTING AAN

PLACCA CON SERRATURA - CASE WITH LOCK - PLAQUE AVEC SERRURE - TÜRSCHILD MIT SCHLIEßSYSTEM - SCHILD MET SLOT




| S | A | B | C | D | E | F | G | H |
|----|-------|--------|--------|------|-------|------|-------|-------|
| 10 | 90 mm | 145 mm | 102 mm | 4 mm | 20 mm | 2 mm | 76 mm | 92 mm |
| 12 | 90 mm | 145 mm | 102 mm | 4 mm | 18 mm | 2 mm | 76 mm | 90 mm |

.44 = FINITURA ACCIAIO INOX SATINATO AISI 316L
FINISH SATIN STAINLESS STEEL AISI 316L
FINITION ACIER INOXIDABLE SATINE AISI 316L
AFWERKING EDELSTAHL ROSTFREI WERKSTOFF 1.4404
FEIN MATT SATINIERT
ACABADO ACERO INOXIDABLE MATE AISI 316L
AUSFÜHRUNG ROESTVAST STAAL MAT GEBORSTELD AISI 316L
pag 384

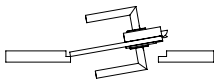
CILINDRO NON INCLUSO
CYLINDER NOT INCLUDED
LE CYLINDRE N'EST PAS INCLUS
DER ZYLINDER IST NICHT ENTHALTEN
CILINDRO NO INCLUIDO
CILINDER NIET INBEGREPEN

◆
. 1 DESTRO RIGHT DROITE RECHTS DERECHA
. 2 SINISTRO LEFT GAUCHE LINKS IZQUIERDA

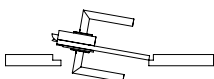


VERSO DI APERTURA - OPENING DIRECTION - SENS D'OUVERTURE - OFFNUNGSRICHTUNG - OPENINGSRICHTUNG (DIN 107)

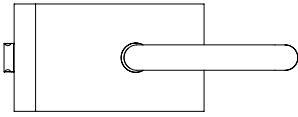
.1 DESTRO
RIGHT
DROITE
RECHTS
RECHTS



.2 SINISTRO
LEFT
GAUCHE
LINKS
LINKS

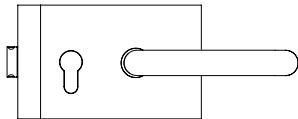


PASSAGE



| | | |
|----------|-----------------|-----|
| S | ART. | ◆ |
| 10 mm | HGO.28B.0A10.44 | . x |
| 12 mm | HGO.28B.0A12.44 | . x |

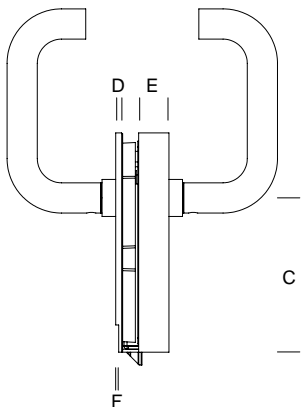
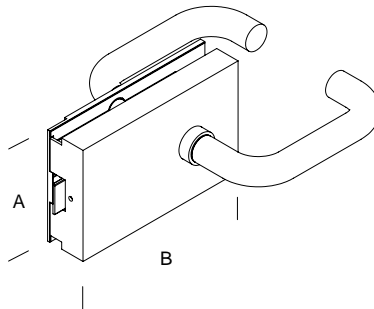
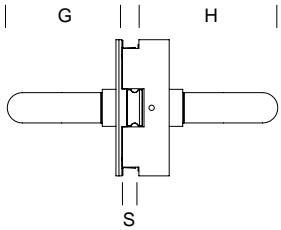
* SECURITY



| | | |
|----------|-----------------|-----|
| S | ART. | ◆ |
| 10 mm | HGO.28B.0Y10.44 | . x |
| 12 mm | HGO.28B.0Y12.44 | . x |

* NON REVERSIBILE, INDICARE IL VERSO - NON-REVERSIBLE, PLEASE INDICATE THE OPENING DIRECTION - NON-RÉVERSIBLE, VEUILLEZ INDIQUER LA DIRECTION D'OUVERTURE - NICHT UMKEHRBAR, BITTE TEILEN SIE UNS DIE ÖFFNUNGSRICHTUNG MIT - NO REVERSIBLE, POR FAVOR INDIQUE LA DIRECCIÓN DE APERTURA - NIET-OMKEERBAAR, GEEF DE OPENINGSRICHTING AAN

PLACCA CON SERRATURA - CASE WITH LOCK - PLAQUE AVEC SERRURE - TÜRSCHILD MIT SCHLIEßSYSTEM - SCHILD MET SLOT




| S | A | B | C | D | E | F | G | H |
|----|-------|--------|--------|------|-------|------|-------|-------|
| 10 | 90 mm | 145 mm | 102 mm | 4 mm | 20 mm | 2 mm | 76 mm | 92 mm |
| 12 | 90 mm | 145 mm | 102 mm | 4 mm | 18 mm | 2 mm | 76 mm | 90 mm |

.44 = FINITURA ACCIAIO INOX SATINATO AISI 316L
FINISH SATIN STAINLESS STEEL AISI 316L
FINITION ACIER INOXIDABLE SATINE AISI 316L
AFWERKING EDELSTAHL ROSTFREI WERKSTOFF 1.4404
FEIN MATT SATINIERT
ACABADO ACERO INOXIDABLE MATE AISI 316L
AUSFÜHRUNG ROESTVAST STAAL MAT GEBORSTELD AISI 316L
pag 384

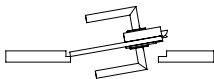
CILINDRO NON INCLUSO
CYLINDER NOT INCLUDED
LE CYLINDRE N'EST PAS INCLUS
DER ZYLINDER IST NICHT ENTHALTEN
CILINDRO NO INCLUIDO
CILINDER NIET INBEGREPEN

◆
. 1 DESTRO RIGHT DROITE RECHTS DERECHA
. 2 SINISTRO LEFT GAUCHE LINKS IZQUIERDA

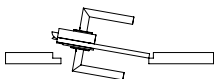


VERSO DI APERTURA - OPENING DIRECTION - SENS D'OUVERTURE - OFFNUNGSRICHTUNG - OPENINGSRICHTING (DIN 107)

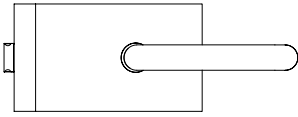
.1 DESTRO
RIGHT
DROITE
RECHTS
RECHTS



.2 SINISTRO
LEFT
GAUCHE
LINKS
LINKS

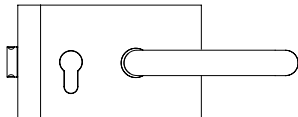


PASSAGE



| | | |
|----------|-----------------|-----|
| S | ART. | ◆ |
| 10 mm | HGO.020.0A10.44 | . x |
| 12 mm | HGO.020.0A12.44 | . x |

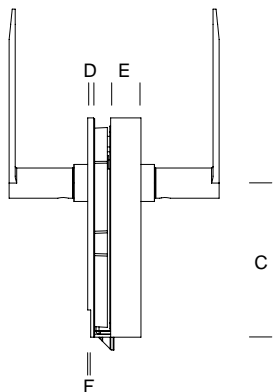
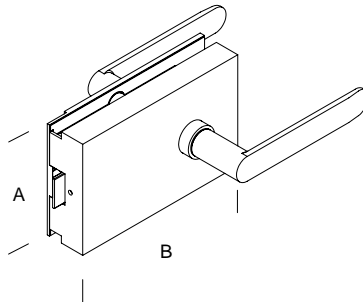
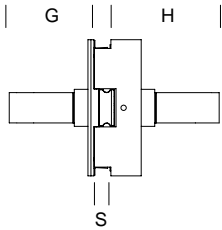
* SECURITY



| | | |
|----------|-----------------|-----|
| S | ART. | ◆ |
| 10 mm | HGO.020.0Y10.44 | . x |
| 12 mm | HGO.020.0Y12.44 | . x |

* NON REVERSIBILE, INDICARE IL VERSO - NON-REVERSIBLE, PLEASE INDICATE THE OPENING DIRECTION - NON-RÉVERSIBLE, VEUILLEZ INDIQUER LA DIRECTION D'OUVERTURE - NICHT UMKEHRBAR, BITTE TEILEN SIE UNS DIE ÖFFNUNGSRICHTUNG MIT - NO REVERSIBLE, POR FAVOR INDIQUE LA DIRECCIÓN DE APERTURA - NIET-OMKEERBAAR, GEEF DE OPENINGSRICHTING AAN

PLACCA CON SERRATURA - CASE WITH LOCK - PLAQUE AVEC SERRURE - TÜRSCHILD MIT SCHLIEßSYSTEM - SCHILD MET SLOT



| S | A | B | C | D | E | F | G | H |
|----|-------|--------|--------|------|-------|------|-------|-------|
| 10 | 90 mm | 145 mm | 102 mm | 4 mm | 20 mm | 2 mm | 56 mm | 72 mm |
| 12 | 90 mm | 145 mm | 102 mm | 4 mm | 18 mm | 2 mm | 56 mm | 70 mm |

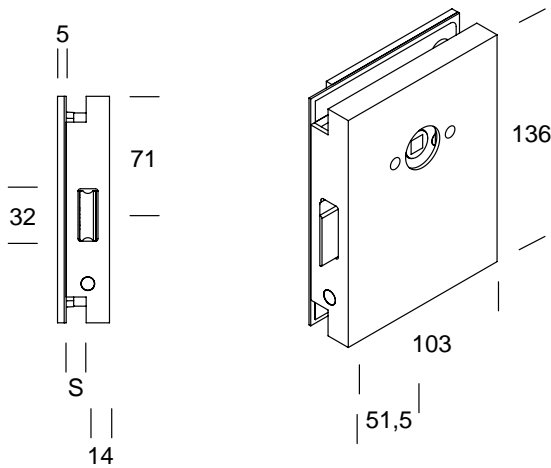
.44 = FINITURA ACCIAIO INOX SATINATO AISI 316L
FINISH SATIN STAINLESS STEEL AISI 316L
FINITION ACIER INOXIDABLE SATINE AISI 316L
AFWERKING EDELSTAHL ROSTFREI WERKSTOFF 1.4404
FEIN MATT SATINIERT
ACABADO ACERO INOXIDABLE MATE AISI 316L
AUSFÜHRUNG ROESTVAST STAAL MAT GEBORSTELD AISI 316L
pag 384

CILINDRO NON INCLUSO
CYLINDER NOT INCLUDED
LE CYLINDRE N'EST PAS INCLUS
DER ZYLINDER IST NICHT ENTHALTEN
CILINDRO NO INCLUIDO
CILINDER NIET INBEGREPEN

◆
. 1 DESTRO RIGHT DROITE RECHTS DERECHA
. 2 SINISTRO LEFT GAUCHE LINKS IZQUIERDA



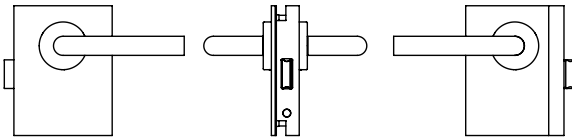
PLACCA CON SERRATURA - CASE WITH LOCK - PLAQUE AVEC SERRURE - TÜRSCHILD MIT SCHLIEßSYSTEM - SCHILD MET SLOT



FUNZIONE - FUNCTION - FONCTION - FUNKTION - FUNCTIE

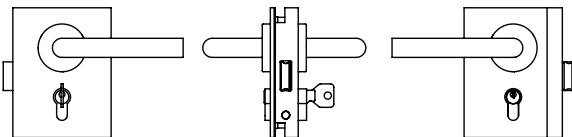
PASSAGE

senza chiave - senza pomolo
 no key - no thumb turn
 sans clé - sans verrou
 ohne Schlüssel - ohne Knopf
 zonder sleutel - zonder deurknop



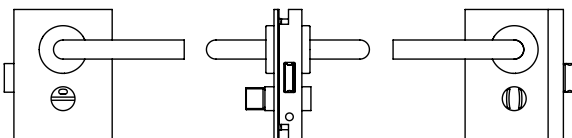
SECURITY

chiave - chiave
 key - key (profile cylinder)
 Clé - Clé
 Schlüssel - Schlüssel
 Sleutel - Sleutel



PRIVACY

pomolo - indicatore libero/occupato
 thumb turn - occupancy indicator
 verrou - libre/occupé
 mit Knopf - mit frei/besetzt Türverriegelung
 met deurknop - met vergrendelingen





| | S | ART. | ◆ |
|-----------------|-------|--|---|
| <p>PASSAGE</p> | 8 mm | <ul style="list-style-type: none"> □ • HGL.LCK.0A08. xx . x □ • 0IT.151.0000. xx | |
| | 10 mm | <ul style="list-style-type: none"> □ • HGL.LCK.0A10. xx . x □ • 0IT.151.0000. xx | |
| | 12 mm | <ul style="list-style-type: none"> □ • HGL.LCK.0A12. xx . x □ • 0IT.151.0000. xx | |
| | 8 mm | <ul style="list-style-type: none"> □ • HGL.LCK.0Y08. xx . x □ • 0IT.151.0000. xx | |
| | 10 mm | <ul style="list-style-type: none"> □ • HGL.LCK.0Y10. xx . x □ • 0IT.151.0000. xx | |
| | 12 mm | <ul style="list-style-type: none"> □ • HGL.LCK.0Y12. xx . x □ • 0IT.151.0000. xx | |
| <p>SECURITY</p> | 8 mm | <ul style="list-style-type: none"> □ • HGL.LCK.3H08. xx . x □ • 0IT.151.0000. xx | |
| | 10 mm | <ul style="list-style-type: none"> □ • HGL.LCK.3H10. xx . x □ • 0IT.151.0000. xx | |
| | 12 mm | <ul style="list-style-type: none"> □ • HGL.LCK.3H12. xx . x □ • 0IT.151.0000. xx | |
| | 8 mm | <ul style="list-style-type: none"> □ • HGL.LCK.3H08. xx . x □ • 0IT.151.0000. xx | |
| | 10 mm | <ul style="list-style-type: none"> □ • HGL.LCK.3H10. xx . x □ • 0IT.151.0000. xx | |
| | 12 mm | <ul style="list-style-type: none"> □ • HGL.LCK.3H12. xx . x □ • 0IT.151.0000. xx | |

| | S | ART. | ◆ |
|-----------------|-------|--|---|
| <p>PASSAGE</p> | 8 mm | <ul style="list-style-type: none"> □ • HGL.LCK.0A08. xx . x □ • 0IT.152.0000. xx | |
| | 10 mm | <ul style="list-style-type: none"> □ • HGL.LCK.0A10. xx . x □ • 0IT.152.0000. xx | |
| | 12 mm | <ul style="list-style-type: none"> □ • HGL.LCK.0A12. xx . x □ • 0IT.152.0000. xx | |
| | 8 mm | <ul style="list-style-type: none"> □ • HGL.LCK.0Y08. xx . x □ • 0IT.152.0000. xx | |
| | 10 mm | <ul style="list-style-type: none"> □ • HGL.LCK.0Y10. xx . x □ • 0IT.152.0000. xx | |
| | 12 mm | <ul style="list-style-type: none"> □ • HGL.LCK.0Y12. xx . x □ • 0IT.152.0000. xx | |
| <p>SECURITY</p> | 8 mm | <ul style="list-style-type: none"> □ • HGL.LCK.3H08. xx . x □ • 0IT.152.0000. xx | |
| | 10 mm | <ul style="list-style-type: none"> □ • HGL.LCK.3H10. xx . x □ • 0IT.152.0000. xx | |
| | 12 mm | <ul style="list-style-type: none"> □ • HGL.LCK.3H12. xx . x □ • 0IT.152.0000. xx | |
| | 8 mm | <ul style="list-style-type: none"> □ • HGL.LCK.3H08. xx . x □ • 0IT.152.0000. xx | |
| | 10 mm | <ul style="list-style-type: none"> □ • HGL.LCK.3H10. xx . x □ • 0IT.152.0000. xx | |
| | 12 mm | <ul style="list-style-type: none"> □ • HGL.LCK.3H12. xx . x □ • 0IT.152.0000. xx | |

.XX = FINITURA
FINISH
FINITION
AFWERKING
AUSFÜHRUNG

• = A RICHIESTA FINITURA PVD
ON REQUEST FINISH PVD
A LA DEMANDE FINITION PVD
AUF ANFRAGE AUSFÜHRUNGEN PVD
OP AANVRAAG AFWERKINGEN PVD

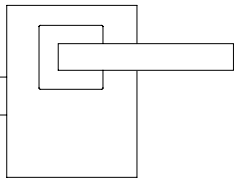
□ = A RICHIESTA FINITURA ACCIAIO INOX VERNICIATO
ON REQUEST FINISH STAINLESS STEEL
POWDERCOATED
A LA DEMANDE FINITION ACIER INOXIDABLE LAQUÉ
AUF ANFRAGE AUSFÜHRUNGEN EDELSTAHL
ROSTFREI LACKIERT
OP AANVRAAG AFWERKINGEN ROESTVAST STAAL
GELAKT




CILINDRO NON INCLUSO
CYLINDER NOT INCLUDED
CYLINDRE NON INCLUS
ZYLINDER NICHT ENTHALTEN
CYLINDER NIET OPGENOMEN

◆
. 1 DESTRO RIGHT DROITE RECHTS
. 2 SINISTRO LEFT GAUCHE LINKS

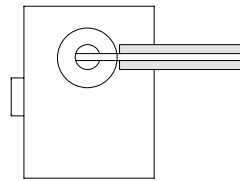





PASSAGE



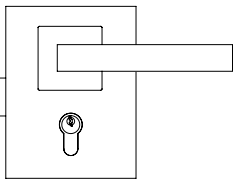
| S | ART. | ◆ |
|-------|--|---|
| 8 mm |  <ul style="list-style-type: none"> □ • HGL.LCK.0A08. xx . x □ • 0IT.153.0000. xx | |
| 10 mm |  <ul style="list-style-type: none"> □ • HGL.LCK.0A10. xx . x □ • 0IT.153.0000. xx | |
| 12 mm |  <ul style="list-style-type: none"> □ • HGL.LCK.0A12. xx . x □ • 0IT.153.0000. xx | |




PASSAGE



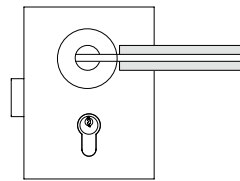
| S | ART. | ◆ |
|-------|--|---|
| 8 mm |  <ul style="list-style-type: none"> • HGL.LCK.0A08. xx . x • YOD.001.00T8. xx | |
| 10 mm |  <ul style="list-style-type: none"> • HGL.LCK.0A10. xx . x • YOD.001.00T8. xx | |
| 12 mm |  <ul style="list-style-type: none"> • HGL.LCK.0A12. xx . x • YOD.001.00T8. xx | |




SECURITY



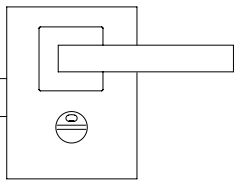
| | | |
|-------|--|--|
| 8 mm |  <ul style="list-style-type: none"> □ • HGL.LCK.0Y08. xx . x □ • 0IT.153.0000. xx | |
| 10 mm |  <ul style="list-style-type: none"> □ • HGL.LCK.0Y10. xx . x □ • 0IT.153.0000. xx | |
| 12 mm |  <ul style="list-style-type: none"> □ • HGL.LCK.0Y12. xx . x □ • 0IT.153.0000. xx | |




SECURITY



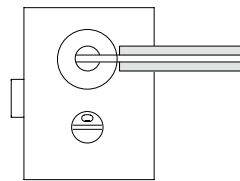
| | | |
|-------|--|--|
| 8 mm |  <ul style="list-style-type: none"> • HGL.LCK.0Y08. xx . x • YOD.001.00T8. xx | |
| 10 mm |  <ul style="list-style-type: none"> • HGL.LCK.0Y10. xx . x • YOD.001.00T8. xx | |
| 12 mm |  <ul style="list-style-type: none"> • HGL.LCK.0Y12. xx . x • YOD.001.00T8. xx | |




PRIVACY



| | | |
|-------|--|--|
| 8 mm |  <ul style="list-style-type: none"> □ • HGL.LCK.3H08. xx . x □ • 0IT.153.0000. xx | |
| 10 mm |  <ul style="list-style-type: none"> □ • HGL.LCK.3H10. xx . x □ • 0IT.153.0000. xx | |
| 12 mm |  <ul style="list-style-type: none"> □ • HGL.LCK.3H12. xx . x □ • 0IT.153.0000. xx | |

PRIVACY



| | | |
|-------|--|--|
| 8 mm |  <ul style="list-style-type: none"> • HGL.LCK.3H08. xx . x • YOD.001.00T8. xx | |
| 10 mm |  <ul style="list-style-type: none"> • HGL.LCK.3H10. xx . x • YOD.001.00T8. xx | |
| 12 mm |  <ul style="list-style-type: none"> • HGL.LCK.3H12. xx . x • YOD.001.00T8. xx | |

.XX = FINITURA
FINISH
FINITION
AFWERKING
AUSFÜHRUNG

page 384

• = A RICHIESTA FINITURA PVD
ON REQUEST FINISH PVD
A LA DEMANDE FINITION PVD
AUF ANFRAGE AUSFÜHRUNGEN PVD
OP AANVRAAG AFWERKINGEN PVD

page 384

□ = A RICHIESTA FINITURA ACCIAIO INOX VERNICIATO
ON REQUEST FINISH STAINLESS STEEL
POWDERCOATED
A LA DEMANDE FINITION ACIER INOXIDABLE LAQUÉ
AUF ANFRAGE AUSFÜHRUNGEN EDELSTAHL
ROSTFREI LACKIERT
OP AANVRAAG AFWERKINGEN ROESTVAST STAAL
GELAKT

page 384

Mahogany Ash Wenge

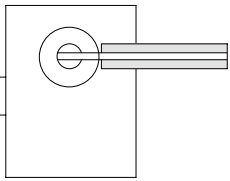





CILINDRO NON INCLUSO
CYLINDER NOT INCLUDED
CYLINDRE NON INCLUS
ZYLINDER NICHT ENTHALTEN
CYLINDER NIET OPGENOMEN

◆
. 1 DESTRO RIGHT DROITE RECHTS
. 2 SINISTRO LEFT GAUCHE LINKS

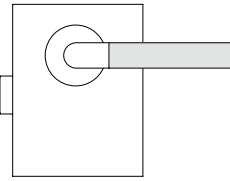





PASSAGE



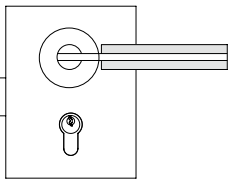
| S | ART. | ◆ |
|-------|--|---|
| 8 mm |  <ul style="list-style-type: none"> • HGL.LCK.0A08. xx . x • YOD.002.00T8. xx | |
| 10 mm |  <ul style="list-style-type: none"> • HGL.LCK.0A10. xx . x • YOD.002.00T8. xx | |
| 12 mm |  <ul style="list-style-type: none"> • HGL.LCK.0A12. xx . x • YOD.002.00T8. xx | |

PASSAGE



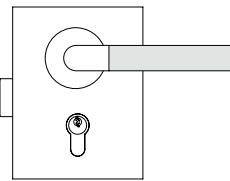
| S | ART. | ◆ |
|-------|--|---|
| 8 mm |  <ul style="list-style-type: none"> □ HGL.LCK.0A08. xx . x □ YOD.003.00T8. xx | |
| 10 mm |  <ul style="list-style-type: none"> □ HGL.LCK.0A10. xx . x □ YOD.003.00T8. xx | |
| 12 mm |  <ul style="list-style-type: none"> □ HGL.LCK.0A12. xx . x □ YOD.003.00T8. xx | |




SECURITY



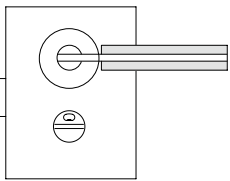
| | | |
|-------|--|--|
| 8 mm |  <ul style="list-style-type: none"> • HGL.LCK.0Y08. xx . x • YOD.002.00T8. xx | |
| 10 mm |  <ul style="list-style-type: none"> • HGL.LCK.0Y10. xx . x • YOD.002.00T8. xx | |
| 12 mm |  <ul style="list-style-type: none"> • HGL.LCK.0Y12. xx . x • YOD.002.00T8. xx | |




SECURITY



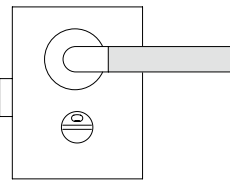
| | | |
|-------|--|--|
| 8 mm |  <ul style="list-style-type: none"> □ HGL.LCK.0Y08. xx . x □ YOD.003.00T8. xx | |
| 10 mm |  <ul style="list-style-type: none"> □ HGL.LCK.0Y10. xx . x □ YOD.003.00T8. xx | |
| 12 mm |  <ul style="list-style-type: none"> □ HGL.LCK.0Y12. xx . x □ YOD.003.00T8. xx | |




PRIVACY



| | | |
|-------|--|--|
| 8 mm |  <ul style="list-style-type: none"> • HGL.LCK.3H08. xx . x • YOD.002.00T8. xx | |
| 10 mm |  <ul style="list-style-type: none"> • HGL.LCK.3H10. xx . x • YOD.002.00T8. xx | |
| 12 mm |  <ul style="list-style-type: none"> • HGL.LCK.3H12. xx . x • YOD.002.00T8. xx | |

PRIVACY



| | | |
|-------|--|--|
| 8 mm |  <ul style="list-style-type: none"> □ HGL.LCK.3H08. xx . x □ YOD.003.00T8. xx | |
| 10 mm |  <ul style="list-style-type: none"> □ HGL.LCK.3H10. xx . x □ YOD.003.00T8. xx | |
| 12 mm |  <ul style="list-style-type: none"> □ HGL.LCK.3H12. xx . x □ YOD.003.00T8. xx | |

.XX = FINITURA
FINISH
FINITION
AFWERKING
AUSFÜHRUNG

page 384

• = A RICHIESTA FINITURA PVD
ON REQUEST FINISH PVD
A LA DEMANDE FINITION PVD
AUF ANFRAGE AUSFÜHRUNGEN PVD
OP AANVRAAG AFWERKINGEN PVD

page 384

□ = A RICHIESTA FINITURA ACCIAIO INOX VERNICIATO
ON REQUEST FINISH STAINLESS STEEL
POWDERCOATED
A LA DEMANDE FINITION ACIER INOXIDABLE LAQUÉ
AUF ANFRAGE AUSFÜHRUNGEN EDELSTAHL
ROSTFREI LACKIERT
OP AANVRAAG AFWERKINGEN ROESTVAST STAAL
GELAKT

page 384

Mahogany Ash Wenge



CILINDRO NON INCLUSO
CYLINDER NOT INCLUDED
CYLINDRE NON INCLUS
ZYLINDER NICHT ENTHALTEN
CYLINDER NIET OPGENOMEN

◆
. 1 DESTRO RIGHT DROITE RECHTS
. 2 SINISTRO LEFT GAUCHE LINKS



| | S | | ART. | ◆ |
|-----------------|-------|--|--|---|
| <p>PASSAGE</p> | 8 mm | | HGL.LCK.0A08. xx . x 2MM.015.00T8. xx | |
| | 10 mm | | HGL.LCK.0A10. xx . x 2MM.015.00T8. xx | |
| | 12 mm | | HGL.LCK.0A12. xx . x 2MM.015.00T8. xx | |
| <p>SECURITY</p> | 8 mm | | HGL.LCK.0Y08. xx . x 2MM.015.00T8. xx | |
| | 10 mm | | HGL.LCK.0Y10. xx . x 2MM.015.00T8. xx | |
| | 12 mm | | HGL.LCK.0Y12. xx . x 2MM.015.00T8. xx | |
| <p>PRIVACY</p> | 8 mm | | HGL.LCK.3H08. xx . x 2MM.015.00T8. xx | |
| | 10 mm | | HGL.LCK.3H10. xx . x 2MM.015.00T8. xx | |
| | 12 mm | | HGL.LCK.3H12. xx . x 2MM.015.00T8. xx | |

| | S | | ART. | ◆ |
|-----------------|-------|--|--|---|
| <p>PASSAGE</p> | 8 mm | | □ • HGL.LCK.0A08. xx . x □ • 2MM.020.00T8. xx | |
| | 10 mm | | □ • HGL.LCK.0A10. xx . x □ • 2MM.020.00T8. xx | |
| | 12 mm | | □ • HGL.LCK.0A12. xx . x □ • 2MM.020.00T8. xx | |
| <p>SECURITY</p> | 8 mm | | □ • HGL.LCK.0Y08. xx . x □ • 2MM.020.00T8. xx | |
| | 10 mm | | □ • HGL.LCK.0Y10. xx . x □ • 2MM.020.00T8. xx | |
| | 12 mm | | □ • HGL.LCK.0Y12. xx . x □ • 2MM.020.00T8. xx | |
| <p>PRIVACY</p> | 8 mm | | □ • HGL.LCK.3H08. xx . x □ • 2MM.020.00T8. xx | |
| | 10 mm | | □ • HGL.LCK.3H10. xx . x □ • 2MM.020.00T8. xx | |
| | 12 mm | | □ • HGL.LCK.3H12. xx . x □ • 2MM.020.00T8. xx | |

.XX = FINITURA
FINISH
FINITION
AFWERKING
AUSFÜHRUNG

• = A RICHIESTA FINITURA PVD
ON REQUEST FINISH PVD
A LA DEMANDE FINITION PVD
AUF ANFRAGE AUSFÜHRUNGEN PVD
OP AANVRAAG AFWERKINGEN PVD

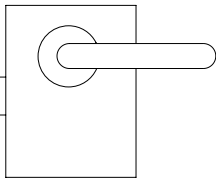
□ = A RICHIESTA FINITURA ACCIAIO INOX VERNICIATO
ON REQUEST FINISH STAINLESS STEEL
POWDERCOATED
A LA DEMANDE FINITION ACIER INOXIDABLE LAQUÉ
AUF ANFRAGE AUSFÜHRUNGEN EDELSTAHL
ROSTFREI LACKIERT
OP AANVRAAG AFWERKINGEN ROESTVAST STAAL
GELAKT

CILINDRO NON INCLUSO
CYLINDER NOT INCLUDED
CYLINDRE NON INCLUS
ZYLINDER NICHT ENTHALTEN
CYLINDER NIET OPGENOMEN

◆
. 1 DESTRO RIGHT DROITE RECHTS
. 2 SINISTRO LEFT GAUCHE LINKS

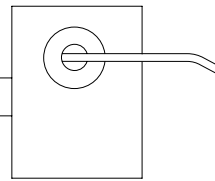


PASSAGE



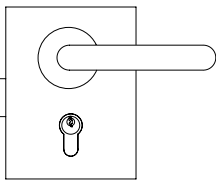
| S | ART. | ◆ |
|-------|--|---|
| 8 mm | <input type="checkbox"/> • HGL.LCK.0A08. xx . x <input type="checkbox"/> • 2MM.20S.00T8. xx | |
| 10 mm | <input type="checkbox"/> • HGL.LCK.0A10. xx . x <input type="checkbox"/> • 2MM.20S.00T8. xx | |
| 12 mm | <input type="checkbox"/> • HGL.LCK.0A12. xx . x <input type="checkbox"/> • 2MM.20S.00T8. xx | |

PASSAGE



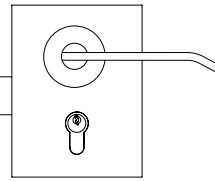
| S | ART. | ◆ |
|-------|--|---|
| 8 mm | <input type="checkbox"/> HGL.LCK.0A08. xx . x <input type="checkbox"/> 2MM.022.00T8. xx | |
| 10 mm | <input type="checkbox"/> HGL.LCK.0A10. xx . x <input type="checkbox"/> 2MM.022.00T8. xx | |
| 12 mm | <input type="checkbox"/> HGL.LCK.0A12. xx . x <input type="checkbox"/> 2MM.022.00T8. xx | |

SECURITY



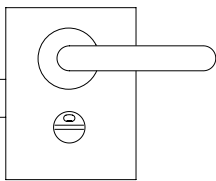
| | | |
|-------|--|--|
| 8 mm | <input type="checkbox"/> • HGL.LCK.0Y08. xx . x <input type="checkbox"/> • 2MM.20S.00T8. xx | |
| 10 mm | <input type="checkbox"/> • HGL.LCK.0Y10. xx . x <input type="checkbox"/> • 2MM.20S.00T8. xx | |
| 12 mm | <input type="checkbox"/> • HGL.LCK.0Y12. xx . x <input type="checkbox"/> • 2MM.20S.00T8. xx | |

SECURITY



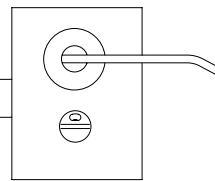
| | | |
|-------|--|--|
| 8 mm | <input type="checkbox"/> HGL.LCK.0Y08. xx . x <input type="checkbox"/> 2MM.022.00T8. xx | |
| 10 mm | <input type="checkbox"/> HGL.LCK.0Y10. xx . x <input type="checkbox"/> 2MM.022.00T8. xx | |
| 12 mm | <input type="checkbox"/> HGL.LCK.0Y12. xx . x <input type="checkbox"/> 2MM.022.00T8. xx | |

PRIVACY



| | | |
|-------|--|--|
| 8 mm | <input type="checkbox"/> • HGL.LCK.3H08. xx . x <input type="checkbox"/> • 2MM.20S.00T8. xx | |
| 10 mm | <input type="checkbox"/> • HGL.LCK.3H10. xx . x <input type="checkbox"/> • 2MM.20S.00T8. xx | |
| 12 mm | <input type="checkbox"/> • HGL.LCK.3H12. xx . x <input type="checkbox"/> • 2MM.20S.00T8. xx | |

PRIVACY



| | | |
|-------|--|--|
| 8 mm | <input type="checkbox"/> HGL.LCK.3H08. xx . x <input type="checkbox"/> 2MM.022.00T8. xx | |
| 10 mm | <input type="checkbox"/> HGL.LCK.3H10. xx . x <input type="checkbox"/> 2MM.022.00T8. xx | |
| 12 mm | <input type="checkbox"/> HGL.LCK.3H12. xx . x <input type="checkbox"/> 2MM.022.00T8. xx | |

.XX = FINITURA
FINISH
FINITION
AFWERKING
AUSFÜHRUNG

page 384

• = A RICHIESTA FINITURA PVD
ON REQUEST FINISH PVD
A LA DEMANDE FINITION PVD
AUF ANFRAGE AUSFÜHRUNGEN PVD
OP AANVRAAG AFWERKINGEN PVD

page 384

□ = A RICHIESTA FINITURA ACCIAIO INOX VERNICIATO
ON REQUEST FINISH STAINLESS STEEL
POWDERCOATED
A LA DEMANDE FINITION ACIER INOXIDABLE LAQUÉ
AUF ANFRAGE AUSFÜHRUNGEN EDELSTAHL
ROSTFREI LACKIERT
OP AANVRAAG AFWERKINGEN ROESTVAST STAAL GELAKT

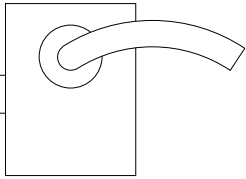
page 384




CILINDRO NON INCLUSO
CYLINDER NOT INCLUDED
CYLINDRE NON INCLUS
ZYLINDER NICHT ENTHALTEN
CYLINDER NIET OPGENOMEN

◆
. 1 DESTRO RIGHT DROITE RECHTS
. 2 SINISTRO LEFT GAUCHE LINKS

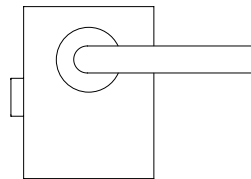





PASSAGE



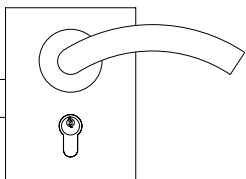
| S | ART. | ◆ |
|-------|--|---|
| 8 mm |  <ul style="list-style-type: none"> □ • HGL.LCK.0A08. xx . x □ • 2MM.026.00T8. xx | |
| 10 mm |  <ul style="list-style-type: none"> □ • HGL.LCK.0A10. xx . x □ • 2MM.026.00T8. xx | |
| 12 mm |  <ul style="list-style-type: none"> □ • HGL.LCK.0A12. xx . x □ • 2MM.026.00T8. xx | |




PASSAGE



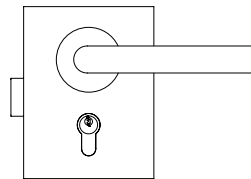
| S | ART. | ◆ |
|-------|--|---|
| 8 mm |  <ul style="list-style-type: none"> □ • HGL.LCK.0A08. xx . x □ • 2MM.027.00T8. xx | |
| 10 mm |  <ul style="list-style-type: none"> □ • HGL.LCK.0A10. xx . x □ • 2MM.027.00T8. xx | |
| 12 mm |  <ul style="list-style-type: none"> □ • HGL.LCK.0A12. xx . x □ • 2MM.027.00T8. xx | |




SECURITY



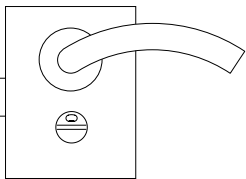
| | | |
|-------|--|--|
| 8 mm |  <ul style="list-style-type: none"> □ • HGL.LCK.0Y08. xx . x □ • 2MM.026.00T8. xx | |
| 10 mm |  <ul style="list-style-type: none"> □ • HGL.LCK.0Y10. xx . x □ • 2MM.026.00T8. xx | |
| 12 mm |  <ul style="list-style-type: none"> □ • HGL.LCK.0Y12. xx . x □ • 2MM.026.00T8. xx | |




SECURITY



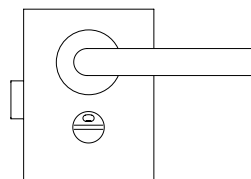
| | | |
|-------|--|--|
| 8 mm |  <ul style="list-style-type: none"> □ • HGL.LCK.0Y08. xx . x □ • 2MM.027.00T8. xx | |
| 10 mm |  <ul style="list-style-type: none"> □ • HGL.LCK.0Y10. xx . x □ • 2MM.027.00T8. xx | |
| 12 mm |  <ul style="list-style-type: none"> □ • HGL.LCK.0Y12. xx . x □ • 2MM.027.00T8. xx | |




PRIVACY



| | | |
|-------|--|--|
| 8 mm |  <ul style="list-style-type: none"> □ • HGL.LCK.3H08. xx . x □ • 2MM.026.00T8. xx | |
| 10 mm |  <ul style="list-style-type: none"> □ • HGL.LCK.3H10. xx . x □ • 2MM.026.00T8. xx | |
| 12 mm |  <ul style="list-style-type: none"> □ • HGL.LCK.3H12. xx . x □ • 2MM.026.00T8. xx | |

PRIVACY



| | | |
|-------|--|--|
| 8 mm |  <ul style="list-style-type: none"> □ • HGL.LCK.3H08. xx . x □ • 2MM.027.00T8. xx | |
| 10 mm |  <ul style="list-style-type: none"> □ • HGL.LCK.3H10. xx . x □ • 2MM.027.00T8. xx | |
| 12 mm |  <ul style="list-style-type: none"> □ • HGL.LCK.3H12. xx . x □ • 2MM.027.00T8. xx | |

.XX = FINITURA
FINISH
FINITION
AFWERKING
AUSFÜHRUNG

• = A RICHIESTA FINITURA PVD
ON REQUEST FINISH PVD
A LA DEMANDE FINITION PVD
AUF ANFRAGE AUSFÜHRUNGEN PVD
OP AANVRAAG AFWERKINGEN PVD

□ = A RICHIESTA FINITURA ACCIAIO INOX VERNICIATO
ON REQUEST FINISH STAINLESS STEEL
POWDERCOATED
A LA DEMANDE FINITION ACIER INOXIDABLE LAQUÉ
AUF ANFRAGE AUSFÜHRUNGEN EDELSTAHL
ROSTFREI LACKIERT
OP AANVRAAG AFWERKINGEN ROESTVAST STAAL GELAKT

CILINDRO NON INCLUSO
CYLINDER NOT INCLUDED
CYLINDRE NON INCLUS
ZYLINDER NICHT ENTHALTEN
CYLINDER NIET OPGENOMEN

◆
. 1 DESTRO RIGHT DROITE RECHTS
. 2 SINISTRO LEFT GAUCHE LINKS



| | S | ART. | ◆ |
|-----------------|-------|--|---|
| <p>PASSAGE</p> | 8 mm | <ul style="list-style-type: none"> □ • HGL.LCK.0A08. xx . x □ • 2MM.028.00T8. xx | |
| | 10 mm | <ul style="list-style-type: none"> □ • HGL.LCK.0A10. xx . x □ • 2MM.028.00T8. xx | |
| | 12 mm | <ul style="list-style-type: none"> □ • HGL.LCK.0A12. xx . x □ • 2MM.028.00T8. xx | |
| | 8 mm | <ul style="list-style-type: none"> □ • HGL.LCK.0Y08. xx . x □ • 2MM.028.00T8. xx | |
| | 10 mm | <ul style="list-style-type: none"> □ • HGL.LCK.0Y10. xx . x □ • 2MM.028.00T8. xx | |
| | 12 mm | <ul style="list-style-type: none"> □ • HGL.LCK.0Y12. xx . x □ • 2MM.028.00T8. xx | |
| <p>SECURITY</p> | 8 mm | <ul style="list-style-type: none"> □ • HGL.LCK.3H08. xx . x □ • 2MM.028.00T8. xx | |
| | 10 mm | <ul style="list-style-type: none"> □ • HGL.LCK.3H10. xx . x □ • 2MM.028.00T8. xx | |
| | 12 mm | <ul style="list-style-type: none"> □ • HGL.LCK.3H12. xx . x □ • 2MM.028.00T8. xx | |
| | 8 mm | <ul style="list-style-type: none"> □ • HGL.LCK.3H08. xx . x □ • 2MM.28B.00T8. xx | |
| | 10 mm | <ul style="list-style-type: none"> □ • HGL.LCK.3H10. xx . x □ • 2MM.28B.00T8. xx | |
| | 12 mm | <ul style="list-style-type: none"> □ • HGL.LCK.3H12. xx . x □ • 2MM.28B.00T8. xx | |

| | S | ART. | ◆ |
|-----------------|-------|--|---|
| <p>PASSAGE</p> | 8 mm | <ul style="list-style-type: none"> □ • HGL.LCK.0A08. xx . x □ • 2MM.28B.00T8. xx | |
| | 10 mm | <ul style="list-style-type: none"> □ • HGL.LCK.0A10. xx . x □ • 2MM.28B.00T8. xx | |
| | 12 mm | <ul style="list-style-type: none"> □ • HGL.LCK.0A12. xx . x □ • 2MM.28B.00T8. xx | |
| | 8 mm | <ul style="list-style-type: none"> □ • HGL.LCK.0Y08. xx . x □ • 2MM.28B.00T8. xx | |
| | 10 mm | <ul style="list-style-type: none"> □ • HGL.LCK.0Y10. xx . x □ • 2MM.28B.00T8. xx | |
| | 12 mm | <ul style="list-style-type: none"> □ • HGL.LCK.0Y12. xx . x □ • 2MM.28B.00T8. xx | |
| <p>SECURITY</p> | 8 mm | <ul style="list-style-type: none"> □ • HGL.LCK.3H08. xx . x □ • 2MM.28B.00T8. xx | |
| | 10 mm | <ul style="list-style-type: none"> □ • HGL.LCK.3H10. xx . x □ • 2MM.28B.00T8. xx | |
| | 12 mm | <ul style="list-style-type: none"> □ • HGL.LCK.3H12. xx . x □ • 2MM.28B.00T8. xx | |
| | 8 mm | <ul style="list-style-type: none"> □ • HGL.LCK.3H08. xx . x □ • 2MM.28B.00T8. xx | |
| | 10 mm | <ul style="list-style-type: none"> □ • HGL.LCK.3H10. xx . x □ • 2MM.28B.00T8. xx | |
| | 12 mm | <ul style="list-style-type: none"> □ • HGL.LCK.3H12. xx . x □ • 2MM.28B.00T8. xx | |

.XX = FINITURA
FINISH
FINITION
AFWERKING
AUSFÜHRUNG

• = A RICHIESTA FINITURA PVD
ON REQUEST FINISH PVD
A LA DEMANDE FINITION PVD
AUF ANFRAGE AUSFÜHRUNGEN PVD
OP AANVRAAG AFWERKINGEN PVD

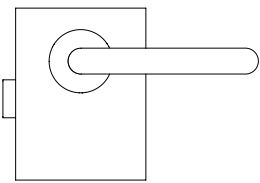
□ = A RICHIESTA FINITURA ACCIAIO INOX VERNICIATO
ON REQUEST FINISH STAINLESS STEEL
POWDERCOATED
ALA DEMANDE FINITION ACIER INOXIDABLE LAQUÉ
AUF ANFRAGE AUSFÜHRUNGEN EDELSTAHL
ROSTFREI LACKIERT
OP AANVRAAG AFWERKINGEN ROESTVAST STAAL GELAKT

CILINDRO NON INCLUSO
CYLINDER NOT INCLUDED
CYLINDRE NON INCLUS
ZYLINDER NICHT ENTHALTEN
CYLINDER NIET OPGENOMEN

◆
. 1 DESTRO RIGHT DROITE RECHTS
. 2 SINISTRO LEFT GAUCHE LINKS

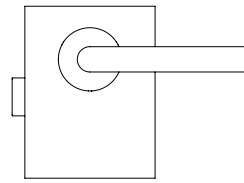


PASSAGE



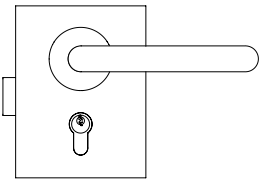
| S | ART. | ◆ |
|-------|--|---|
| 8 mm | □ • HGL.LCK.0A08. xx . x C • 2MM.029.00T8. xx | |
| 10 mm | □ • HGL.LCK.0A10. xx . x C • 2MM.029.00T8. xx | |
| 12 mm | □ • HGL.LCK.0A12. xx . x C • 2MM.029.00T8. xx | |

PASSAGE



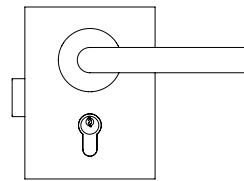
| S | ART. | ◆ |
|-------|--|---|
| 8 mm | □ • HGL.LCK.0A08. xx . x C • 2MM.030.00T8. xx | |
| 10 mm | □ • HGL.LCK.0A10. xx . x C • 2MM.030.00T8. xx | |
| 12 mm | □ • HGL.LCK.0A12. xx . x C • 2MM.030.00T8. xx | |

SECURITY



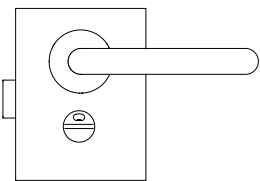
| | | |
|-------|--|--|
| 8 mm | □ • HGL.LCK.0Y08. xx . x C • 2MM.029.00T8. xx | |
| 10 mm | □ • HGL.LCK.0Y10. xx . x C • 2MM.029.00T8. xx | |
| 12 mm | □ • HGL.LCK.0Y12. xx . x C • 2MM.029.00T8. xx | |

SECURITY



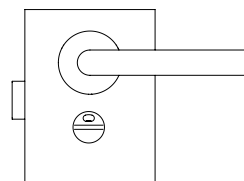
| | | |
|-------|--|--|
| 8 mm | □ • HGL.LCK.0Y08. xx . x C • 2MM.030.00T8. xx | |
| 10 mm | □ • HGL.LCK.0Y10. xx . x C • 2MM.030.00T8. xx | |
| 12 mm | □ • HGL.LCK.0Y12. xx . x C • 2MM.030.00T8. xx | |

PRIVACY



| | | |
|-------|--|--|
| 8 mm | □ • HGL.LCK.3H08. xx . x C • 2MM.029.00T8. xx | |
| 10 mm | □ • HGL.LCK.3H10. xx . x C • 2MM.029.00T8. xx | |
| 12 mm | □ • HGL.LCK.3H12. xx . x C • 2MM.029.00T8. xx | |

PRIVACY



| | | |
|-------|--|--|
| 8 mm | □ • HGL.LCK.3H08. xx . x C • 2MM.030.00T8. xx | |
| 10 mm | □ • HGL.LCK.3H10. xx . x C • 2MM.030.00T8. xx | |
| 12 mm | □ • HGL.LCK.3H12. xx . x C • 2MM.030.00T8. xx | |

.XX = FINITURA
FINISH
FINITION
AFWERKING
AUSFÜHRUNG

page 384

• = A RICHIESTA FINITURA PVD
ON REQUEST FINISH PVD
A LA DEMANDE FINITION PVD
AUF ANFRAGE AUSFÜHRUNGEN PVD
OP AANVRAAG AFWERKINGEN PVD

page 384

□ = A RICHIESTA FINITURA ACCIAIO INOX VERNICIATO
ON REQUEST FINISH STAINLESS STEEL
POWDERCOATED
A LA DEMANDE FINITION ACIER INOXIDABLE LAQUÉ
AUF ANFRAGE AUSFÜHRUNGEN EDELSTAHL
ROSTFREI LACKIERT
OP AANVRAAG AFWERKINGEN ROESTVAST STAAL GELAKT

page 384

CILINDRO NON INCLUSO
CYLINDER NOT INCLUDED
CYLINDRE NON INCLUS
ZYLINDER NICHT ENTHALTEN
CYLINDER NIET AANGENOMEN

◆
. 1 DESTRO RIGHT DROITE RECHTS
. 2 SINISTRO LEFT GAUCHE LINKS



| | S | ART. | ◆ |
|---------------------|-------|--|---|
| PASSAGE | 8 mm | <ul style="list-style-type: none"> □ • HGL.LCK.0A08. xx . x □ • 2MM.30B.00T8. xx | |
| | 10 mm | <ul style="list-style-type: none"> □ • HGL.LCK.0A10. xx . x □ • 2MM.30B.00T8. xx | |
| | 12 mm | <ul style="list-style-type: none"> □ • HGL.LCK.0A12. xx . x □ • 2MM.30B.00T8. xx | |
| | 8 mm | <ul style="list-style-type: none"> □ • HGL.LCK.0Y08. xx . x □ • 2MM.30B.00T8. xx | |
| | 10 mm | <ul style="list-style-type: none"> □ • HGL.LCK.0Y10. xx . x □ • 2MM.30B.00T8. xx | |
| | 12 mm | <ul style="list-style-type: none"> □ • HGL.LCK.0Y12. xx . x □ • 2MM.30B.00T8. xx | |
| SECURITY | 8 mm | <ul style="list-style-type: none"> □ • HGL.LCK.3H08. xx . x □ • 2MM.30B.00T8. xx | |
| | 10 mm | <ul style="list-style-type: none"> □ • HGL.LCK.3H10. xx . x □ • 2MM.30B.00T8. xx | |
| | 12 mm | <ul style="list-style-type: none"> □ • HGL.LCK.3H12. xx . x □ • 2MM.30B.00T8. xx | |

.XX = FINITURA
FINISH
FINITION
AFWERKING
AUSFÜHRUNG
page 384

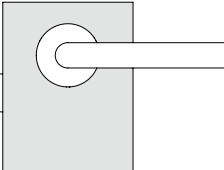



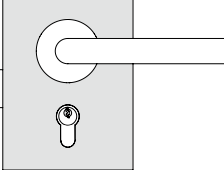



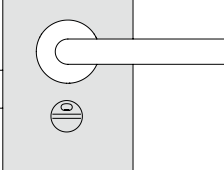



• = A RICHIESTA FINITURA PVD
ON REQUEST FINISH PVD
A LA DEMANDE FINITION PVD
AUF ANFRAGE AUSFÜHRUNGEN PVD
OP AANVRAAG AFWERKINGEN PVD
page 384

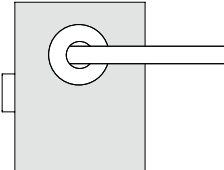



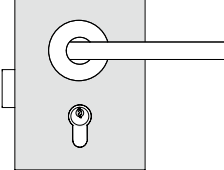



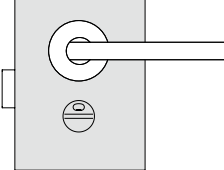



□ = A RICHIESTA FINITURA ACCIAIO INOX VERNICIATO
ON REQUEST FINISH STAINLESS STEEL
POWDERCOATED
A LA DEMANDE FINITION ACIER INOXIDABLE LAQUÉ
AUF ANFRAGE AUSFÜHRUNGEN EDELSTAHL
ROSTFREI LACKIERT
OP AANVRAAG AFWERKINGEN ROESTVAST STAAL GELAKT
page 384

CILINDRO NON INCLUSO
CYLINDER NOT INCLUDED
CYLINDRE NON INCLUS
ZYLINDER NICHT ENTHALTEN
CYLINDER NIET OPGENOMEN

◆
. 1 DESTRO RIGHT DROITE RECHTS
. 2 SINISTRO LEFT GAUCHE LINKS



| | S | ART. | ◆ |
|---|-------|---|---|
| PASSAGE  | 8 mm |  HGL.LCK.0A08. xx . x 2AM.030.00T8. xx | |
| | 10 mm |  HGL.LCK.0A10. xx . x 2AM.030.00T8. xx | |
| | 12 mm |  HGL.LCK.0A12. xx . x 2AM.030.00T8. xx | |
| SECURITY  | 8 mm |  HGL.LCK.0Y08. xx . x 2AM.030.00T8. xx | |
| | 10 mm |  HGL.LCK.0Y10. xx . x 2AM.030.00T8. xx | |
| | 12 mm |  HGL.LCK.0Y12. xx . x 2AM.030.00T8. xx | |
| PRIVACY  | 8 mm |  HGL.LCK.3H08. xx . x 2AM.030.00T8. xx | |
| | 10 mm |  HGL.LCK.3H10. xx . x 2AM.030.00T8. xx | |
| | 12 mm |  HGL.LCK.3H12. xx . x 2AM.030.00T8. xx | |

| | S | ART. | ◆ |
|---|-------|---|---|
| PASSAGE  | 8 mm |  HGL.LCK.0A08. xx . x 2AM.173.00T8. xx | |
| | 10 mm |  HGL.LCK.0A10. xx . x 2AM.173.00T8. xx | |
| | 12 mm |  HGL.LCK.0A12. xx . x 2AM.173.00T8. xx | |
| SECURITY  | 8 mm |  HGL.LCK.0Y08. xx . x 2AM.173.00T8. xx | |
| | 10 mm |  HGL.LCK.0Y10. xx . x 2AM.173.00T8. xx | |
| | 12 mm |  HGL.LCK.0Y12. xx . x 2AM.173.00T8. xx | |
| PRIVACY  | 8 mm |  HGL.LCK.3H08. xx . x 2AM.173.00T8. xx | |
| | 10 mm |  HGL.LCK.3H10. xx . x 2AM.173.00T8. xx | |
| | 12 mm |  HGL.LCK.3H12. xx . x 2AM.173.00T8. xx | |

.XX = FINITURA
 FINISH
 FINITION
 AFWERKING
 AUSFÜHRUNG



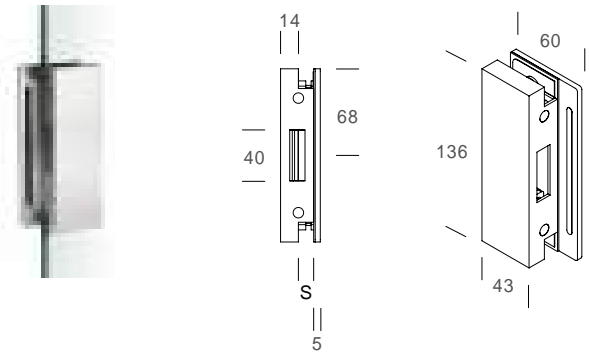
□ Alluminio - Aluminium
 □ Acciaio Inox Verniciato -
 Stainless Steel Powder Coated

CILINDRO NON INCLUSO
 CYLINDER NOT INCLUDED
 CYLINDRE NON INCLUS
 ZYLINDER NICHT ENTHALTEN
 CYLINDER NIET OPGENOMEN

◆
 . 1 DESTRO RIGHT DROITE RECHTS
 . 2 SINISTRO LEFT GAUCHE LINKS

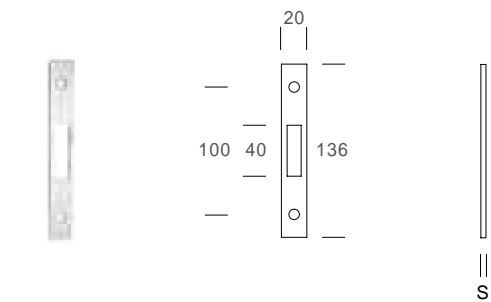


INCONTRO PER VETRO - STRIKE BOX - GÂCHE POUR VERRE - VERBINDUNG GLAS/GLAS



- | | |
|----------------------|-------|
| ART. | S |
| □ • HGL.STK.0008. xx | 8 mm |
| □ • HGL.STK.0010. xx | 10 mm |
| □ • HGL.STK.0012. xx | 12 mm |

INCONTRO PER PROFILO - STRIKE PLATE - GÂCHE POUR PROFIL - PROFILVERBINDUNG



- | | |
|----------------------|------|
| ART. | S |
| □ • HGL.STK.0001. xx | 2 mm |

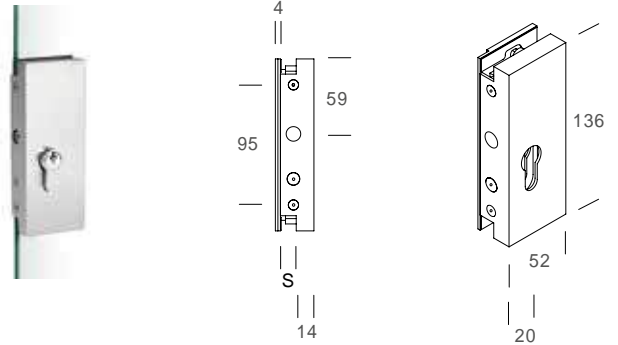
.XX = FINITURA
FINISH
FINITION
AFWERKING
AUSFÜHRUNG

• = A RICHIESTA FINITURA PVD
ON REQUEST FINISH PVD
A LA DEMANDE FINITION PVD
AUF ANFRAGE AUSFÜHRUNGEN PVD
OP AANVRAAG AFWERKINGEN PVD

□ = A RICHIESTA FINITURA ACCIAIO INOX VERNICIATO
ON REQUEST FINISH STAINLESS STEEL
POWDERCOATED
A LA DEMANDE FINITION ACIER INOXIDABLE LAQUÉ
AUF ANFRAGE AUSFÜHRUNGEN EDELSTAHL
ROSTFREI LACKIERT
OP AANVRAAG AFWERKINGEN ROESTVAST STAAL GELAKT

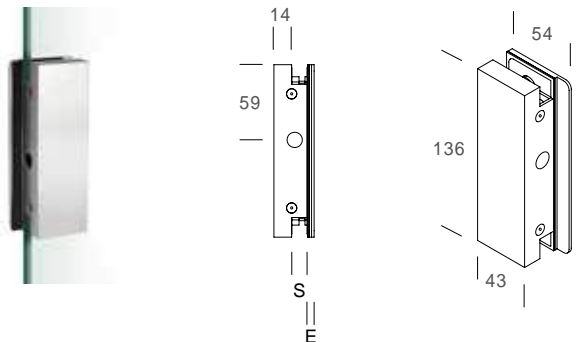


PLACCA CON SERRATURA SENZA MANIGLIA - CASE WITH LOCK WITHOUT LEVER HANDLE - PLAQUEAVECSERRURESANSPOIGNÉE-TÜRSCHILDMITSCHLISSSYSTEMOHNETÜRDRÜCKER



- | | | |
|--------------------------|---|-------|
| ART. | ◆ | S |
| □ • HGL.LCK.SY10. xx . x | | 10 mm |
| □ • HGL.LCK.SY12. xx . x | | 12 mm |

INCONTRO PER VETRO - STRIKE BOX - GÂCHE POUR VERRE- VERBINDUNG GLAS/GLAS

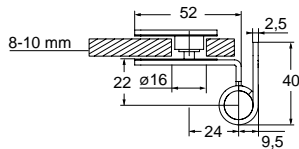
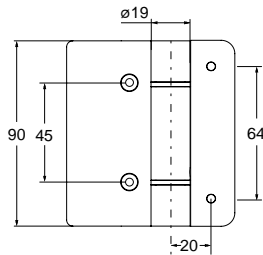
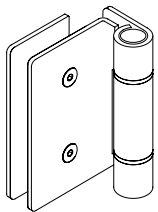


- | | | |
|--------------------------|---|-------|
| ART. | ◆ | S |
| □ • HGL.STK.SY10. xx . x | | 10 mm |
| □ • HGL.STK.SY12. xx . x | | 12 mm |

◆
.1 DESTRO RIGHT DROITE RECHTS
.2 SINISTRO LEFT GAUCHE LINKS



CERNIERA PER PORTA IN VETRO - HINGE FOR GLASS DOOR - CHARNIERE POUR PORTE EN VERRE - TÜRBAND FÜR GLASTÜREN



ART.

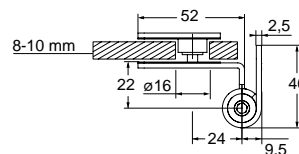
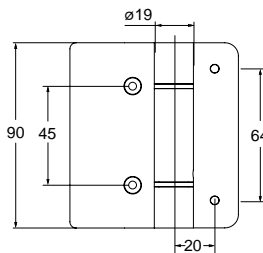
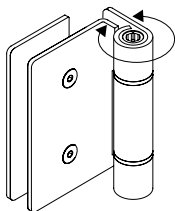
HGL.501.0000. xx

Ambidestra
Ambidextrous
Ambidextre
Beidhändig
Ambidextrous

Portata di 3 cerniere = 44 Kg
Max load for 3 hinges = 44 Kg
Chargement pour 3 charnières=44Kg
Tragfähigkeit für 3 Türbänder=44Kg
Belasting voor 3 Scharnieren=44Kg

Guarnizione di protezione in dotazione
Seals for glass protection included
Joints de protection en verre inclus
Dichtungen für Glasschutz enthalten
Afdichtingen voor bescherming van glas inbegrepen

CERNIERA AUTOCHIUDENTE REGOLABILE PER PORTA IN VETRO - ADJUSTABLE SELF CLOSING HINGE FOR GLASS DOOR - CHARNIERE A FERMETURE AUTOMATIQUE REGLABLE POUR PORTE EN VERRE - TÜRBAND SELBSTSCHLIESSEND REGULIERBAR FÜR GLASTÜREN



ART.

HGL.502.0000. xx

Ambidestra
Ambidextrous
Ambidextre
Beidhändig
Ambidextrous

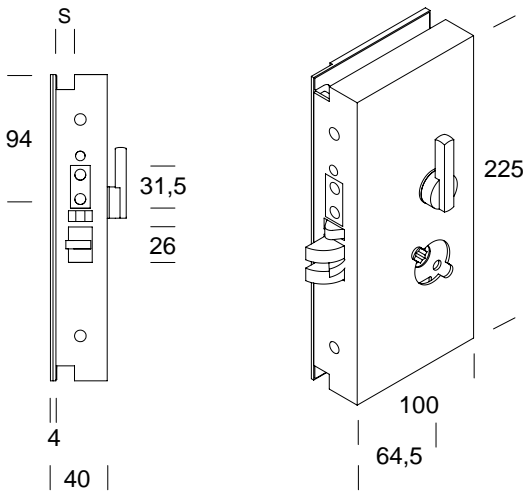
Portata di 3 cerniere = 44 Kg
Max load for 3 hinges = 44 Kg
Chargement pour 3 charnières=44Kg
Tragfähigkeit für 3 Türbänder=44Kg
Belasting voor 3 Scharnieren=44Kg

Guarnizione di protezione in dotazione
Seals for glass protection included
Joints de protection en verre inclus
Dichtungen für Glasschutz enthalten
Afdichtingen voor bescherming van glas inbegrepen

.XX = FINITURA
FINISH
FINITION
AFWERKING
AUSFÜHRUNG



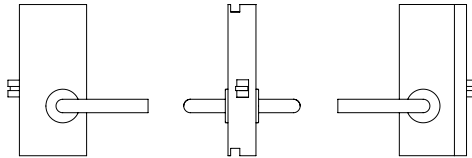
PLACCA CON SERRATURA - CASE WITH LOCK - PLAQUE AVEC SERRURE - TÜRSCHILD MIT SCHLIEßSYSTEM - SCHILD MET SLOT



FUNZIONE - FUNCTION - FONCTION - FUNKTION - FUNCTIE

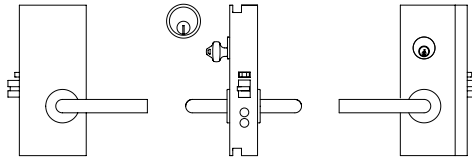
PASSAGE

ANSI F 01
no key - no thumbturn
senza chiave - senza pomolo



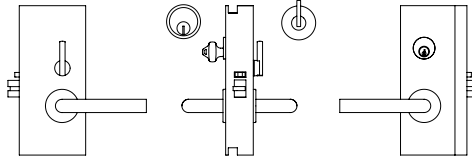
OFFICE / CORRIDOR

ANSI F 04
key - toggle - security egress
chiave - selettore - rilascio di emergenza



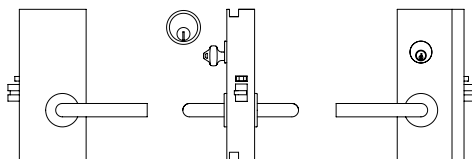
OFFICE / ENTRY

ANSI F 04 + F 13
key - thumbturn - security egress
chiave - pomolo - rilascio di emergenza



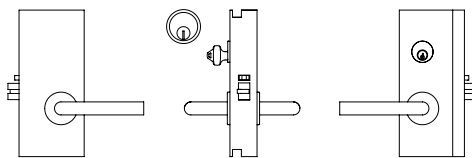
CLASSROOM

ANSI F 05
key - security egress
chiave - rilascio di emergenza



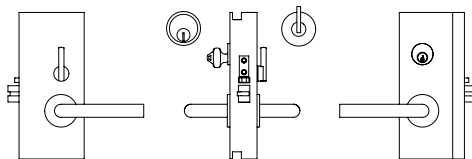
STOREROOM

ANSI F 07
key (outside lever inoperative) - security egress
chiave (maniglia esterna non operante) -
rilascio di emergenza



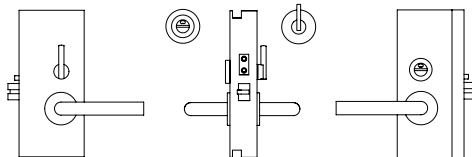
DORMITORY

ANSI F 13
key - thumbturn - deadbolt - security egress
chiave - pomolo - catenaccio - rilascio di emergenza



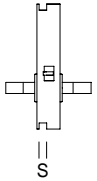
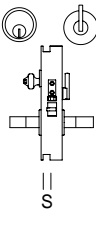
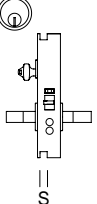
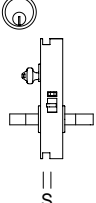
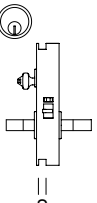
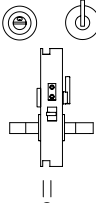
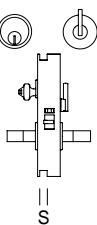
PRIVACY

ANSI F 19
thumbturn - snib indicator - deadbolt - security egress
pomolo - segnalatore libero/occupato - catenaccio -
rilascio di emergenza





◆ .2 RH
AS PICTURED

| | S | ART. | ◆ | | S | ART. | ◆ |
|---------------------------------|------|--|-----------------------|---|------|---|--|
| PASSAGE ANSI F01 | 3/8" | □ • HGU.LCK.0A09. xx . x - 0IT.151.00T4. xx ✕ - 0IT.151.0UT8. xx ∅ | DORMITORY ANSI F13 |  | 3/8" | □ • HGU.LCK.1E09. xx . x - 0IT.151.00T4. xx ✕ - 0IT.151.0UT8. xx ∅ |  |
| | 1/2" | □ • HGU.LCK.0A13. xx . x - 0IT.151.00T4. xx ✕ - 0IT.151.0UT8. xx ∅ | | | 1/2" | □ •* HGU.LCK.2E09. xx . x - 0IT.151.00T4. xx ✕ - 0IT.151.0UT8. xx ∅ | |
| OFFICE/ CORRIDOR ANSI F04 | 3/8" | □ • HGU.LCK.0F09. xx . x - 0IT.151.00T4. xx ✕ - 0IT.151.0UT8. xx ∅ | STOREROOM ANSI F07 |  | 3/8" | □ •* HGU.LCK.2E13. xx . x - 0IT.151.00T4. xx ✕ - 0IT.151.0UT8. xx ∅ |  |
| | 1/2" | □ • HGU.LCK.0F13. xx . x - 0IT.151.00T4. xx ✕ - 0IT.151.0UT8. xx ∅ | | | 1/2" | □ • HGU.LCK.0P13. xx . x - 0IT.151.00T4. xx ✕ - 0IT.151.0UT8. xx ∅ | |
| CLASSROOM ANSI F05 | 3/8" | □ • HGU.LCK.0G09. xx . x - 0IT.151.00T4. xx ✕ - 0IT.151.0UT8. xx ∅ | PRIVACY ANSI F19 |  | 3/8" | □ • HGU.LCK.1M09. xx . x - 0IT.151.00T4. xx ✕ - 0IT.151.0UT8. xx ∅ |  |
| | 1/2" | □ • HGU.LCK.0G13. xx . x - 0IT.151.00T4. xx ✕ - 0IT.151.0UT8. xx ∅ | | | 1/2" | □ •* HGU.LCK.2M09. xx . x - 0IT.151.00T4. xx ✕ - 0IT.151.0UT8. xx ∅ | |
| OFFICE/ENTRY ANSI F04+F13 | 3/8" | □ • HGU.LCK.1I09. xx . x - 0IT.151.00T4. xx ✕ - 0IT.151.0UT8. xx ∅ | |  | 3/8" | □ •* HGU.LCK.2M13. xx . x - 0IT.151.00T4. xx ✕ - 0IT.151.0UT8. xx ∅ | |
| | 1/2" | □ • HGU.LCK.1I13. xx . x - 0IT.151.00T4. xx ✕ - 0IT.151.0UT8. xx ∅ | | | 1/2" | □ •* HGU.LCK.2I13. xx . x - 0IT.151.00T4. xx ✕ - 0IT.151.0UT8. xx ∅ | |

- ◆
- . 1 LEFT HAND (LH)
- . 2 RIGHT HAND (RH)
- . 3 LEFT HAND REVERSE (LHR)
- . 4 RIGHT HAND REVERSE (RHR)

.XX = FINITURA
FINITION
AFWERKING
AUSFÜHRUNG

page 384

• = A RICHIESTA FINITURA PVD
ON REQUEST FINISH PVD
A LA DEMANDE FINITION PVD
AUF ANFRAGE AUSFÜHRUNGEN PVD
OP AANVRAAG AFWERKINGEN PVD

page 384

□ = A RICHIESTA FINITURA ACCIAIO INOX VERNICIATO
ON REQUEST FINISH STAINLESS STEEL
POWDERCOATED
A LA DEMANDE FINITION ACIER INOXIDABLE LAQUÉ
AUF ANFRAGE AUSFÜHRUNGEN EDELSTAHL
ROSTFREI LACKIERT
OP AANVRAAG AFWERKINGEN ROESTVAST STAAL
GELAKT

page 384

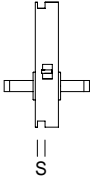
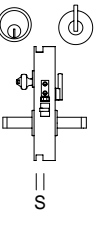
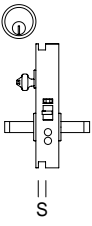
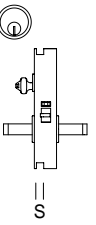
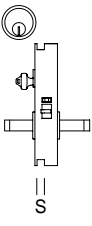
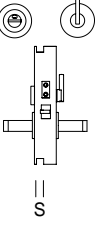
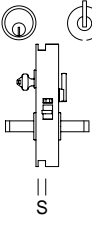

DISPONIBILI PER SPESSORE 10 mm
AVAILABLE FOR THICKNESS 10 mm
DISPONIBLES POUR ÉPAISSEUR 10 mm
VERFÜGBAR FÜR TS 10 mm
BESCHIKBAAR VOOR DIKTE 10 mm

* DISPONIBILE CON POMOLO ADA
AVAILABLE WITH ADA KNOB
DISPONIBLE AVEC BOUTON ADA
VERFÜGBAR MIT TÜRKNOFF ADA
BESCHIKBAAR MIET ADA KNOOP

CILINDRO NON INCLUSO
CYLINDER NOT INCLUDED
CYLINDRE NON INCLUS
ZYLINDER NICHT ENTHALTEN
CYLINDER NIET OPGENOMEN



◆ .2 RH
AS PICTURED

| | S | ART. | ◆ | | S | ART. | ◆ |
|---------------------------------|------|--|-----------------------|--|------|--|--|
| PASSAGE ANSI F01 | 3/8" |  <ul style="list-style-type: none"> □ • HGU.LCK.0A09. xx . x - 0IT.152.00T4. xx ✘ - 0IT.152.0UT8. xx ○ | DORMITORY ANSI F13 |  | 3/8" | <ul style="list-style-type: none"> □ • HGU.LCK.1E09. xx . x - 0IT.152.00T4. xx ✘ - 0IT.152.0UT8. xx ○ | <ul style="list-style-type: none"> □ • * HGU.LCK.2E09. xx . x - 0IT.152.00T4. xx ✘ - 0IT.152.0UT8. xx ○ |
| | 1/2" | <ul style="list-style-type: none"> □ • HGU.LCK.0A13. xx . x - 0IT.152.00T4. xx ✘ - 0IT.152.0UT8. xx ○ | | | 1/2" | <ul style="list-style-type: none"> □ • HGU.LCK.1E13. xx . x - 0IT.152.00T4. xx ✘ - 0IT.152.0UT8. xx ○ | |
| OFFICE/ CORRIDOR ANSI F04 | 3/8" |  <ul style="list-style-type: none"> □ • HGU.LCK.0F09. xx . x - 0IT.152.00T4. xx ✘ - 0IT.152.0UT8. xx ○ | STOREROOM ANSI F07 |  | 3/8" | <ul style="list-style-type: none"> □ • * HGU.LCK.2E13. xx . x - 0IT.152.00T4. xx ✘ - 0IT.152.0UT8. xx ○ | <ul style="list-style-type: none"> □ • HGU.LCK.0P09. xx . x - 0IT.152.00T4. xx ✘ - 0IT.152.0UT8. xx ○ |
| | 1/2" | <ul style="list-style-type: none"> □ • HGU.LCK.0F13. xx . x - 0IT.152.00T4. xx ✘ - 0IT.152.0UT8. xx ○ | | | 1/2" | <ul style="list-style-type: none"> □ • HGU.LCK.0P13. xx . x - 0IT.152.00T4. xx ✘ - 0IT.152.0UT8. xx ○ | |
| CLASSROOM ANSI F05 | 3/8" |  <ul style="list-style-type: none"> □ • HGU.LCK.0G09. xx . x - 0IT.152.00T4. xx ✘ - 0IT.152.0UT8. xx ○ | PRIVACY ANSI F19 |  | 3/8" | <ul style="list-style-type: none"> □ • HGU.LCK.1M09. xx . x - 0IT.152.00T4. xx ✘ - 0IT.152.0UT8. xx ○ | <ul style="list-style-type: none"> □ • * HGU.LCK.2M09. xx . x - 0IT.152.00T4. xx ✘ - 0IT.152.0UT8. xx ○ |
| | 1/2" | <ul style="list-style-type: none"> □ • HGU.LCK.0G13. xx . x - 0IT.152.00T4. xx ✘ - 0IT.152.0UT8. xx ○ | | | 1/2" | <ul style="list-style-type: none"> □ • * HGU.LCK.1M13. xx . x - 0IT.152.00T4. xx ✘ - 0IT.152.0UT8. xx ○ | |
| OFFICE/ENTRY ANSI F04+F13 | 3/8" |  <ul style="list-style-type: none"> □ • HGU.LCK.1I09. xx . x - 0IT.152.00T4. xx ✘ - 0IT.152.0UT8. xx ○ | |  | 3/8" | <ul style="list-style-type: none"> □ • * HGU.LCK.2I09. xx . x - 0IT.152.00T4. xx ✘ - 0IT.152.0UT8. xx ○ | <ul style="list-style-type: none"> □ • * HGU.LCK.2M13. xx . x - 0IT.152.00T4. xx ✘ - 0IT.152.0UT8. xx ○ |
| | 1/2" | <ul style="list-style-type: none"> □ • HGU.LCK.1I13. xx . x - 0IT.152.00T4. xx ✘ - 0IT.152.0UT8. xx ○ | | | 1/2" | <ul style="list-style-type: none"> □ • * HGU.LCK.2I13. xx . x - 0IT.152.00T4. xx ✘ - 0IT.152.0UT8. xx ○ | |

- ◆
- . 1 LEFT HAND (LH)
- . 2 RIGHT HAND (RH)
- . 3 LEFT HAND REVERSE (LHR)
- . 4 RIGHT HAND REVERSE (RHR)

.XX = FINITURA
FINITION
AFWERKING
AUSFÜHRUNG

• = A RICHIESTA FINITURA PVD
ON REQUEST FINISH PVD
A LA DEMANDE FINITION PVD
AUF ANFRAGE AUSFÜHRUNGEN PVD
OP AANVRAAG AFWERKINGEN PVD

□ = A RICHIESTA FINITURA ACCIAIO INOX VERNICIATO
ON REQUEST FINISH STAINLESS STEEL
POWDERCOATED
A LA DEMANDE FINITION ACIER INOXIDABLE LAQUÉ
AUF ANFRAGE AUSFÜHRUNGEN EDELSTAHL
ROSTFREI LACKIERT
OP AANVRAAG AFWERKINGEN ROESTVAST STAAL
GELAKT

DISPONIBILI PER SPESSORE 10 mm
AVAILABLE FOR THICKNESS 10 mm
DISPONIBLES POUR ÉPAISSEUR 10 mm
VERFÜGBAR FÜR TS 10 mm
BESCHIKBAAR VOOR DIKTE 10 mm

* DISPONIBILE CON POMOLO ADA
AVAILABLE WITH ADA KNOB
DISPONIBLE AVEC BOUTON ADA
VERFÜGBAR MIT TÜRKNOFF ADA
BESCHIKBAAR MIET ADA KNOB

CILINDRO NON INCLUSO
CYLINDER NOT INCLUDED
CYLINDRE NON INCLUS
ZYLINDER NICHT ENTHALTEN
CYLINDER NIET OPGENOMEN



◆ .2 RH
AS PICTURED

| | S | ART. | ◆ | | S | ART. | ◆ |
|---------------------------------|------|--|-----------------------|--|------|--|--|
| PASSAGE ANSI F01 | 3/8" | <ul style="list-style-type: none"> □ • HGU.LCK.0A09. xx . x - 0IT.153.00T4. xx ❶ - 0IT.153.0UT8. xx ❷ | DORMITORY ANSI F13 | <ul style="list-style-type: none"> □ • HGU.LCK.1E09. xx . x - 0IT.153.00T4. xx ❶ - 0IT.153.0UT8. xx ❷ | 3/8" | <ul style="list-style-type: none"> □ • HGU.LCK.1E09. xx . x - 0IT.153.00T4. xx ❶ - 0IT.153.0UT8. xx ❷ | <ul style="list-style-type: none"> □ • HGU.LCK.2E09. xx . x - 0IT.153.00T4. xx ❶ - 0IT.153.0UT8. xx ❷ |
| | 1/2" | <ul style="list-style-type: none"> □ • HGU.LCK.0A13. xx . x - 0IT.153.00T4. xx ❶ - 0IT.153.0UT8. xx ❷ | | | 1/2" | <ul style="list-style-type: none"> □ • HGU.LCK.1E13. xx . x - 0IT.153.00T4. xx ❶ - 0IT.153.0UT8. xx ❷ | |
| OFFICE/ CORRIDOR ANSI F04 | 3/8" | <ul style="list-style-type: none"> □ • HGU.LCK.0F09. xx . x - 0IT.153.00T4. xx ❶ - 0IT.153.0UT8. xx ❷ | STOREROOM ANSI F07 | <ul style="list-style-type: none"> □ • HGU.LCK.0P09. xx . x - 0IT.153.00T4. xx ❶ - 0IT.153.0UT8. xx ❷ | 3/8" | <ul style="list-style-type: none"> □ • HGU.LCK.0P09. xx . x - 0IT.153.00T4. xx ❶ - 0IT.153.0UT8. xx ❷ | <ul style="list-style-type: none"> □ • HGU.LCK.0P13. xx . x - 0IT.153.00T4. xx ❶ - 0IT.153.0UT8. xx ❷ |
| | 1/2" | <ul style="list-style-type: none"> □ • HGU.LCK.0F13. xx . x - 0IT.153.00T4. xx ❶ - 0IT.153.0UT8. xx ❷ | | | 1/2" | <ul style="list-style-type: none"> □ • HGU.LCK.1E13. xx . x - 0IT.153.00T4. xx ❶ - 0IT.153.0UT8. xx ❷ | |
| CLASSROOM ANSI F05 | 3/8" | <ul style="list-style-type: none"> □ • HGU.LCK.0G09. xx . x - 0IT.153.00T4. xx ❶ - 0IT.153.0UT8. xx ❷ | PRIVACY ANSI F19 | <ul style="list-style-type: none"> □ • HGU.LCK.1M09. xx . x - 0IT.153.00T4. xx ❶ - 0IT.153.0UT8. xx ❷ | 3/8" | <ul style="list-style-type: none"> □ • HGU.LCK.1M09. xx . x - 0IT.153.00T4. xx ❶ - 0IT.153.0UT8. xx ❷ | <ul style="list-style-type: none"> □ • HGU.LCK.2M09. xx . x - 0IT.153.00T4. xx ❶ - 0IT.153.0UT8. xx ❷ |
| | 1/2" | <ul style="list-style-type: none"> □ • HGU.LCK.0G13. xx . x - 0IT.153.00T4. xx ❶ - 0IT.153.0UT8. xx ❷ | | | 1/2" | <ul style="list-style-type: none"> □ • HGU.LCK.1M13. xx . x - 0IT.153.00T4. xx ❶ - 0IT.153.0UT8. xx ❷ | |
| OFFICE/ENTRY ANSI F04+F13 | 3/8" | <ul style="list-style-type: none"> □ • HGU.LCK.1I09. xx . x - 0IT.153.00T4. xx ❶ - 0IT.153.0UT8. xx ❷ | | <ul style="list-style-type: none"> □ • HGU.LCK.2M13. xx . x - 0IT.153.00T4. xx ❶ - 0IT.153.0UT8. xx ❷ | 3/8" | <ul style="list-style-type: none"> □ • HGU.LCK.2M13. xx . x - 0IT.153.00T4. xx ❶ - 0IT.153.0UT8. xx ❷ | <ul style="list-style-type: none"> □ • HGU.LCK.2M13. xx . x - 0IT.153.00T4. xx ❶ - 0IT.153.0UT8. xx ❷ |
| | 1/2" | <ul style="list-style-type: none"> □ • HGU.LCK.2I09. xx . x - 0IT.153.00T4. xx ❶ - 0IT.153.0UT8. xx ❷ | | | 1/2" | <ul style="list-style-type: none"> □ • HGU.LCK.2I13. xx . x - 0IT.153.00T4. xx ❶ - 0IT.153.0UT8. xx ❷ | |

- ◆
- . 1 LEFT HAND (LH)
- . 2 RIGHT HAND (RH)
- . 3 LEFT HAND REVERSE (LHR)
- . 4 RIGHT HAND REVERSE (RHR)

.XX = FINITURA
FINISH
FINITION
AFWERKING
AUSFÜHRUNG

page 384

● = A RICHIESTA FINITURA PVD
ON REQUEST FINISH PVD
A LA DEMANDE FINITION PVD
AUF ANFRAGE AUSFÜHRUNGEN PVD
OP AANVRAAG AFWERKINGEN PVD

page 384

□ = A RICHIESTA FINITURA ACCIAIO INOX VERNICIATO
ON REQUEST FINISH STAINLESS STEEL
POWDERCOATED
A LA DEMANDE FINITION ACIER INOXIDABLE LAQUÉ
AUF ANFRAGE AUSFÜHRUNGEN EDELSTAHL
ROSTFREI LACKIERT
OP AANVRAAG AFWERKINGEN ROESTVAST STAAL
GELAKT

page 384

DISPONIBILI PER SPESSORE 10 mm
AVAILABLE FOR THICKNESS 10 mm
DISPONIBLES POUR ÉPAISSEUR 10 mm
VERFÜGBAR FÜR TS 10 mm
BESCHIKBAAR VOOR DIKTE 10 mm

* DISPONIBILE CON POMOLO ADA
AVAILABLE WITH ADA KNOB
DISPONIBLE AVEC BOUTON ADA
VERFÜGBAR MIT TÜRKNOFF ADA
BESCHIKBAAR MIET ADA KNOB

CILINDRO NON INCLUSO
CYLINDER NOT INCLUDED
CYLINDRE NON INCLUS
ZYLINDER NICHT ENTHALTEN
CYLINDER NIET OPGENOMEN



◆ .2 RH
AS PICTURED

| | S | ART. | ◆ | | S | ART. | ◆ |
|---------------------------------|------|------|---|-----------------------|------|------|---|
| PASSAGE ANSI F01 | 3/8" | | <ul style="list-style-type: none"> • HGU.LCK.0A09. xx . x - YOD.001.00T4. xx ✕ - YOD.001.0UT8. xx ∅ | DORMITORY ANSI F13 | 3/8" | | <ul style="list-style-type: none"> • HGU.LCK.1E09. xx . x - YOD.001.00T4. xx ✕ - YOD.001.0UT8. xx ∅ |
| | 1/2" | | <ul style="list-style-type: none"> • HGU.LCK.0A13. xx . x - YOD.001.00T4. xx ✕ - YOD.001.0UT8. xx ∅ | | 1/2" | | <ul style="list-style-type: none"> •* HGU.LCK.2E09. xx . x - YOD.001.00T4. xx ✕ - YOD.001.0UT8. xx ∅ |
| OFFICE/ CORRIDOR ANSI F04 | 3/8" | | <ul style="list-style-type: none"> • HGU.LCK.0F09. xx . x - YOD.001.00T4. xx ✕ - YOD.001.0UT8. xx ∅ | STOREROOM ANSI F07 | 3/8" | | <ul style="list-style-type: none"> • HGU.LCK.0P09. xx . x - YOD.001.00T4. xx ✕ - YOD.001.0UT8. xx ∅ |
| | 1/2" | | <ul style="list-style-type: none"> • HGU.LCK.0F13. xx . x - YOD.001.00T4. xx ✕ - YOD.001.0UT8. xx ∅ | | 1/2" | | <ul style="list-style-type: none"> •* HGU.LCK.2E13. xx . x - YOD.001.00T4. xx ✕ - YOD.001.0UT8. xx ∅ |
| CLASSROOM ANSI F05 | 3/8" | | <ul style="list-style-type: none"> • HGU.LCK.0G09. xx . x - YOD.001.00T4. xx ✕ - YOD.001.0UT8. xx ∅ | PRIVACY ANSI F19 | 3/8" | | <ul style="list-style-type: none"> • HGU.LCK.1M09. xx . x - YOD.001.00T4. xx ✕ - YOD.001.0UT8. xx ∅ |
| | 1/2" | | <ul style="list-style-type: none"> • HGU.LCK.0G13. xx . x - YOD.001.00T4. xx ✕ - YOD.001.0UT8. xx ∅ | | 1/2" | | <ul style="list-style-type: none"> •* HGU.LCK.2M09. xx . x - YOD.001.00T4. xx ✕ - YOD.001.0UT8. xx ∅ |
| OFFICE/ENTRY ANSI F04+F13 | 3/8" | | <ul style="list-style-type: none"> • HGU.LCK.1I09. xx . x - YOD.001.00T4. xx ✕ - YOD.001.0UT8. xx ∅ | | 3/8" | | <ul style="list-style-type: none"> •* HGU.LCK.2M13. xx . x - YOD.001.00T4. xx ✕ - YOD.001.0UT8. xx ∅ |
| | 1/2" | | <ul style="list-style-type: none"> •* HGU.LCK.2I09. xx . x - YOD.001.00T4. xx ✕ - YOD.001.0UT8. xx ∅ | | 1/2" | | <ul style="list-style-type: none"> • HGU.LCK.1I13. xx . x - YOD.001.00T4. xx ✕ - YOD.001.0UT8. xx ∅ |
| | | | <ul style="list-style-type: none"> •* HGU.LCK.2I13. xx . x - YOD.001.00T4. xx ✕ - YOD.001.0UT8. xx ∅ | | | | <ul style="list-style-type: none"> ◆ . 1 LEFT HAND (LH) . 2 RIGHT HAND (RH) . 3 LEFT HAND REVERSE (LHR) . 4 RIGHT HAND REVERSE (RHR) |

.XX = FINITURA
FINISH
FINITION
AFWERKING
AUSFÜHRUNG

• = A RICHIESTA FINITURA PVD
ON REQUEST FINISH PVD
A LA DEMANDE FINITION PVD
AUF ANFRAGE AUSFÜHRUNGEN PVD
OP AANVRAAG AFWERKINGEN PVD



DISPONIBILI PER SPESSORE 10 mm
AVAILABLE FOR THICKNESS 10 mm
DISPONIBLES POUR ÉPAISSEUR 10 mm
VERFÜGBAR FÜR TS 10 mm
BESCHIKBAAR VOOR DIKTE 10 mm

* DISPONIBILE CON POMOLO ADA
AVAILABLE WITH ADA KNOB
DISPONIBLE AVEC BOUTON ADA
VERFÜGBAR MIT TÜRKNOPF ADA
BESCHIKBAAR MIET ADA KNOOP

CILINDRO NON INCLUSO
CYLINDER NOT INCLUDED
CYLINDRE NON INCLUS
ZYLINDER NICHT ENTHALTEN
CYLINDER NIET OPGENOMEN



◆ .2 RH
AS PICTURED

| | S | ART. | ◆ | | S | ART. | ◆ |
|---------------------------------|------|---|-----------------------|--|---|---|---|
| PASSAGE ANSI F01 | 3/8" | • HGU.LCK.0A09. xx . x - YOD.002.00T4. xx ✕ - YOD.002.0UT8. xx ⌀ | DORMITORY ANSI F13 | | 3/8" | • HGU.LCK.1E09. xx . x - YOD.002.00T4. xx ✕ - YOD.002.0UT8. xx ⌀ | |
| | 1/2" | • HGU.LCK.0A13. xx . x - YOD.002.00T4. xx ✕ - YOD.002.0UT8. xx ⌀ | | | 1/2" | • *HGU.LCK.2E09. xx . x - YOD.002.00T4. xx ✕ - YOD.002.0UT8. xx ⌀ | |
| OFFICE/ CORRIDOR ANSI F04 | 3/8" | • HGU.LCK.0F09. xx . x - YOD.002.00T4. xx ✕ - YOD.002.0UT8. xx ⌀ | STOREROOM ANSI F07 | | 3/8" | • HGU.LCK.0P09. xx . x - YOD.002.00T4. xx ✕ - YOD.002.0UT8. xx ⌀ | |
| | 1/2" | • HGU.LCK.0F13. xx . x - YOD.002.00T4. xx ✕ - YOD.002.0UT8. xx ⌀ | | | 1/2" | • HGU.LCK.1E13. xx . x - YOD.002.00T4. xx ✕ - YOD.002.0UT8. xx ⌀ | |
| CLASSROOM ANSI F05 | 3/8" | • HGU.LCK.0G09. xx . x - YOD.002.00T4. xx ✕ - YOD.002.0UT8. xx ⌀ | PRIVACY ANSI F19 | | 3/8" | • HGU.LCK.0P13. xx . x - YOD.002.00T4. xx ✕ - YOD.002.0UT8. xx ⌀ | |
| | 1/2" | • HGU.LCK.0G13. xx . x - YOD.002.00T4. xx ✕ - YOD.002.0UT8. xx ⌀ | | | 1/2" | • *HGU.LCK.1M09. xx . x - YOD.002.00T4. xx ✕ - YOD.002.0UT8. xx ⌀ | |
| OFFICE/ENTRY ANSI F04+F13 | 3/8" | • HGU.LCK.1I09. xx . x - YOD.002.00T4. xx ✕ - YOD.002.0UT8. xx ⌀ | | | 3/8" | • *HGU.LCK.2M09. xx . x - YOD.002.00T4. xx ✕ - YOD.002.0UT8. xx ⌀ | |
| | 1/2" | • *HGU.LCK.2I09. xx . x - YOD.002.00T4. xx ✕ - YOD.002.0UT8. xx ⌀ | | | 1/2" | • HGU.LCK.1M13. xx . x - YOD.002.00T4. xx ✕ - YOD.002.0UT8. xx ⌀ | |
| | | • HGU.LCK.1I13. xx . x - YOD.002.00T4. xx ✕ - YOD.002.0UT8. xx ⌀ | | | • *HGU.LCK.2M13. xx . x - YOD.002.00T4. xx ✕ - YOD.002.0UT8. xx ⌀ | | |

- ◆
- . 1 LEFT HAND (LH)
- . 2 RIGHT HAND (RH)
- . 3 LEFT HAND REVERSE (LHR)
- . 4 RIGHT HAND REVERSE (RHR)

.XX = FINITURA
FINISH
AFWERKING
AUSFÜHRUNG

◆ = A RICHIESTA FINITURA PVD
ON REQUEST FINISH PVD
A LA DEMANDE FINITION PVD
AUF ANFRAGE AUSFÜHRUNGEN PVD
OP AANVRAAG AFWERKINGEN PVD



DISPONIBILI PER SPESSORE 10 mm
AVAILABLE FOR THICKNESS 10 mm
DISPONIBLES POUR ÉPAISSEUR 10 mm
VERFÜGBAR FÜR TS 10 mm
BESCHIKBAAR VOOR DIKTE 10 mm

* DISPONIBILE CON POMOLO ADA
AVAILABLE WITH ADA KNOB
DISPONIBLE AVEC BOUTON ADA
VERFÜGBAR MIT TÜRKNOFF ADA
BESCHIKBAAR MIET ADA KNOOP

CILINDRO NON INCLUSO
CYLINDER NOT INCLUDED
CYLINDRE NON INCLUS
ZYLINDER NICHT ENTHALTEN
CYLINDER NIET OPGENOMEN



◆ .2 RH
AS PICTURED

| | S | ART. | ◆ | | S | ART. | ◆ |
|---------------------------------|------|--|-----------------------|--|------|--|--|
| PASSAGE ANSI F01 | 3/8" | □ • HGU.LCK.0A09. xx . x - YOD.003.00T4. xx ✗ - YOD.003.0UT8. xx ∅ | DORMITORY ANSI F13 | □ • HGU.LCK.1E09. xx . x - YOD.003.00T4. xx ✗ - YOD.003.0UT8. xx ∅ | 3/8" | □ • HGU.LCK.1E09. xx . x - YOD.003.00T4. xx ✗ - YOD.003.0UT8. xx ∅ | □ * HGU.LCK.2E09. xx . x - YOD.003.00T4. xx ✗ - YOD.003.0UT8. xx ∅ |
| | 1/2" | □ • HGU.LCK.0A13. xx . x - YOD.003.00T4. xx ✗ - YOD.003.0UT8. xx ∅ | | | 1/2" | □ • HGU.LCK.1E13. xx . x - YOD.003.00T4. xx ✗ - YOD.003.0UT8. xx ∅ | |
| OFFICE/ CORRIDOR ANSI F04 | 3/8" | □ • HGU.LCK.0F09. xx . x - YOD.003.00T4. xx ✗ - YOD.003.0UT8. xx ∅ | STOREROOM ANSI F07 | □ * HGU.LCK.2E13. xx . x - YOD.003.00T4. xx ✗ - YOD.003.0UT8. xx ∅ | 3/8" | □ • HGU.LCK.0P09. xx . x - YOD.003.00T4. xx ✗ - YOD.003.0UT8. xx ∅ | □ HGU.LCK.0P13. xx . x - YOD.003.00T4. xx ✗ - YOD.003.0UT8. xx ∅ |
| | 1/2" | □ • HGU.LCK.0F13. xx . x - YOD.003.00T4. xx ✗ - YOD.003.0UT8. xx ∅ | | | 1/2" | □ • HGU.LCK.0G09. xx . x - YOD.003.00T4. xx ✗ - YOD.003.0UT8. xx ∅ | |
| CLASSROOM ANSI F05 | 3/8" | □ • HGU.LCK.0G09. xx . x - YOD.003.00T4. xx ✗ - YOD.003.0UT8. xx ∅ | PRIVACY ANSI F19 | □ • HGU.LCK.1M09. xx . x - YOD.003.00T4. xx ✗ - YOD.003.0UT8. xx ∅ | 3/8" | □ • HGU.LCK.1M09. xx . x - YOD.003.00T4. xx ✗ - YOD.003.0UT8. xx ∅ | □ * HGU.LCK.2M09. xx . x - YOD.003.00T4. xx ✗ - YOD.003.0UT8. xx ∅ |
| | 1/2" | □ • HGU.LCK.0G13. xx . x - YOD.003.00T4. xx ✗ - YOD.003.0UT8. xx ∅ | | | 1/2" | □ • HGU.LCK.1M13. xx . x - YOD.003.00T4. xx ✗ - YOD.003.0UT8. xx ∅ | |
| OFFICE/ENTRY ANSI F04+F13 | 3/8" | □ • HGU.LCK.1I09. xx . x - YOD.003.00T4. xx ✗ - YOD.003.0UT8. xx ∅ | | □ * HGU.LCK.2M13. xx . x - YOD.003.00T4. xx ✗ - YOD.003.0UT8. xx ∅ | 3/8" | □ • HGU.LCK.1M09. xx . x - YOD.003.00T4. xx ✗ - YOD.003.0UT8. xx ∅ | □ * HGU.LCK.2M13. xx . x - YOD.003.00T4. xx ✗ - YOD.003.0UT8. xx ∅ |
| | 1/2" | □ • HGU.LCK.1I13. xx . x - YOD.003.00T4. xx ✗ - YOD.003.0UT8. xx ∅ | | | 1/2" | □ * HGU.LCK.2I13. xx . x - YOD.003.00T4. xx ✗ - YOD.003.0UT8. xx ∅ | |

- ◆
- . 1 LEFT HAND (LH)
- . 2 RIGHT HAND (RH)
- . 3 LEFT HAND REVERSE (LHR)
- . 4 RIGHT HAND REVERSE (RHR)

.XX = FINITURA
FINISH
FINITION
AFWERKING
AUSFÜHRUNG

page 384

• = A RICHIESTA FINITURA PVD
ON REQUEST FINISH PVD
A LA DEMANDE FINITION PVD
AUF ANFRAGE AUSFÜHRUNGEN PVD
OP AANVRAAG AFWERKINGEN PVD

page 384

□ = A RICHIESTA FINITURA ACCIAIO INOX VERNICIATO
ON REQUEST FINISH STAINLESS STEEL
POWDERCOATED
A LA DEMANDE FINITION ACIER INOXIDABLE LAQUÉ
AUF ANFRAGE AUSFÜHRUNGEN EDELSTAHL
ROSTFREI LACKIERT
OP AANVRAAG AFWERKINGEN ROESTVAST STAAL
GELAKT

page 384



























DISPONIBILI PER SPESSORE 10 mm
AVAILABLE FOR THICKNESS 10 mm
DISPONIBLES POUR ÉPAISSEUR 10 mm
VERFÜGBAR FÜR TS 10 mm
BESCHIKBAAR VOOR DIKTE 10 mm

* DISPONIBILE CON POMOLO ADA
AVAILABLE WITH ADA KNOB
DISPONIBLE AVEC BOUTON ADA
VERFÜGBAR MIT TÜRKNOFF ADA
BESCHIKBAAR MIET ADA KNOB

CILINDRO NON INCLUSO
CYLINDER NOT INCLUDED
CYLINDRE NON INCLUS
ZYLINDER NICHT ENTHALTEN
CYLINDER NIET OPGENOMEN



◆ .2 RH
AS PICTURED

| | S | ART. | ◆ | | S | ART. | ◆ |
|---------------------------------|------|--|---|-----------------------|------|--|---|
| PASSAGE ANSI F01 | 3/8" |  HGU.LCK.0A09. xx . x - 2MM.015.00T4. xx ✘ - 2MM.015.0UT8. xx ⌀ |  | DORMITORY ANSI F13 | 3/8" |  HGU.LCK.1E09. xx . x - 2MM.015.00T4. xx ✘ - 2MM.015.00T4. xx ⌀ |  |
| | 1/2" |  HGU.LCK.0A13. xx . x - 2MM.015.00T4. xx ✘ - 2MM.015.0UT8. xx ⌀ | | | 1/2" |  * HGU.LCK.2E09. xx . x - 2MM.015.00T4. xx ✘ - 2MM.015.00T4. xx ⌀ | |
| OFFICE/ CORRIDOR ANSI F04 | 3/8" |  HGU.LCK.0F09. xx . x - 2MM.015.00T4. xx ✘ - 2MM.015.0UT8. xx ⌀ |  | STOREROOM ANSI F07 | 3/8" |  HGU.LCK.0P09. xx . x - 2MM.015.00T4. xx ✘ - 2MM.015.00T4. xx ⌀ |  |
| | 1/2" |  HGU.LCK.0F13. xx . x - 2MM.015.00T4. xx ✘ - 2MM.015.0UT8. xx ⌀ | | | 1/2" |  HGU.LCK.1E13. xx . x - 2MM.015.00T4. xx ✘ - 2MM.015.00T4. xx ⌀ | |
| CLASSROOM ANSI F05 | 3/8" |  HGU.LCK.0G09. xx . x - 2MM.015.00T4. xx ✘ - 2MM.015.0UT8. xx ⌀ |  | PRIVACY ANSI F19 | 3/8" |  HGU.LCK.1M09. xx . x - 2MM.015.00T4. xx ✘ - 2MM.015.00T4. xx ⌀ |  |
| | 1/2" |  HGU.LCK.0G13. xx . x - 2MM.015.00T4. xx ✘ - 2MM.015.0UT8. xx ⌀ | | | 1/2" |  * HGU.LCK.2M09. xx . x - 2MM.015.00T4. xx ✘ - 2MM.015.00T4. xx ⌀ | |
| OFFICE/ENTRY ANSI F04+F13 | 3/8" |  HGU.LCK.1I09. xx . x - 2MM.015.00T4. xx ✘ - 2MM.015.0UT8. xx ⌀ |  | | 3/8" |  * HGU.LCK.2M13. xx . x - 2MM.015.00T4. xx ✘ - 2MM.015.00T4. xx ⌀ |  |
| | 1/2" |  * HGU.LCK.2I09. xx . x - 2MM.015.00T4. xx ✘ - 2MM.015.0UT8. xx ⌀ | | | 1/2" |  HGU.LCK.1M13. xx . x - 2MM.015.00T4. xx ✘ - 2MM.015.00T4. xx ⌀ | |
| | |  * HGU.LCK.2I13. xx . x - 2MM.015.00T4. xx ✘ - 2MM.015.0UT8. xx ⌀ |  | | | | |

- ◆
- . 1 LEFT HAND (LH)
- . 2 RIGHT HAND (RH)
- . 3 LEFT HAND REVERSE (LHR)
- . 4 RIGHT HAND REVERSE (RHR)

.XX = FINITURA
FINISH
FINITION
AFWERKING
AUSFÜHRUNG

DISPONIBILI PER SPESSORE 10 mm
AVAILABLE FOR THICKNESS 10 mm
DISPONIBLES POUR ÉPAISSEUR 10 mm
VERFÜGBAR FÜR TS 10 mm
BESCHIKBAAR VOOR DIKTE 10 mm

* DISPONIBILE CON POMOLO ADA
AVAILABLE WITH ADA KNOB
DISPONIBLE AVEC BOUTON ADA
VERFÜGBAR MIT TÜRKNOFF ADA
BESCHIKBAAR MIET ADA KNOOP

CILINDRO NON INCLUSO
CYLINDER NOT INCLUDED
CYLINDRE NON INCLUS
ZYLINDER NICHT ENTHALTEN
CYLINDER NIET OPGENOMEN



◆ .2 RH
AS PICTURED

| | S | ART. | ◆ | | S | ART. | ◆ |
|---------------------------------|------|--|-----------------------|--|------|--|---|
| PASSAGE ANSI F01 | 3/8" | <ul style="list-style-type: none"> • HGU.LCK.0A09. xx . x - 2MM.020.00T4. xx ✗ - 2MM.020.0UT8. xx ∅ | DORMITORY ANSI F13 | | 3/8" | <ul style="list-style-type: none"> • HGU.LCK.1E09. xx . x - 2MM.020.00T4. xx ✗ - 2MM.020.0UT8. xx ∅ | |
| | 1/2" | <ul style="list-style-type: none"> • HGU.LCK.0A13. xx . x - 2MM.020.00T4. xx ✗ - 2MM.020.0UT8. xx ∅ | | | 1/2" | <ul style="list-style-type: none"> • * HGU.LCK.2E09. xx . x - 2MM.020.00T4. xx ✗ - 2MM.020.0UT8. xx ∅ | |
| OFFICE/ CORRIDOR ANSI F04 | 3/8" | <ul style="list-style-type: none"> • HGU.LCK.0F09. xx . x - 2MM.020.00T4. xx ✗ - 2MM.020.0UT8. xx ∅ | STOREROOM ANSI F07 | | 3/8" | <ul style="list-style-type: none"> • * HGU.LCK.2E13. xx . x - 2MM.020.00T4. xx ✗ - 2MM.020.0UT8. xx ∅ | |
| | 1/2" | <ul style="list-style-type: none"> • HGU.LCK.0F13. xx . x - 2MM.020.00T4. xx ✗ - 2MM.020.0UT8. xx ∅ | | | 1/2" | <ul style="list-style-type: none"> • HGU.LCK.1E13. xx . x - 2MM.020.00T4. xx ✗ - 2MM.020.0UT8. xx ∅ | |
| CLASSROOM ANSI F05 | 3/8" | <ul style="list-style-type: none"> • HGU.LCK.0G09. xx . x - 2MM.020.00T4. xx ✗ - 2MM.020.0UT8. xx ∅ | PRIVACY ANSI F19 | | 3/8" | <ul style="list-style-type: none"> • HGU.LCK.0P09. xx . x - 2MM.020.00T4. xx ✗ - 2MM.020.0UT8. xx ∅ | |
| | 1/2" | <ul style="list-style-type: none"> • HGU.LCK.0G13. xx . x - 2MM.020.00T4. xx ✗ - 2MM.020.0UT8. xx ∅ | | | 1/2" | <ul style="list-style-type: none"> • HGU.LCK.0P13. xx . x - 2MM.020.00T4. xx ✗ - 2MM.020.0UT8. xx ∅ | |
| OFFICE/ENTRY ANSI F04+F13 | 3/8" | <ul style="list-style-type: none"> • HGU.LCK.1I09. xx . x - 2MM.020.00T4. xx ✗ - 2MM.020.0UT8. xx ∅ | | | 3/8" | <ul style="list-style-type: none"> • HGU.LCK.1M09. xx . x - 2MM.020.00T4. xx ✗ - 2MM.020.0UT8. xx ∅ | |
| | | <ul style="list-style-type: none"> • * HGU.LCK.2I09. xx . x - 2MM.020.00T4. xx ✗ - 2MM.020.0UT8. xx ∅ | | | 1/2" | <ul style="list-style-type: none"> • * HGU.LCK.2M09. xx . x - 2MM.020.00T4. xx ✗ - 2MM.020.0UT8. xx ∅ | |
| | 1/2" | <ul style="list-style-type: none"> • HGU.LCK.1I13. xx . x - 2MM.020.00T4. xx ✗ - 2MM.020.0UT8. xx ∅ | | | 1/2" | <ul style="list-style-type: none"> • * HGU.LCK.2M13. xx . x - 2MM.020.00T4. xx ✗ - 2MM.020.0UT8. xx ∅ | |
| | | <ul style="list-style-type: none"> • * HGU.LCK.2I13. xx . x - 2MM.020.00T4. xx ✗ - 2MM.020.0UT8. xx ∅ | | | | | |

- ◆
- . 1 LEFT HAND (LH)
- . 2 RIGHT HAND (RH)
- . 3 LEFT HAND REVERSE (LHR)
- . 4 RIGHT HAND REVERSE (RHR)

.XX = FINITURA
FINISH
FINITION
AFWERKING
AUSFÜHRUNG

page 384

• = A RICHIESTA FINITURA PVD
ON REQUEST FINISH PVD
A LA DEMANDE FINITION PVD
AUF ANFRAGE AUSFÜHRUNGEN PVD
OP AANVRAAG AFWERKINGEN PVD

page 384

□ = A RICHIESTA FINITURA ACCIAIO INOX VERNICIATO
ON REQUEST FINISH STAINLESS STEEL
POWDERCOATED
A LA DEMANDE FINITION ACIER INOXIDABLE LAQUÉ
AUF ANFRAGE AUSFÜHRUNGEN EDELSTAHL
ROSTFREI LACKIERT
OP AANVRAAG AFWERKINGEN ROESTVAST STAAL
GELAKT

page 384

DISPONIBILI PER SPESSORE 10 mm
AVAILABLE FOR THICKNESS 10 mm
DISPONIBLES POUR ÉPAISSEUR 10 mm
VERFÜGBAR FÜR TS 10 mm
BESCHIKBAAR VOOR DIKTE 10 mm

* DISPONIBILE CON POMOLO ADA
AVAILABLE WITH ADA KNOB
DISPONIBLE AVEC BOUTON ADA
VERFÜGBAR MIT TÜRKNOFF ADA
BESCHIKBAAR MIET ADA KNOB

CILINDRO NON INCLUSO
CYLINDER NOT INCLUDED
CYLINDRE NON INCLUS
ZYLINDER NICHT ENTHALTEN
CYLINDER NIET OPGENOMEN



◆ .2 RH
AS PICTURED

| | S | ART. | ◆ | | S | ART. | ◆ |
|---------------------------------|------|---|-----------------------|---|------|---|---|
| PASSAGE ANSI F01 | 3/8" | <ul style="list-style-type: none"> □ • HGU.LCK.0A09. xx . x - 2MM.20S.00T4. xx ✕ - 2MM.20S.00T8. xx ∅ | DORMITORY ANSI F13 | <ul style="list-style-type: none"> □ • HGU.LCK.1E09. xx . x - 2MM.20S.00T4. xx ✕ - 2MM.20S.00T8. xx ∅ | 3/8" | <ul style="list-style-type: none"> □ • HGU.LCK.1E09. xx . x - 2MM.20S.00T4. xx ✕ - 2MM.20S.00T8. xx ∅ | <ul style="list-style-type: none"> □ •* HGU.LCK.2E09. xx . x - 2MM.20S.00T4. xx ✕ - 2MM.20S.00T8. xx ∅ |
| | 1/2" | <ul style="list-style-type: none"> □ • HGU.LCK.0A13. xx . x - 2MM.20S.00T4. xx ✕ - 2MM.20S.00T8. xx ∅ | | | 1/2" | <ul style="list-style-type: none"> □ • HGU.LCK.1E13. xx . x - 2MM.20S.00T4. xx ✕ - 2MM.20S.00T8. xx ∅ | |
| OFFICE/ CORRIDOR ANSI F04 | 3/8" | <ul style="list-style-type: none"> □ • HGU.LCK.0F09. xx . x - 2MM.20S.00T4. xx ✕ - 2MM.20S.00T8. xx ∅ | STOREROOM ANSI F07 | <ul style="list-style-type: none"> □ •* HGU.LCK.2E13. xx . x - 2MM.20S.00T4. xx ✕ - 2MM.20S.00T8. xx ∅ | 3/8" | <ul style="list-style-type: none"> □ • HGU.LCK.0P09. xx . x - 2MM.20S.00T4. xx ✕ - 2MM.20S.00T8. xx ∅ | <ul style="list-style-type: none"> □ • HGU.LCK.0P13. xx . x - 2MM.20S.00T4. xx ✕ - 2MM.20S.00T8. xx ∅ |
| | 1/2" | <ul style="list-style-type: none"> □ • HGU.LCK.0F13. xx . x - 2MM.20S.00T4. xx ✕ - 2MM.20S.00T8. xx ∅ | | | 1/2" | <ul style="list-style-type: none"> □ • HGU.LCK.0G09. xx . x - 2MM.20S.00T4. xx ✕ - 2MM.20S.00T8. xx ∅ | |
| CLASSROOM ANSI F05 | 3/8" | <ul style="list-style-type: none"> □ • HGU.LCK.0G09. xx . x - 2MM.20S.00T4. xx ✕ - 2MM.20S.00T8. xx ∅ | PRIVACY ANSI F19 | <ul style="list-style-type: none"> □ •* HGU.LCK.2M09. xx . x - 2MM.20S.00T4. xx ✕ - 2MM.20S.00T8. xx ∅ | 3/8" | <ul style="list-style-type: none"> □ • HGU.LCK.1M09. xx . x - 2MM.20S.00T4. xx ✕ - 2MM.20S.00T8. xx ∅ | <ul style="list-style-type: none"> □ •* HGU.LCK.2M13. xx . x - 2MM.20S.00T4. xx ✕ - 2MM.20S.00T8. xx ∅ |
| | 1/2" | <ul style="list-style-type: none"> □ • HGU.LCK.0G13. xx . x - 2MM.20S.00T4. xx ✕ - 2MM.20S.00T8. xx ∅ | | | 1/2" | <ul style="list-style-type: none"> □ •* HGU.LCK.2I09. xx . x - 2MM.20S.00T4. xx ✕ - 2MM.20S.00T8. xx ∅ | |
| OFFICE/ENTRY ANSI F04+F13 | 3/8" | <ul style="list-style-type: none"> □ • HGU.LCK.1I09. xx . x - 2MM.20S.00T4. xx ✕ - 2MM.20S.00T8. xx ∅ | | <ul style="list-style-type: none"> □ •* HGU.LCK.2I13. xx . x - 2MM.20S.00T4. xx ✕ - 2MM.20S.00T8. xx ∅ | 3/8" | <ul style="list-style-type: none"> □ • HGU.LCK.1M13. xx . x - 2MM.20S.00T4. xx ✕ - 2MM.20S.00T8. xx ∅ | |
| | 1/2" | <ul style="list-style-type: none"> □ •* HGU.LCK.2I13. xx . x - 2MM.20S.00T4. xx ✕ - 2MM.20S.00T8. xx ∅ | | | 1/2" | <ul style="list-style-type: none"> □ •* HGU.LCK.2M13. xx . x - 2MM.20S.00T4. xx ✕ - 2MM.20S.00T8. xx ∅ | |

- ◆
- . 1 LEFT HAND (LH)
- . 2 RIGHT HAND (RH)
- . 3 LEFT HAND REVERSE (LHR)
- . 4 RIGHT HAND REVERSE (RHR)

.XX = FINITURA
FINISH
FINITION
AFWERKING
AUSFÜHRUNG

page 384

● = A RICHIESTA FINITURA PVD
ON REQUEST FINISH PVD
A LA DEMANDE FINITION PVD
AUF ANFRAGE AUSFÜHRUNGEN PVD
OP AANVRAAG AFWERKINGEN PVD

page 384

□ = A RICHIESTA FINITURA ACCIAIO INOX VERNICIATO
ON REQUEST FINISH STAINLESS STEEL
POWDERCOATED
A LA DEMANDE FINITION ACIER INOXIDABLE LAQUÉ
AUF ANFRAGE AUSFÜHRUNGEN EDELSTAHL
ROSTFREI LACKIERT
OP AANVRAAG AFWERKINGEN ROESTVAST STAAL
GELAKT

page 384

DISPONIBILI PER SPESSORE 10 mm
AVAILABLE FOR THICKNESS 10 mm
DISPONIBLES POUR ÉPAISSEUR 10 mm
VERFÜGBAR FÜR TS 10 mm
BESCHIKBAAR VOOR DIKTE 10 mm

* DISPONIBILE CON POMOLO ADA
AVAILABLE WITH ADA KNOB
DISPONIBLE AVEC BOUTON ADA
VERFÜGBAR MIT TÜRKNOFF ADA
BESCHIKBAAR MIET ADA KNOB

CILINDRO NON INCLUSO
CYLINDER NOT INCLUDED
CYLINDRE NON INCLUS
ZYLINDER NICHT ENTHALTEN
CYLINDER NIET OPGENOMEN



◆ .2 RH
AS PICTURED

| | S | ART. | ◆ | | S | ART. | ◆ |
|---------------------------------|------|--|--|--|------|--|--|
| PASSAGE ANSI F01 | 3/8" | <ul style="list-style-type: none"> • HGU.LCK.0A09. xx . x - 2MM.026.00T4. xx ✕ - 2MM.026.0UT8. xx ∅ | <ul style="list-style-type: none"> • HGU.LCK.0A13. xx . x - 2MM.026.00T4. xx ✕ - 2MM.026.0UT8. xx ∅ | <ul style="list-style-type: none"> • HGU.LCK.1E09. xx . x - 2MM.026.00T4. xx ✕ - 2MM.026.0UT8. xx ∅ | 3/8" | <ul style="list-style-type: none"> • HGU.LCK.1E09. xx . x - 2MM.026.00T4. xx ✕ - 2MM.026.0UT8. xx ∅ | <ul style="list-style-type: none"> • * HGU.LCK.2E09. xx . x - 2MM.026.00T4. xx ✕ - 2MM.026.0UT8. xx ∅ |
| | 1/2" | <ul style="list-style-type: none"> • HGU.LCK.0F09. xx . x - 2MM.026.00T4. xx ✕ - 2MM.026.0UT8. xx ∅ | | | 1/2" | <ul style="list-style-type: none"> • * HGU.LCK.2E13. xx . x - 2MM.026.00T4. xx ✕ - 2MM.026.0UT8. xx ∅ | |
| OFFICE/ CORRIDOR ANSI F04 | 3/8" | <ul style="list-style-type: none"> • HGU.LCK.0F13. xx . x - 2MM.026.00T4. xx ✕ - 2MM.026.0UT8. xx ∅ | <ul style="list-style-type: none"> • HGU.LCK.0G09. xx . x - 2MM.026.00T4. xx ✕ - 2MM.026.0UT8. xx ∅ | <ul style="list-style-type: none"> • HGU.LCK.0P09. xx . x - 2MM.026.00T4. xx ✕ - 2MM.026.0UT8. xx ∅ | 3/8" | <ul style="list-style-type: none"> • HGU.LCK.0P09. xx . x - 2MM.026.00T4. xx ✕ - 2MM.026.0UT8. xx ∅ | <ul style="list-style-type: none"> • HGU.LCK.0P13. xx . x - 2MM.026.00T4. xx ✕ - 2MM.026.0UT8. xx ∅ |
| | 1/2" | <ul style="list-style-type: none"> • HGU.LCK.1M09. xx . x - 2MM.026.00T4. xx ✕ - 2MM.026.0UT8. xx ∅ | | | 1/2" | <ul style="list-style-type: none"> • HGU.LCK.1M13. xx . x - 2MM.026.00T4. xx ✕ - 2MM.026.0UT8. xx ∅ | |
| CLASSROOM ANSI F05 | 3/8" | <ul style="list-style-type: none"> • * HGU.LCK.2M09. xx . x - 2MM.026.00T4. xx ✕ - 2MM.026.0UT8. xx ∅ | <ul style="list-style-type: none"> • HGU.LCK.1I13. xx . x - 2MM.026.00T4. xx ✕ - 2MM.026.0UT8. xx ∅ | <ul style="list-style-type: none"> • * HGU.LCK.2M13. xx . x - 2MM.026.00T4. xx ✕ - 2MM.026.0UT8. xx ∅ | 3/8" | <ul style="list-style-type: none"> • HGU.LCK.1M09. xx . x - 2MM.026.00T4. xx ✕ - 2MM.026.0UT8. xx ∅ | <ul style="list-style-type: none"> • * HGU.LCK.2M09. xx . x - 2MM.026.00T4. xx ✕ - 2MM.026.0UT8. xx ∅ |
| | 1/2" | <ul style="list-style-type: none"> • * HGU.LCK.2I13. xx . x - 2MM.026.00T4. xx ✕ - 2MM.026.0UT8. xx ∅ | | | 1/2" | <ul style="list-style-type: none"> • * HGU.LCK.2M13. xx . x - 2MM.026.00T4. xx ✕ - 2MM.026.0UT8. xx ∅ | |
| OFFICE/ENTRY ANSI F04+F13 | 3/8" | <ul style="list-style-type: none"> • HGU.LCK.1I13. xx . x - 2MM.026.00T4. xx ✕ - 2MM.026.0UT8. xx ∅ | <ul style="list-style-type: none"> • HGU.LCK.2I13. xx . x - 2MM.026.00T4. xx ✕ - 2MM.026.0UT8. xx ∅ | <ul style="list-style-type: none"> • HGU.LCK.2M13. xx . x - 2MM.026.00T4. xx ✕ - 2MM.026.0UT8. xx ∅ | 3/8" | <ul style="list-style-type: none"> • HGU.LCK.1M09. xx . x - 2MM.026.00T4. xx ✕ - 2MM.026.0UT8. xx ∅ | <ul style="list-style-type: none"> • * HGU.LCK.2M09. xx . x - 2MM.026.00T4. xx ✕ - 2MM.026.0UT8. xx ∅ |
| | 1/2" | <ul style="list-style-type: none"> • * HGU.LCK.2I13. xx . x - 2MM.026.00T4. xx ✕ - 2MM.026.0UT8. xx ∅ | | | 1/2" | <ul style="list-style-type: none"> • * HGU.LCK.2M13. xx . x - 2MM.026.00T4. xx ✕ - 2MM.026.0UT8. xx ∅ | |

DORMITORY
ANSI F13

STOREROOM
ANSI F07

PRIVACY
ANSI F19

- ◆
- . 1 LEFT HAND (LH)
- . 2 RIGHT HAND (RH)
- . 3 LEFT HAND REVERSE (LHR)
- . 4 RIGHT HAND REVERSE (RHR)

.XX = FINITURA
FINISH
FINITION
AFWERKING
AUSFÜHRUNG

page 384

• = A RICHIESTA FINITURA PVD
ON REQUEST FINISH PVD
A LA DEMANDE FINITION PVD
AUF ANFRAGE AUSFÜHRUNGEN PVD
OP AANVRAAG AFWERKINGEN PVD

page 384

□ = A RICHIESTA FINITURA ACCIAIO INOX VERNICIATO
ON REQUEST FINISH STAINLESS STEEL
POWDERCOATED
A LA DEMANDE FINITION ACIER INOXIDABLE LAQUÉ
AUF ANFRAGE AUSFÜHRUNGEN EDELSTAHL
ROSTFREI LACKIERT
OP AANVRAAG AFWERKINGEN ROESTVAST STAAL
GELAKT

page 384

DISPONIBILI PER SPESSORE 10 mm
AVAILABLE FOR THICKNESS 10 mm
DISPONIBLES POUR ÉPAISSEUR 10 mm
VERFÜGBAR FÜR TS 10 mm
BESCHIKBAAR VOOR DIKTE 10 mm

* DISPONIBILE CON POMOLO ADA
AVAILABLE WITH ADA KNOB
DISPONIBLE AVEC BOUTON ADA
VERFÜGBAR MIT TÜRKNOFF ADA
BESCHIKBAAR MIET ADA KNOB

CILINDRO NON INCLUSO
CYLINDER NOT INCLUDED
CYLINDRE NON INCLUS
ZYLINDER NICHT ENTHALTEN
CYLINDER NIET OPGENOMEN



◆ .2 RH
AS PICTURED

| | S | ART. | ◆ | | S | ART. | ◆ |
|---------------------------------|------|--|-----------------------|--|--|--|---|
| PASSAGE ANSI F01 | 3/8" | <ul style="list-style-type: none"> • HGU.LCK.0A09. xx . x - 2MM.022.00T4. xx ✗ - 2MM.022.0UT8. xx ⌀ | DORMITORY ANSI F13 | | 3/8" | <ul style="list-style-type: none"> • HGU.LCK.1E09. xx . x - 2MM.022.00T4. xx ✗ - 2MM.022.0UT8. xx ⌀ | |
| | 1/2" | <ul style="list-style-type: none"> • HGU.LCK.0A13. xx . x - 2MM.022.00T4. xx ✗ - 2MM.022.0UT8. xx ✗ | | | 1/2" | <ul style="list-style-type: none"> * HGU.LCK.2E09. xx . x - 2MM.022.00T4. xx ✗ - 2MM.022.0UT8. xx ⌀ | |
| OFFICE/ CORRIDOR ANSI F04 | 3/8" | <ul style="list-style-type: none"> • HGU.LCK.0F09. xx . x - 2MM.022.00T4. xx ✗ - 2MM.022.0UT8. xx ⌀ | STOREROOM ANSI F07 | | 3/8" | <ul style="list-style-type: none"> * HGU.LCK.2E13. xx . x - 2MM.022.00T4. xx ✗ - 2MM.022.0UT8. xx ⌀ | |
| | 1/2" | <ul style="list-style-type: none"> • HGU.LCK.0F13. xx . x - 2MM.022.00T4. xx ✗ - 2MM.022.0UT8. xx ✗ | | | 1/2" | <ul style="list-style-type: none"> • HGU.LCK.1E13. xx . x - 2MM.022.00T4. xx ✗ - 2MM.022.0UT8. xx ⌀ | |
| CLASSROOM ANSI F05 | 3/8" | <ul style="list-style-type: none"> • HGU.LCK.0G09. xx . x - 2MM.022.00T4. xx ✗ - 2MM.022.0UT8. xx ⌀ | PRIVACY ANSI F19 | | 3/8" | <ul style="list-style-type: none"> • HGU.LCK.0P09. xx . x - 2MM.022.00T4. xx ✗ - 2MM.022.0UT8. xx ⌀ | |
| | 1/2" | <ul style="list-style-type: none"> • HGU.LCK.0G13. xx . x - 2MM.022.00T4. xx ✗ - 2MM.022.0UT8. xx ✗ | | | 1/2" | <ul style="list-style-type: none"> • HGU.LCK.0P13. xx . x - 2MM.022.00T4. xx ✗ - 2MM.022.0UT8. xx ⌀ | |
| OFFICE/ENTRY ANSI F04+F13 | 3/8" | <ul style="list-style-type: none"> • HGU.LCK.1I09. xx . x - 2MM.022.00T4. xx ✗ - 2MM.022.0UT8. xx ⌀ | | | 3/8" | <ul style="list-style-type: none"> • HGU.LCK.1M09. xx . x - 2MM.022.00T4. xx ✗ - 2MM.022.0UT8. xx ⌀ | |
| | 1/2" | <ul style="list-style-type: none"> * HGU.LCK.2I09. xx . x - 2MM.022.00T4. xx ✗ - 2MM.022.0UT8. xx ⌀ | | | 1/2" | <ul style="list-style-type: none"> * HGU.LCK.2M09. xx . x - 2MM.022.00T4. xx ✗ - 2MM.022.0UT8. xx ⌀ | |
| | | <ul style="list-style-type: none"> • HGU.LCK.1I13. xx . x - 2MM.022.00T4. xx ✗ - 2MM.022.0UT8. xx ⌀ | | | <ul style="list-style-type: none"> * HGU.LCK.2M13. xx . x - 2MM.022.00T4. xx ✗ - 2MM.022.0UT8. xx ⌀ | | |

- ◆
- . 1 LEFT HAND (LH)
- . 2 RIGHT HAND (RH)
- . 3 LEFT HAND REVERSE (LHR)
- . 4 RIGHT HAND REVERSE (RHR)

.XX = FINITURA
FINISH
FINITION
AFWERKING
AUSFÜHRUNG

page 384

□ = A RICHIESTA FINITURA ACCIAIO INOX VERNICIATO
ON REQUEST FINISH STAINLESS STEEL
POWDERCOATED
A LA DEMANDE FINITION ACIER INOXIDABLE LAQUÉ
AUF ANFRAGE AUSFÜHRUNGEN EDELSTAHL
ROSTFREI LACKIERT
OP AANVRAAG AFWERKINGEN ROESTVAST STAAL
GELAKT

page 384

DISPONIBILI PER SPESSORE 10 mm
AVAILABLE FOR THICKNESS 10 mm
DISPONIBLES POUR ÉPAISSEUR 10 mm
VERFÜGBAR FÜR TS 10 mm
BESCHIKBAAR VOOR DIKTE 10 mm

* DISPONIBILE CON POMOLO ADA
AVAILABLE WITH ADA KNOB
DISPONIBLE AVEC BOUTON ADA
VERFÜGBAR MIT TÜRKNOFF ADA
BESCHIKBAAR MIET ADA KNOB

CILINDRO NON INCLUSO
CYLINDER NOT INCLUDED
CYLINDRE NON INCLUS
ZYLINDER NICHT ENTHALTEN
CYLINDER NIET OPGENOMEN



◆ .2 RH
AS PICTURED

| | S | ART. | ◆ | | S | ART. | ◆ |
|---------------------------------|------|--|-----------------------|--|--|--|---|
| PASSAGE ANSI F01 | 3/8" | □ • HGU.LCK.0A09. xx . x - 2MM.027.00T4. xx ✕ - 2MM.027.0UT8. xx Ø | DORMITORY ANSI F13 | | 3/8" | □ • HGU.LCK.1E09. xx . x - 2MM.027.00T4. xx ✕ - 2MM.027.0UT8. xx Ø | |
| | 1/2" | □ • HGU.LCK.0A13. xx . x - 2MM.027.00T4. xx ✕ - 2MM.027.0UT8. xx Ø | | | 1/2" | □ • * HGU.LCK.2E09. xx . x - 2MM.027.00T4. xx ✕ - 2MM.027.0UT8. xx Ø | |
| OFFICE/ CORRIDOR ANSI F04 | 3/8" | □ • HGU.LCK.0F09. xx . x - 2MM.027.00T4. xx ✕ - 2MM.027.0UT8. xx Ø | STOREROOM ANSI F07 | | 3/8" | □ • HGU.LCK.0P09. xx . x - 2MM.027.00T4. xx ✕ - 2MM.027.0UT8. xx Ø | |
| | 1/2" | □ • HGU.LCK.0F13. xx . x - 2MM.027.00T4. xx ✕ - 2MM.027.0UT8. xx Ø | | | 1/2" | □ • HGU.LCK.1E13. xx . x - 2MM.027.00T4. xx ✕ - 2MM.027.0UT8. xx Ø | |
| CLASSROOM ANSI F05 | 3/8" | □ • HGU.LCK.0G09. xx . x - 2MM.027.00T4. xx ✕ - 2MM.027.0UT8. xx Ø | PRIVACY ANSI F19 | | 3/8" | □ • HGU.LCK.0P13. xx . x - 2MM.027.00T4. xx ✕ - 2MM.027.0UT8. xx Ø | |
| | 1/2" | □ • HGU.LCK.0G13. xx . x - 2MM.027.00T4. xx ✕ - 2MM.027.0UT8. xx Ø | | | 1/2" | □ • * HGU.LCK.1M09. xx . x - 2MM.027.00T4. xx ✕ - 2MM.027.0UT8. xx Ø | |
| OFFICE/ENTRY ANSI F04+F13 | 3/8" | □ • HGU.LCK.1I09. xx . x - 2MM.027.00T4. xx ✕ - 2MM.027.0UT8. xx Ø | | | 3/8" | □ • * HGU.LCK.2M09. xx . x - 2MM.027.00T4. xx ✕ - 2MM.027.0UT8. xx Ø | |
| | 1/2" | □ • * HGU.LCK.2I09. xx . x - 2MM.027.00T4. xx ✕ - 2MM.027.0UT8. xx Ø | | | 1/2" | □ • HGU.LCK.1M13. xx . x - 2MM.027.00T4. xx ✕ - 2MM.027.0UT8. xx Ø | |
| | | | | | □ • HGU.LCK.1I13. xx . x - 2MM.027.00T4. xx ✕ - 2MM.027.0UT8. xx Ø | | |
| | | □ • * HGU.LCK.2I13. xx . x - 2MM.027.00T4. xx ✕ - 2MM.027.0UT8. xx Ø | | | | | |

- ◆
- . 1 LEFT HAND (LH)
- . 2 RIGHT HAND (RH)
- . 3 LEFT HAND REVERSE (LHR)
- . 4 RIGHT HAND REVERSE (RHR)

.XX = FINITURA
FINISH
FINITION
AFWERKING
AUSFÜHRUNG

• = A RICHIESTA FINITURA PVD
ON REQUEST FINISH PVD
A LA DEMANDE FINITION PVD
AUF ANFRAGE AUSFÜHRUNGEN PVD
OP AANVRAAG AFWERKINGEN PVD

□ = A RICHIESTA FINITURA ACCIAIO INOX VERNICIATO
ON REQUEST FINISH STAINLESS STEEL
POWDERCOATED
A LA DEMANDE FINITION ACIER INOXYDABLE LAQUÉ
AUF ANFRAGE AUSFÜHRUNGEN EDELSTAHL
ROSTFREI LACKIERT
OP AANVRAAG AFWERKINGEN ROESTVAST STAAL
GELAKT

DISPONIBILI PER SPESSORE 10 mm
AVAILABLE FOR THICKNESS 10 mm
DISPONIBLES POUR ÉPAISSEUR 10 mm
VERFÜGBAR FÜR TS 10 mm
BESCHIKBAAR VOOR DIKTE 10 mm

* DISPONIBILE CON POMOLO ADA
AVAILABLE WITH ADA KNOB
DISPONIBLE AVEC BOUTON ADA
VERFÜGBAR MIT TÜRKNOFF ADA
BESCHIKBAAR MIET ADA KNOOP

CILINDRO NON INCLUSO
CYLINDER NOT INCLUDED
CYLINDRE NON INCLUS
ZYLINDER NICHT ENTHALTEN
CYLINDER NIET OPGENOMEN



◆ .2 RH
AS PICTURED

| | S | ART. | ◆ | | S | ART. | ◆ |
|---------------------------------|------|--|-----------------------|--|--|--|---|
| PASSAGE ANSI F01 | 3/8" | <ul style="list-style-type: none"> □ • HGU.LCK.0A09. xx . x - 2MM.028.00T4. xx ✂ - 2MM.028.0UT8. xx ∅ | DORMITORY ANSI F13 | | 3/8" | <ul style="list-style-type: none"> □ • HGU.LCK.1E09. xx . x - 2MM.028.00T4. xx ✂ - 2MM.028.0UT8. xx ∅ | |
| | 1/2" | <ul style="list-style-type: none"> □ • HGU.LCK.0A13. xx . x - 2MM.028.00T4. xx ✂ - 2MM.028.0UT8. xx ∅ | | | 1/2" | <ul style="list-style-type: none"> □ • * HGU.LCK.2E09. xx . x - 2MM.028.00T4. xx ✂ - 2MM.028.0UT8. xx ∅ | |
| OFFICE/ CORRIDOR ANSI F04 | 3/8" | <ul style="list-style-type: none"> □ • HGU.LCK.0F09. xx . x - 2MM.028.00T4. xx ✂ - 2MM.028.0UT8. xx ∅ | STOREROOM ANSI F07 | | 3/8" | <ul style="list-style-type: none"> □ • * HGU.LCK.2E13. xx . x - 2MM.028.00T4. xx ✂ - 2MM.028.0UT8. xx ∅ | |
| | 1/2" | <ul style="list-style-type: none"> □ • HGU.LCK.0F13. xx . x - 2MM.028.00T4. xx ✂ - 2MM.028.0UT8. xx ∅ | | | 1/2" | <ul style="list-style-type: none"> □ • HGU.LCK.1E13. xx . x - 2MM.028.00T4. xx ✂ - 2MM.028.0UT8. xx ∅ | |
| CLASSROOM ANSI F05 | 3/8" | <ul style="list-style-type: none"> □ • HGU.LCK.0G09. xx . x - 2MM.028.00T4. xx ✂ - 2MM.028.0UT8. xx ∅ | PRIVACY ANSI F19 | | 3/8" | <ul style="list-style-type: none"> □ • HGU.LCK.0P09. xx . x - 2MM.028.00T4. xx ✂ - 2MM.028.0UT8. xx ∅ | |
| | 1/2" | <ul style="list-style-type: none"> □ • HGU.LCK.0G13. xx . x - 2MM.028.00T4. xx ✂ - 2MM.028.0UT8. xx ∅ | | | 1/2" | <ul style="list-style-type: none"> □ • HGU.LCK.0P13. xx . x - 2MM.028.00T4. xx ✂ - 2MM.028.0UT8. xx ∅ | |
| OFFICE/ENTRY ANSI F04+F13 | 3/8" | <ul style="list-style-type: none"> □ • HGU.LCK.1I09. xx . x - 2MM.028.00T4. xx ✂ - 2MM.028.0UT8. xx ∅ | | | 3/8" | <ul style="list-style-type: none"> □ • HGU.LCK.1M09. xx . x - 2MM.028.00T4. xx ✂ - 2MM.028.0UT8. xx ∅ | |
| | 1/2" | <ul style="list-style-type: none"> □ • * HGU.LCK.2I09. xx . x - 2MM.028.00T4. xx ✂ - 2MM.028.0UT8. xx ∅ | | | 1/2" | <ul style="list-style-type: none"> □ • * HGU.LCK.2M09. xx . x - 2MM.028.00T4. xx ✂ - 2MM.028.0UT8. xx ∅ | |
| | | <ul style="list-style-type: none"> □ • HGU.LCK.1I13. xx . x - 2MM.028.00T4. xx ✂ - 2MM.028.0UT8. xx ∅ | | | <ul style="list-style-type: none"> □ • * HGU.LCK.2M13. xx . x - 2MM.028.00T4. xx ✂ - 2MM.028.0UT8. xx ∅ | | |

- ◆ . 1 LEFT HAND (LH)
- . 2 RIGHT HAND (RH)
- . 3 LEFT HAND REVERSE (LHR)
- . 4 RIGHT HAND REVERSE (RHR)

.XX = FINITURA
FINISH
FINITION
AFWERKING
AUSFÜHRUNG

• = A RICHIESTA FINITURA PVD
ON REQUEST FINISH PVD
A LA DEMANDE FINITION PVD
AUF ANFRAGE AUSFÜHRUNGEN PVD
OP AANVRAAG AFWERKINGEN PVD

□ = A RICHIESTA FINITURA ACCIAIO INOX VERNICIATO
ON REQUEST FINISH STAINLESS STEEL
POWDERCOATED
A LA DEMANDE FINITION ACIER INOXIDABLE LAQUÉ
AUF ANFRAGE AUSFÜHRUNGEN EDELSTAHL
ROSTFREI LACKIERT
OP AANVRAAG AFWERKINGEN ROESTVAST STAAL
GELAKT

DISPONIBILI PER SPESSORE 10 mm
AVAILABLE FOR THICKNESS 10 mm
DISPONIBLES POUR ÉPAISSEUR 10 mm
VERFÜGBAR FÜR TS 10 mm
BESCHIKBAAR VOOR DIKTE 10 mm

* DISPONIBILE CON POMOLO ADA
AVAILABLE WITH ADA KNOB
DISPONIBLE AVEC BOUTON ADA
VERFÜGBAR MIT TÜRKNOFF ADA
BESCHIKBAAR MIET ADA KNOB

CILINDRO NON INCLUSO
CYLINDER NOT INCLUDED
CYLINDRE NON INCLUS
ZYLINDER NICHT ENTHALTEN
CYLINDER NIET OPGENOMEN



TITLE 24

◆ .2 RH
AS PICTURED

| | S | ART. | ◆ | | S | ART. | ◆ |
|---------------------------------|------|--|-----------------------|--|--|--|---|
| PASSAGE ANSI F01 | 3/8" | □ • HGU.LCK.0A09. xx . x - 2MM.28U.HGT4. xx ✘ | DORMITORY ANSI F13 | | 3/8" | □ • HGU.LCK.1E09. xx . x - 2MM.28U.HGT4. xx ✘ | |
| | 1/2" | □ • HGU.LCK.0A13. xx . x - 2MM.28U.HGT4. xx ✘ | | | 1/2" | □ • * HGU.LCK.2E09. xx . x - 2MM.28U.HGT4. xx ✘ | |
| OFFICE/ CORRIDOR ANSI F04 | 3/8" | □ • HGU.LCK.0F09. xx . x - 2MM.28U.HGT4. xx ✘ | STOREROOM ANSI F07 | | 3/8" | □ • * HGU.LCK.2E13. xx . x - 2MM.28U.HGT4. xx ✘ | |
| | 1/2" | □ • HGU.LCK.0F13. xx . x - 2MM.28U.HGT4. xx ✘ | | | 1/2" | □ • HGU.LCK.1E13. xx . x - 2MM.28U.HGT4. xx ✘ | |
| CLASSROOM ANSI F05 | 3/8" | □ • HGU.LCK.0G09. xx . x - 2MM.28U.HGT4. xx ✘ | PRIVACY ANSI F19 | | 3/8" | □ • HGU.LCK.0P09. xx . x - 2MM.28U.HGT4. xx ✘ | |
| | 1/2" | □ • HGU.LCK.0G13. xx . x - 2MM.28U.HGT4. xx ✘ | | | 1/2" | □ • HGU.LCK.0P13. xx . x - 2MM.28U.HGT4. xx ✘ | |
| OFFICE/ENTRY ANSI F04+F13 | 3/8" | □ • HGU.LCK.1I09. xx . x - 2MM.28U.HGT4. xx ✘ | | 3/8" | □ • HGU.LCK.1M09. xx . x - 2MM.28U.HGT4. xx ✘ | | |
| | | □ • * HGU.LCK.2I09. xx . x - 2MM.28U.HGT4. xx ✘ | | | □ • * HGU.LCK.2M09. xx . x - 2MM.28U.HGT4. xx ✘ | | |
| | 1/2" | □ • HGU.LCK.1I13. xx . x - 2MM.28U.HGT4. xx ✘ | | 1/2" | □ • HGU.LCK.1M13. xx . x - 2MM.28U.HGT4. xx ✘ | | |
| | | □ • * HGU.LCK.2I13. xx . x - 2MM.28U.HGT4. xx ✘ | | □ • * HGU.LCK.2M13. xx . x - 2MM.28U.HGT4. xx ✘ | | | |

- ◆
- . 1 LEFT HAND (LH)
- . 2 RIGHT HAND (RH)
- . 3 LEFT HAND REVERSE (LHR)
- . 4 RIGHT HAND REVERSE (RHR)

.XX = FINITURA
FINISH
FINITION
AFWERKING
AUSFÜHRUNG

page 384

• = A RICHIESTA FINITURA PVD
ON REQUEST FINISH PVD
A LA DEMANDE FINITION PVD
AUF ANFRAGE AUSFÜHRUNGEN PVD
OP AANVRAAG AFWERKINGEN PVD

page 384

□ = A RICHIESTA FINITURA ACCIAIO INOX VERNICIATO
ON REQUEST FINISH STAINLESS STEEL
POWDERCOATED
A LA DEMANDE FINITION ACIER INOXIDABLE LAQUÉ
AUF ANFRAGE AUSFÜHRUNGEN EDELSTAHL
ROSTFREI LACKIERT
OP AANVRAAG AFWERKINGEN ROESTVAST STAAL
GELAKT
page 384

DISPONIBILI PER SPESSORE 10 mm
AVAILABLE FOR THICKNESS 10 mm
DISPONIBLES POUR ÉPAISSEUR 10 mm
VERFÜGBAR FÜR TS 10 mm
BESCHIKBAAR VOOR DIKTE 10 mm

* DISPONIBILE CON POMOLO ADA
AVAILABLE WITH ADA KNOB
DISPONIBLE AVEC BOUTON ADA
VERFÜGBAR MIT TÜRKNOFF ADA
BESCHIKBAAR MIET ADA KNOOP

CILINDRO NON INCLUSO
CYLINDER NOT INCLUDED
CYLINDRE NON INCLUS
ZYLINDER NICHT ENTHALTEN
CYLINDER NIET OPGENOMEN



◆ .2 RH
AS PICTURED

| | S | ART. | ◆ | | S | ART. | ◆ |
|---------------------------------|------|--|-----------------------|--|--|--|---|
| PASSAGE ANSI F01 | 3/8" | □ • HGU.LCK.0A09. xx . x - 2MM.030.00T4. xx ✗ - 2MM.030.0UT8. xx ∅ | DORMITORY ANSI F13 | | 3/8" | □ • HGU.LCK.1E09. xx . x - 2MM.030.00T4. xx ✗ - 2MM.030.0UT8. xx ∅ | ◆ |
| | 1/2" | □ • HGU.LCK.0A13. xx . x - 2MM.030.00T4. xx ✗ - 2MM.030.0UT8. xx ∅ | | | 1/2" | □ • * HGU.LCK.2E09. xx . x - 2MM.030.00T4. xx ✗ - 2MM.030.0UT8. xx ∅ | |
| OFFICE/ CORRIDOR ANSI F04 | 3/8" | □ • HGU.LCK.0F09. xx . x - 2MM.030.00T4. xx ✗ - 2MM.030.0UT8. xx ∅ | STOREROOM ANSI F07 | | 3/8" | □ • * HGU.LCK.2E13. xx . x - 2MM.030.00T4. xx ✗ - 2MM.030.0UT8. xx ∅ | ◆ |
| | 1/2" | □ • HGU.LCK.0F13. xx . x - 2MM.030.00T4. xx ✗ - 2MM.030.0UT8. xx ∅ | | | 1/2" | □ • HGU.LCK.1E13. xx . x - 2MM.030.00T4. xx ✗ - 2MM.030.0UT8. xx ∅ | |
| CLASSROOM ANSI F05 | 3/8" | □ • HGU.LCK.0G09. xx . x - 2MM.030.00T4. xx ✗ - 2MM.030.0UT8. xx ∅ | PRIVACY ANSI F19 | | 3/8" | □ • HGU.LCK.0P09. xx . x - 2MM.030.00T4. xx ✗ - 2MM.030.0UT8. xx ∅ | ◆ |
| | 1/2" | □ • HGU.LCK.0G13. xx . x - 2MM.030.00T4. xx ✗ - 2MM.030.0UT8. xx ∅ | | | 1/2" | □ • HGU.LCK.0P13. xx . x - 2MM.030.00T4. xx ✗ - 2MM.030.0UT8. xx ∅ | |
| OFFICE/ENTRY ANSI F04+F13 | 3/8" | □ • HGU.LCK.1I09. xx . x - 2MM.030.00T4. xx ✗ - 2MM.030.0UT8. xx ∅ | | | 3/8" | □ • HGU.LCK.1M09. xx . x - 2MM.030.00T4. xx ✗ - 2MM.030.0UT8. xx ∅ | ◆ |
| | 1/2" | □ • * HGU.LCK.2I09. xx . x - 2MM.030.00T4. xx ✗ - 2MM.030.0UT8. xx ∅ | | | 1/2" | □ • * HGU.LCK.2M09. xx . x - 2MM.030.00T4. xx ✗ - 2MM.030.0UT8. xx ∅ | |
| | | | | | □ • HGU.LCK.1I13. xx . x - 2MM.030.00T4. xx ✗ - 2MM.030.0UT8. xx ∅ | | |
| | | □ • * HGU.LCK.2I13. xx . x - 2MM.030.00T4. xx ✗ - 2MM.030.0UT8. xx ∅ | | | | | |

- ◆ .1 LEFT HAND (LH)
- ◆ .2 RIGHT HAND (RH)
- ◆ .3 LEFT HAND REVERSE (LHR)
- ◆ .4 RIGHT HAND REVERSE (RHR)

.XX = FINITURA
FINISH
FINITION
AFWERKING
AUSFÜHRUNG

page 384

◆ = A RICHIESTA FINITURA PVD
ON REQUEST FINISH PVD
A LA DEMANDE FINITION PVD
AUF ANFRAGE AUSFÜHRUNGEN PVD
OP AANVRAAG AFWERKINGEN PVD

page 384

□ = A RICHIESTA FINITURA ACCIAIO INOX VERNICIATO
ON REQUEST FINISH STAINLESS STEEL
POWDERCOATED
A LA DEMANDE FINITION ACIER INOXIDABLE LAQUÉ
AUF ANFRAGE AUSFÜHRUNGEN EDELSTAHL
ROSTFREI LACKIERT
OP AANVRAAG AFWERKINGEN ROESTVAST STAAL
GELAKT

page 384

DISPONIBILI PER SPESSORE 10 mm
AVAILABLE FOR THICKNESS 10 mm
DISPONIBLES POUR ÉPAISSEUR 10 mm
VERFÜGBAR FÜR TS 10 mm
BESCHIKBAAR VOOR DIKTE 10 mm

* DISPONIBILE CON POMOLO ADA
AVAILABLE WITH ADA KNOB
DISPONIBLE AVEC BOUTON ADA
VERFÜGBAR MIT TÜRKNOFF ADA
BESCHIKBAAR MIET ADA KNOB

CILINDRO NON INCLUSO
CYLINDER NOT INCLUDED
CYLINDRE NON INCLUS
ZYLINDER NICHT ENTHALTEN
CYLINDER NIET OPGENOMEN



TITLE 24

◆ .2 RH
AS PICTURED

| | S | ART. | ◆ | | S | ART. | ◆ |
|---------------------------------|------|--|-----------------------|--|------|--|--|
| PASSAGE ANSI F01 | 3/8" | <ul style="list-style-type: none"> □ • HGU.LCK.0A09. xx . x - 2MM.30B.HGT4. xx ✕ - 2MM.30U.HGT8. xx Ø | DORMITORY ANSI F13 | | 3/8" | <ul style="list-style-type: none"> □ • HGU.LCK.1E09. xx . x - 2MM.30B.HGT4. xx ✕ - 2MM.30U.HGT8. xx Ø | <ul style="list-style-type: none"> □ • * HGU.LCK.2E09. xx . x - 2MM.30B.HGT4. xx ✕ - 2MM.30U.HGT8. xx Ø |
| | 1/2" | <ul style="list-style-type: none"> □ • HGU.LCK.0A13. xx . x - 2MM.30B.HGT4. xx ✕ - 2MM.30U.HGT8. xx Ø | | | 1/2" | <ul style="list-style-type: none"> □ • HGU.LCK.1E13. xx . x - 2MM.30B.HGT4. xx ✕ - 2MM.30U.HGT8. xx Ø | |
| OFFICE/ CORRIDOR ANSI F04 | 3/8" | <ul style="list-style-type: none"> □ • HGU.LCK.0F09. xx . x - 2MM.30B.HGT4. xx ✕ - 2MM.30U.HGT8. xx Ø | STOREROOM ANSI F07 | | 3/8" | <ul style="list-style-type: none"> □ • HGU.LCK.0P09. xx . x - 2MM.30B.HGT4. xx ✕ - 2MM.30U.HGT8. xx Ø | <ul style="list-style-type: none"> □ • * HGU.LCK.2E13. xx . x - 2MM.30B.HGT4. xx ✕ - 2MM.30U.HGT8. xx Ø |
| | 1/2" | <ul style="list-style-type: none"> □ • HGU.LCK.0F13. xx . x - 2MM.30B.HGT4. xx ✕ - 2MM.30U.HGT8. xx Ø | | | 1/2" | <ul style="list-style-type: none"> □ • HGU.LCK.0P13. xx . x - 2MM.30B.HGT4. xx ✕ - 2MM.30U.HGT8. xx Ø | |
| CLASSROOM ANSI F05 | 3/8" | <ul style="list-style-type: none"> □ • HGU.LCK.0G09. xx . x - 2MM.30B.HGT4. xx ✕ - 2MM.30U.HGT8. xx Ø | PRIVACY ANSI F19 | | 3/8" | <ul style="list-style-type: none"> □ • HGU.LCK.1M09. xx . x - 2MM.30B.HGT4. xx ✕ - 2MM.30U.HGT8. xx Ø | <ul style="list-style-type: none"> □ • * HGU.LCK.2M09. xx . x - 2MM.30B.HGT4. xx ✕ - 2MM.30U.HGT8. xx Ø |
| | 1/2" | <ul style="list-style-type: none"> □ • HGU.LCK.0G13. xx . x - 2MM.30B.HGT4. xx ✕ - 2MM.30U.HGT8. xx Ø | | | 1/2" | <ul style="list-style-type: none"> □ • HGU.LCK.1M13. xx . x - 2MM.30B.HGT4. xx ✕ - 2MM.30U.HGT8. xx Ø | |
| OFFICE/ENTRY ANSI F04+F13 | 3/8" | <ul style="list-style-type: none"> □ • HGU.LCK.1I09. xx . x - 2MM.30B.HGT4. xx ✕ - 2MM.30U.HGT8. xx Ø | | | 3/8" | <ul style="list-style-type: none"> □ • * HGU.LCK.2M13. xx . x - 2MM.30B.HGT4. xx ✕ - 2MM.30U.HGT8. xx Ø | <ul style="list-style-type: none"> □ • * HGU.LCK.2M13. xx . x - 2MM.30B.HGT4. xx ✕ - 2MM.30U.HGT8. xx Ø |
| | 1/2" | <ul style="list-style-type: none"> □ • HGU.LCK.1I13. xx . x - 2MM.30B.HGT4. xx ✕ - 2MM.30U.HGT8. xx Ø | | | 1/2" | <ul style="list-style-type: none"> □ • * HGU.LCK.2I13. xx . x - 2MM.30B.HGT4. xx ✕ - 2MM.30U.HGT8. xx Ø | |

- ◆
- . 1 LEFT HAND (LH)
- . 2 RIGHT HAND (RH)
- . 3 LEFT HAND REVERSE (LHR)
- . 4 RIGHT HAND REVERSE (RHR)

.XX = FINITURA
FINISH
FINITION
AFWERKING
AUSFÜHRUNG

• = A RICHIESTA FINITURA PVD
ON REQUEST FINISH PVD
A LA DEMANDE FINITION PVD
AUF ANFRAGE AUSFÜHRUNGEN PVD
OP AANVRAAG AFWERKINGEN PVD

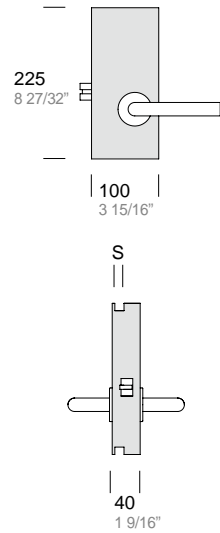
□ = A RICHIESTA FINITURA ACCIAIO INOX VERNICIATO
ON REQUEST FINISH STAINLESS STEEL
POWDERCOATED
A LA DEMANDE FINITION ACIER INOXIDABLE LAQUÉ
AUF ANFRAGE AUSFÜHRUNGEN EDELSTAHL
ROSTFREI LACKIERT
OP AANVRAAG AFWERKINGEN ROESTVAST STAAL
GELAKT
page 384

DISPONIBILI PER SPESSORE 10 mm
AVAILABLE FOR THICKNESS 10 mm
DISPONIBLES POUR ÉPAISSEUR 10 mm
VERFÜGBAR FÜR TS 10 mm
BESCHIKBAAR VOOR DIKTE 10 mm

* DISPONIBILE CON POMOLO ADA
AVAILABLE WITH ADA KNOB
DISPONIBLE AVEC BOUTON ADA
VERFÜGBAR MIT TÜRKNOFF ADA
BESCHIKBAAR MIET ADA KNOOP

CILINDRO NON INCLUSO
CYLINDER NOT INCLUDED
CYLINDRE NON INCLUS
ZYLINDER NICHT ENTHALTEN
CYLINDER NIET OPGENOMEN

USA
standard
requirements




◆ .2 RH
AS PICTURED

- Acciaio Inox Verniciato
Stainless Steel Powder Coated
- Alluminio - Aluminium

| | S | ART. | ◆ | | S | ART. | ◆ |
|---------------------------------|------|--|-----------------------|--|------|--|---|
| PASSAGE ANSI F01 | 3/8" | HGU.LCK.0A09. xx . x - 2AM.030.00T4. xx ✕ - 2AM.030.0UT8. xx ⌀ | DORMITORY ANSI F13 | | 3/8" | HGU.LCK.1E09. xx . x - 2AM.030.00T4. xx ✕ - 2AM.030.0UT8. xx ⌀ | ◆ |
| | 1/2" | HGU.LCK.0A13. xx . x - 2AM.030.00T4. xx ✕ - 2AM.030.0UT8. xx ⌀ | | | 1/2" | * HGU.LCK.2E09. xx . x - 2AM.030.00T4. xx ✕ - 2AM.030.0UT8. xx ⌀ | |
| OFFICE/ CORRIDOR ANSI F04 | 3/8" | HGU.LCK.0F09. xx . x - 2AM.030.00T4. xx ✕ - 2AM.030.0UT8. xx ⌀ | STOREROOM ANSI F07 | | 3/8" | HGU.LCK.0P09. xx . x - 2AM.030.00T4. xx ✕ - 2AM.030.0UT8. xx ⌀ | ◆ |
| | 1/2" | HGU.LCK.0F13. xx . x - 2AM.030.00T4. xx ✕ - 2AM.030.0UT8. xx ⌀ | | | 1/2" | HGU.LCK.1E13. xx . x - 2AM.030.00T4. xx ✕ - 2AM.030.0UT8. xx ⌀ | |
| CLASSROOM ANSI F05 | 3/8" | HGU.LCK.0G09. xx . x - 2AM.030.00T4. xx ✕ - 2AM.030.0UT8. xx ⌀ | PRIVACY ANSI F19 | | 3/8" | HGU.LCK.1M09. xx . x - 2AM.030.00T4. xx ✕ - 2AM.030.0UT8. xx ⌀ | ◆ |
| | 1/2" | HGU.LCK.0G13. xx . x - 2AM.030.00T4. xx ✕ - 2AM.030.0UT8. xx ⌀ | | | 1/2" | HGU.LCK.1M13. xx . x - 2AM.030.00T4. xx ✕ - 2AM.030.0UT8. xx ⌀ | |
| OFFICE/ENTRY ANSI F04+F13 | 3/8" | HGU.LCK.1I09. xx . x - 2AM.030.00T4. xx ✕ - 2AM.030.0UT8. xx ⌀ | | | 3/8" | HGU.LCK.2M09. xx . x - 2AM.030.00T4. xx ✕ - 2AM.030.0UT8. xx ⌀ | ◆ |
| | 1/2" | * HGU.LCK.2I09. xx . x - 2AM.030.00T4. xx ✕ - 2AM.030.0UT8. xx ⌀ | | | 1/2" | * HGU.LCK.2M13. xx . x - 2AM.030.00T4. xx ✕ - 2AM.030.0UT8. xx ⌀ | |

- ◆
- . 1 LEFT HAND (LH)
- . 2 RIGHT HAND (RH)
- . 3 LEFT HAND REVERSE (LHR)
- . 4 RIGHT HAND REVERSE (RHR)

.XX = FINITURA
FINISH
FINITION
AFWERKING
AUSFÜHRUNG

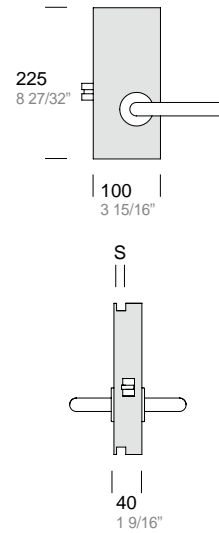


DISPONIBILI PER SPESSORE 10 mm
AVAILABLE FOR THICKNESS 10 mm
DISPONIBLES POUR ÉPAISSEUR 10 mm
VERFÜGBAR FÜR TS 10 mm
BESCHIKBAAR VOOR DIKTE 10 mm

* DISPONIBILE CON POMOLO ADA
AVAILABLE WITH ADA KNOB
DISPONIBLE AVEC BOUTON ADA
VERFÜGBAR MIT TÜRKNOFF ADA
BESCHIKBAAR MIET ADA KNOOP

CILINDRO NON INCLUSO
CYLINDER NOT INCLUDED
CYLINDRE NON INCLUS
ZYLINDER NICHT ENTHALTEN
CYLINDER NIET OPGENOMEN

USA
standard
requirements



◆ .2 RH
AS PICTURED

- Acciaio Inox Verniciato
Stainless Steel Powder Coated
- Alluminio - Aluminium

| | S | ART. | ◆ | | S | ART. | ◆ |
|---------------------------------|------|--|-----------------------|--|------|--|--|
| PASSAGE ANSI F01 | 3/8" | HGU.LCK.0A09. xx . x - 2AM.173.00T4. xx ✕ - 2AM.173.0UT8. xx ∅ | DORMITORY ANSI F13 | | 3/8" | HGU.LCK.1E09. xx . x - 2AM.173.00T4. xx ✕ - 2AM.173.0UT8. xx ∅ | <ul style="list-style-type: none"> * HGU.LCK.2E09. xx . x - 2AM.173.00T4. xx ✕ - 2AM.173.0UT8. xx ∅ |
| | 1/2" | HGU.LCK.0A13. xx . x - 2AM.173.00T4. xx ✕ - 2AM.173.0UT8. xx ∅ | | | 1/2" | HGU.LCK.1E13. xx . x - 2AM.173.00T4. xx ✕ - 2AM.173.0UT8. xx ∅ | |
| OFFICE/ CORRIDOR ANSI F04 | 3/8" | HGU.LCK.0F09. xx . x - 2AM.173.00T4. xx ✕ - 2AM.173.0UT8. xx ∅ | STOREROOM ANSI F07 | | 3/8" | HGU.LCK.0P09. xx . x - 2AM.173.00T4. xx ✕ - 2AM.173.0UT8. xx ∅ | <ul style="list-style-type: none"> * HGU.LCK.2E13. xx . x - 2AM.173.00T4. xx ✕ - 2AM.173.0UT8. xx ∅ |
| | 1/2" | HGU.LCK.0F13. xx . x - 2AM.173.00T4. xx ✕ - 2AM.173.0UT8. xx ∅ | | | 1/2" | HGU.LCK.0P13. xx . x - 2AM.173.00T4. xx ✕ - 2AM.173.0UT8. xx ∅ | |
| CLASSROOM ANSI F05 | 3/8" | HGU.LCK.0G09. xx . x - 2AM.173.00T4. xx ✕ - 2AM.173.0UT8. xx ∅ | PRIVACY ANSI F19 | | 3/8" | HGU.LCK.1M09. xx . x - 2AM.173.00T4. xx ✕ - 2AM.173.0UT8. xx ∅ | <ul style="list-style-type: none"> * HGU.LCK.2M09. xx . x - 2AM.173.00T4. xx ✕ - 2AM.173.0UT8. xx ∅ |
| | 1/2" | HGU.LCK.0G13. xx . x - 2AM.173.00T4. xx ✕ - 2AM.173.0UT8. xx ∅ | | | 1/2" | HGU.LCK.1M13. xx . x - 2AM.173.00T4. xx ✕ - 2AM.173.0UT8. xx ∅ | |
| OFFICE/ENTRY ANSI F04+F13 | 3/8" | HGU.LCK.1I09. xx . x - 2AM.173.00T4. xx ✕ - 2AM.173.0UT8. xx ∅ | | | 3/8" | HGU.LCK.2M09. xx . x - 2AM.173.00T4. xx ✕ - 2AM.173.0UT8. xx ∅ | <ul style="list-style-type: none"> * HGU.LCK.2M13. xx . x - 2AM.173.00T4. xx ✕ - 2AM.173.0UT8. xx ∅ |
| | 1/2" | HGU.LCK.1I13. xx . x - 2AM.173.00T4. xx ✕ - 2AM.173.0UT8. xx ∅ | | | 1/2" | HGU.LCK.2I13. xx . x - 2AM.173.00T4. xx ✕ - 2AM.173.0UT8. xx ∅ | |

- ◆
- . 1 LEFT HAND (LH)
- . 2 RIGHT HAND (RH)
- . 3 LEFT HAND REVERSE (LHR)
- . 4 RIGHT HAND REVERSE (RHR)

.XX = FINITURA
FINISH
FINITION
AFWERKING
AUSFÜHRUNG



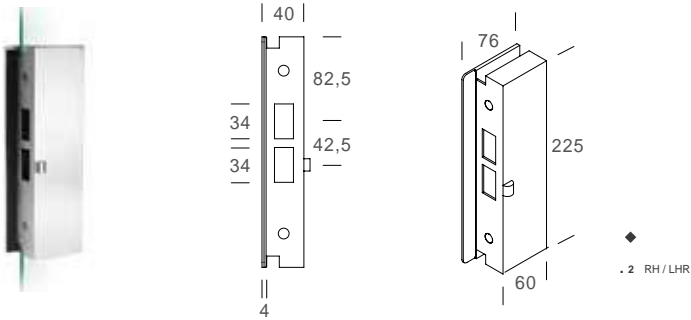
DISPONIBILI PER SPESSORE 10 mm
AVAILABLE FOR THICKNESS 10 mm
DISPONIBLES POUR ÉPAISSEUR 10 mm
VERFÜGBAR FÜR TS 10 mm
BESCHIKBAAR VOOR DIKTE 10 mm

* DISPONIBILE CON POMOLO ADA
AVAILABLE WITH ADA KNOB
DISPONIBLE AVEC BOUTON ADA
VERFÜGBAR MIT TÜRKNOFF ADA
BESCHIKBAAR MIET ADA KNOOP

CILINDRO NON INCLUSO
CYLINDER NOT INCLUDED
CYLINDRE NON INCLUS
ZYLINDER NICHT ENTHALTEN
CYLINDER NIET OPGENOMEN

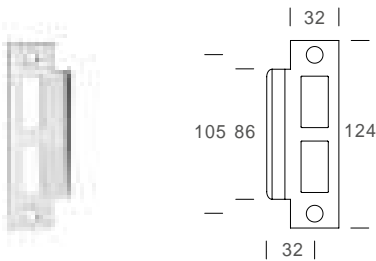


INCONTRO PER VETRO - STRIKE BOX - GÂCHE POUR VERRE - VERBINDUNG GLAS/GLAS



- ART. ◆
- ▣ • HGU.STK.0010. xx . x
 - ▣ • HGU.STK.0012. xx . x
 - ▣ • HGU.STK.0013. xx . x

INCONTRO PER PROFILO - STRIKE PLATE - GÂCHE POUR PROFIL - PROFILVERBINDNG



- ART.
- ▣ • HGU.STK.0001. xx

.XX = FINITURA
FINISH
FINITION
AFWERKING
AUSFÜHRUNG

page 272


• = A RICHIESTA FINITURA PVD
ON REQUEST FINISH PVD
A LA DEMANDE FINITION PVD
AUF ANFRAGE AUSFÜHRUNGEN PVD
OP AANVRAAG AFWERKINGEN PVD

page 384

▣ = A RICHIESTA FINITURA ACCIAIO INOX VERNICIATO
ON REQUEST FINISH STAINLESS STEEL
POWDERCOATED
A LA DEMANDE FINITION ACIER INOXIDABLE LAQUÉ
AUF ANFRAGE AUSFÜHRUNGEN EDELSTAHL
ROSTFREI LACKIERT
OP AANVRAAG AFWERKINGEN ROESTVAST STAAL
GELAKT

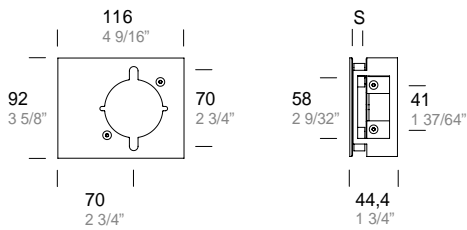
page 384

◆
. 1 LEFT HAND LH / RHR
. 2 RIGHT HAND RH / LHR



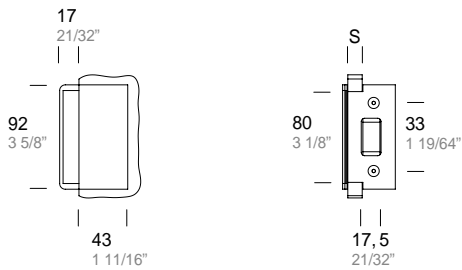
TUBULAR LATCH SET NOT INCLUDED
ONLY FOR SELECTED LATCH SET

BOX FOR GLASS INSTALLATION



- | | |
|----------------------|-----------------|
| ART. | S |
| ▣ • HGC.BOX.0009. xx | 9 mm 3/8" |
| ▣ • HGC.BOX.0013. xx | 12,7 mm 1/2" |

STRIKE BOX



- | | |
|----------------------|-----------------|
| ART. | S |
| ▣ • HGC.STK.0009. xx | 9 mm 3/8" |
| ▣ • HGC.STK.0013. xx | 12,7 mm 1/2" |

.XX = FINITURA
FINISH
FINITION
AFWERKING
AUSFÜHRUNG

page 272

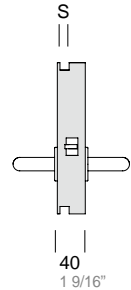
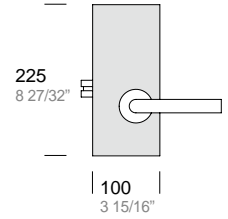
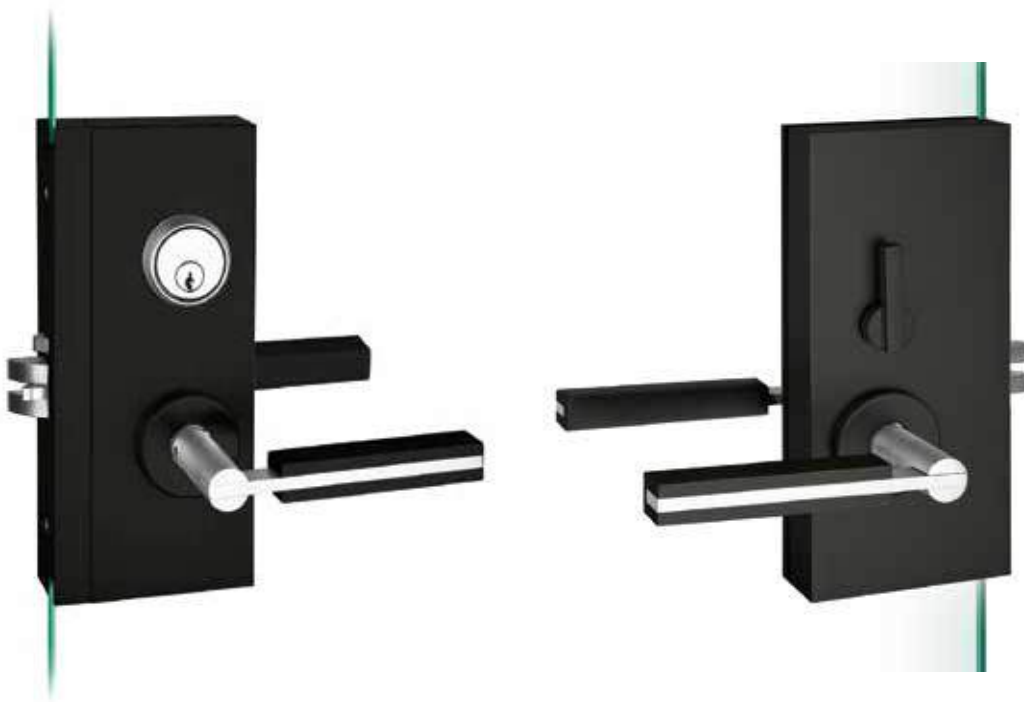
• = A RICHIESTA FINITURA PVD
ON REQUEST FINISH PVD
A LA DEMANDE FINITION PVD
AUF ANFRAGE AUSFÜHRUNGEN PVD
OP AANVRAAG AFWERKINGEN PVD

page 384


▣ = A RICHIESTA FINITURA ACCIAIO INOX VERNICIATO
ON REQUEST FINISH STAINLESS STEEL
POWDERCOATED
A LA DEMANDE FINITION ACIER INOXIDABLE LAQUÉ
AUF ANFRAGE AUSFÜHRUNGEN EDELSTAHL
ROSTFREI LACKIERT
OP AANVRAAG AFWERKINGEN ROESTVAST STAAL
GELAKT

page 384





- Acciaio Inox Verniciato
Stainless Steel Powder Coated
- Acciaio Inox - Alluminio
Stainless Steel - Aluminium

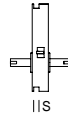


- ◆ . 1 LEFT HAND (LH)
- . 2 RIGHT HAND (RH)
- . 3 LEFT HAND REVERSE (LHR)
- . 4 RIGHT HAND REVERSE (RHR)



.41

PASSAGE



S

12 mm

12,7 mm

ART.



HGU.LCK.0A12. xx . x
STA.001.0UT8. xx

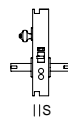


HGU.LCK.0A13. xx . x
STA.001.0UT8. xx



.39

OFFICE/
CORRIDOR



12 mm

12,7 mm



HGU.LCK.0F12. xx . x
STA.001.0UT8. xx

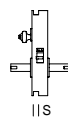


HGU.LCK.0F13. xx . x
STA.001.0UT8. xx



.40

CLASSROOM



12 mm

12,7 mm

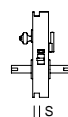


HGU.LCK.0G12. xx . x
STA.001.0UT8. xx




HGU.LCK.0G13. xx . x
STA.001.0UT8. xx

OFFICE/ENTRY



12 mm

12,7 mm

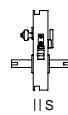


• HGU.LCK.1112. xx . x
• STA.001.0UT8. xx



• HGU.LCK.1113. xx . x
• STA.001.0UT8. xx

DORMITORY



12 mm

12,7 mm



HGU.LCK.1E12. xx . x
STA.001.0UT8. xx

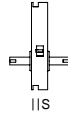


HGU.LCK.1E13. xx . x
STA.001.0UT8. xx



.41

PASSAGE

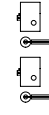


S

12 mm

12,7 mm

ART.



HGU.LCK.0A12. xx . x
STA.002.OUT8. xx

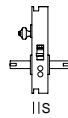


HGU.LCK.0A13. xx . x
STA.002.OUT8. xx



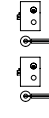
.39

OFFICE/
CORRIDOR



12 mm

12,7 mm



HGU.LCK.0F12. xx . x
STA.002.OUT8. xx

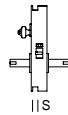


HGU.LCK.0F13. xx . x
STA.002.OUT8. xx



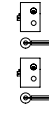
.40

CLASSROOM



12 mm

12,7 mm

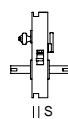


HGU.LCK.0G12. xx . x
STA.002.OUT8. xx



HGU.LCK.0G13. xx . x
STA.002.OUT8. xx

OFFICE/ENTRY



12 mm

12,7 mm

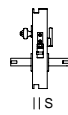


HGU.LCK.1I12. xx . x
STA.002.OUT8. xx



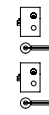
HGU.LCK.1I13. xx . x
STA.002.OUT8. xx

DORMITORY



12 mm

12,7 mm



HGU.LCK.1E12. xx . x
STA.002.OUT8. xx

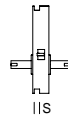


HGU.LCK.1E13. xx . x
STA.002.OUT8. xx



.41

PASSAGE



S

12 mm

12,7 mm

ART.



HGU.LCK.0A12. xx . x
STA.003.OUT8. xx

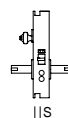


HGU.LCK.0A13. xx . x
STA.003.OUT8. xx



.39

OFFICE/
CORRIDOR



12 mm

12,7 mm



HGU.LCK.0F12. xx . x
STA.003.OUT8. xx

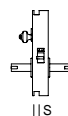


HGU.LCK.0F13. xx . x
STA.003.OUT8. xx



.40

CLASSROOM



12 mm

12,7 mm

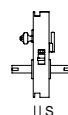


HGU.LCK.1G12. xx . x
STA.003.OUT8. xx



HGU.LCK.1G13. xx . x
STA.003.OUT8. xx

OFFICE/ENTRY



12 mm

12,7 mm

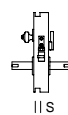


HGU.LCK.1I12. xx . x
STA.003.OUT8. xx



HGU.LCK.1I13. xx . x
STA.003.OUT8. xx

DORMITORY



12 mm

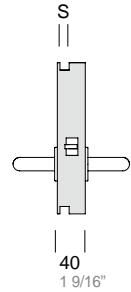
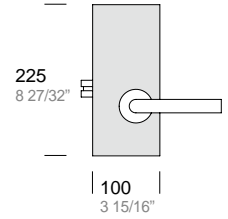

12,7 mm




HGU.LCK.1E12. xx . x
STA.003.OUT8. xx



HGU.LCK.1E13. xx . x
STA.003.OUT8. xx



- Acciaio Inox Verniciato
Stainless Steel Powder Coated
- Acciaio Inox - Alluminio
Stainless Steel - Aluminium

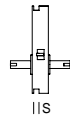


- ◆ . 1 LEFT HAND (LH)
- . 2 RIGHT HAND (RH)
- . 3 LEFT HAND REVERSE (LHR)
- . 4 RIGHT HAND REVERSE (RHR)



.41

PASSAGE



S

12 mm

12,7 mm

ART.



HGU.LCK.0A12. xx . x
STA.004.0UT8. xx

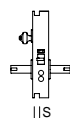


HGU.LCK.0A13. xx . x
STA.004.0UT8. xx



.39

OFFICE/
CORRIDOR



12 mm

12,7 mm



HGU.LCK.0F12. xx . x
STA.004.0UT8. xx

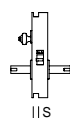


HGU.LCK.0F13. xx . x
STA.004.0UT8. xx



.40

CLASSROOM



12 mm

12,7 mm

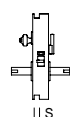


HGU.LCK.0G12. xx . x
STA.004.0UT8. xx



HGU.LCK.0G13. xx . x
STA.004.0UT8. xx

OFFICE/ENTRY



12 mm

12,7 mm

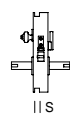


HGU.LCK.1112. xx . x
STA.004.0UT8. xx



HGU.LCK.1113. xx . x
STA.004.0UT8. xx

DORMITORY



12 mm

12,7 mm



HGU.LCK.1E12. xx . x
STA.004.0UT8. xx

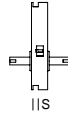


HGU.LCK.1E13. xx . x
STA.004.0UT8. xx



.41

PASSAGE

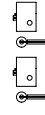


S

12 mm

12,7 mm

ART.



HGU.LCK.0A12. xx . x
STA.005.OUT8. xx

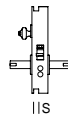


HGU.LCK.0A13. xx . x
STA.005.OUT8. xx



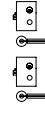
.39

OFFICE/
CORRIDOR



12 mm

12,7 mm



HGU.LCK.0F12. xx . x
STA.005.OUT8. xx

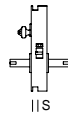


HGU.LCK.0F13. xx . x
STA.005.OUT8. xx



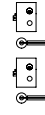
.40

CLASSROOM



12 mm

12,7 mm

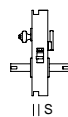


HGU.LCK.0G12. xx . x
STA.005.OUT8. xx



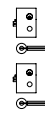
HGU.LCK.0G13. xx . x
STA.005.OUT8. xx

OFFICE/ENTRY



12 mm

12,7 mm

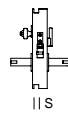


HGU.LCK.1I12. xx . x
STA.005.OUT8. xx



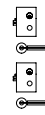
HGU.LCK.1I13. xx . x
STA.005.OUT8. xx

DORMITORY



12 mm

12,7 mm



HGU.LCK.1E12. xx . x
STA.005.OUT8. xx

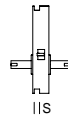


HGU.LCK.1E13. xx . x
STA.005.OUT8. xx



.41

PASSAGE



S

12 mm

12,7 mm

ART.



HGU.LCK.0A12. xx . x
STA.006.OUT8. xx

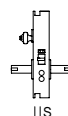


HGU.LCK.0A13. xx . x
STA.006.OUT8. xx



.39

OFFICE/
CORRIDOR



12 mm

12,7 mm



HGU.LCK.0F12. xx . x
STA.006.OUT8. xx

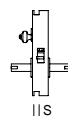


HGU.LCK.0F13. xx . x
STA.006.OUT8. xx



.40

CLASSROOM



12 mm

12,7 mm

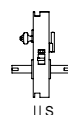


HGU.LCK.1G12. xx . x
STA.006.OUT8. xx



HGU.LCK.1G13. xx . x
STA.006.OUT8. xx

OFFICE/ENTRY



12 mm

12,7 mm

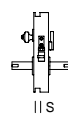


HGU.LCK.1I12. xx . x
STA.006.OUT8. xx



HGU.LCK.1I13. xx . x
STA.006.OUT8. xx

DORMITORY



12 mm

12,7 mm



HGU.LCK.1E12. xx . x
STA.006.OUT8. xx



HGU.LCK.1E13. xx . x
STA.006.OUT8. xx

MANIGLIE

LEVER HANDLES



LE MANIGLIE PBA SONO DISEGNATE PER PERMETTERE ALL'ACCIAIO DI MOSTRARE LA SUA FORZA, LA SUA FLESSIBILITÀ, LA SUA ELEGANZA. LA FILOSOFIA DEL NULLA IN ECCESSO FORGIA FORME CHE MOSTRANO ED ESALTANO SOPRATTUTTO LA FUNZIONE. PBA HANDLES ARE DESIGNED TO LET STAINLESS STEEL SHOW ITS STRENGTH, FLEXIBLE FORCE AND ELEGANCE. THE NOTHING IN EXCESS PHILOSOPHY FORGES SHAPES TO SHOW AND ENHANCE THE FUNCTION.







PROGRAMMA IT
Stainless steel AISI 316L

page 318





PROGRAMMA YOD
Stainless steel AISI 316L
Wood
Leather

page 326











PROGRAMMA 2000A
Aluminium

page 348




PROGRAMMA 2000
Stainless steel AISI 316L

page 332



PROGRAMMA STEELALU
Stainless steel AISI 316L
Aluminium

page 349



PROGRAMMA HOME
Stainless steel AISI 316L
Leather
Wood

page 352




ACCESSORIES
page 366
LEGEND
page 1

TECHNICAL REFERENCES
page 421



P B A
PATENTED
DESIGN

PATENT
VI 2009 O 000028



.XX = CODICE FINITURA
FINISH CODE

ACCIAIO INOX
STAINLESS STEEL

.44
.43

ACCIAIO INOX
VERNICIATO
STAINLESS STEEL
POWDERCOATED

.40
.31
.32
.38
.39
.41

.99 COLORI A RICHIESTA
COLOURS ON REQUEST
TO MATCH ANY RAL #

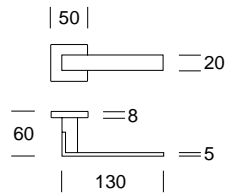
PVD

.83

ART.



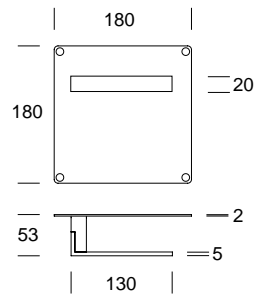
0IT.151.0000 . xx



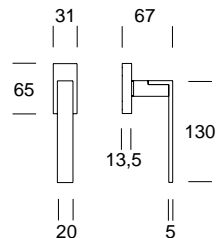
ART.



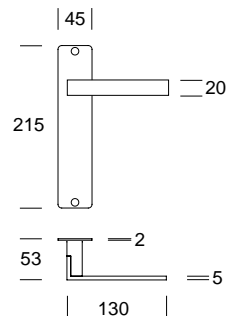
0IT.151.00A1. xx
0IT.151.00A2. xx
0IT.151.00A3. xx
0IT.151.00A5. xx



0IT.151.00DK. xx



0IT.151.00C1. xx
0IT.151.00C2. xx
0IT.151.00C3. xx
0IT.151.00C5. xx



P B A
PATENTED
DESIGN

PATENT
VI 2009 O 000028



.XX = CODICE FINITURA
FINISH CODE

ACCIAIO INOX
STAINLESS STEEL

.44
.43

ACCIAIO INOX
VERNICIATO
STAINLESS STEEL
POWDERCOATED

.40
.31
.32
.38
.39
.41

.99 COLORI A RICHIESTA
COLOURS ON REQUEST
TO MATCH ANY RAL #

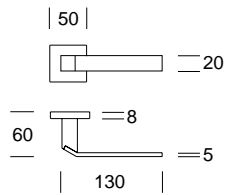
PVD

.83

ART.



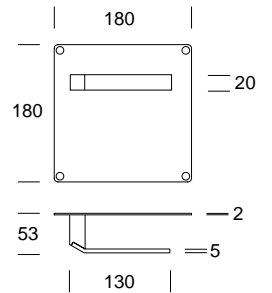
0IT.152.0000 . xx



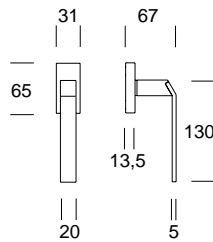
ART.



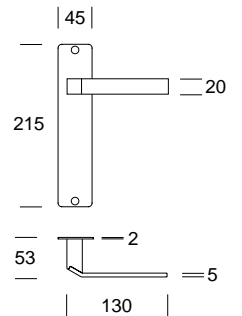
0IT.152.00A1 . xx
0IT.152.00A2 . xx
0IT.152.00A3 . xx
0IT.152.00A5 . xx



0IT.152.00DK . xx




0IT.152.00C1 . xx
0IT.152.00C2 . xx
0IT.152.00C3 . xx
0IT.152.00C5 . xx



P B A
PATENTED
DESIGN

PATENT
VI 2009 O 000028



.XX = CODICE FINITURA
FINISH CODE

ACCIAIO INOX
STAINLESS STEEL

.44
.43

ACCIAIO INOX
VERNICIATO
STAINLESS STEEL
POWDERCOATED

.40
.31
.32
.38
.39
.41

.99 COLORI A RICHIESTA
COLOURS ON REQUEST
TO MATCH ANY RAL #

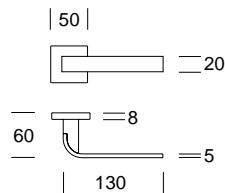
PVD

.83

ART.



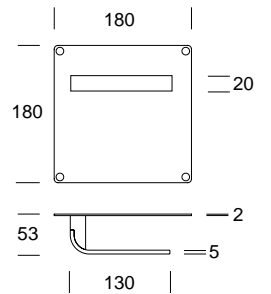
0IT.153.0000 . xx



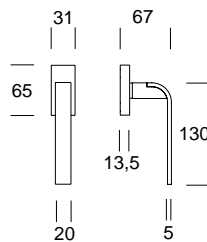
ART.



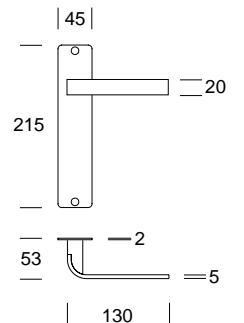
0IT.153.00A1 . xx
0IT.153.00A2 . xx
0IT.153.00A3 . xx
0IT.153.00A5 . xx




0IT.153.00DK . xx



0IT.153.00C1 . xx
0IT.153.00C2 . xx
0IT.153.00C3 . xx
0IT.153.00C5 . xx











.XX = CODICE FINITURA
FINISH CODE

ACCIAIO INOX
STAINLESS STEEL

.44 
.43 

ACCIAIO INOX
VERNICIATO
STAINLESS STEEL
POWDERCOATED

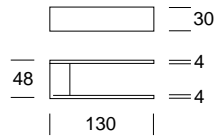
.40 
.31 
.32 
.38 
.39 
.41 

.99 COLORI A RICHIESTA
COLOURS ON REQUEST
TO MATCH ANY RAL #

ART.



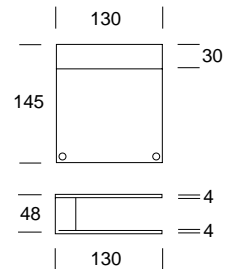
0IT.001.0000 . xx



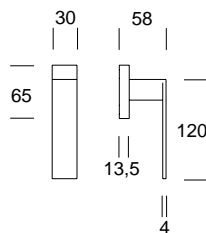
ART.




0IT.001.00P0 . xx
0IT.001.00PY . xx
0IT.001.00PP . xx
0IT.001.00PH . xx



0IT.001.00DK . xx





.XX = CODICE FINITURA
FINISH CODE

ACCIAIO INOX
STAINLESS STEEL

.44



.43



ACCIAIO INOX
VERNICIATO
STAINLESS STEEL
POWDERCOATED

.40



.31



.32



.38



.39



.41

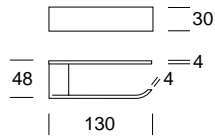


.99 COLORI A RICHIESTA
COLOURS ON REQUEST
TO MATCH ANY RAL #

ART.



0IT.01B.0000 . xx



ART.

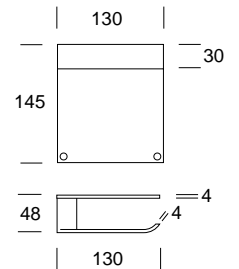


0IT.01B.00P0 . xx

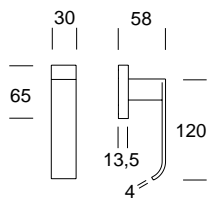
0IT.01B.00PY . xx

0IT.01B.00PP . xx

0IT.01B.00PH . xx



0IT.01B.00DK . xx





reddot design award
nomination

P B A
PATENTED
DESIGN

PATENT
VI 2009 O 000028

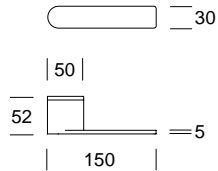
.XX = CODICE FINITURA
FINISH CODE

ACCIAIO INOX
STAINLESS STEEL

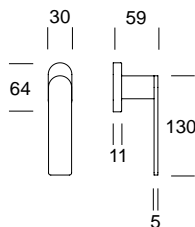
.44 ■
.43 ■

ART.

Ø 01T.150.0000 . xx



01T.150.00DK . xx



.XX = FINITURA
FINISH
FINITION
AFWERKING
AUSFÜHRUNG

ELICA - DESIGN JEROME BRUNET POUR BSA



reddot design award
winner



compasso d'oro award
nomination

.XX = CODICE FINITURA
FINISH CODE

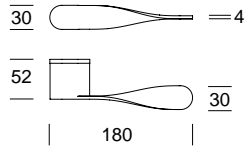
ACCIAIO INOX
STAINLESS STEEL

.44 ■
.43 ■

ART.



01T.180.0000 . xx



.XX = FINITURA
FINISH
FINITION
AFWERKING
AUSFÜHRUNG

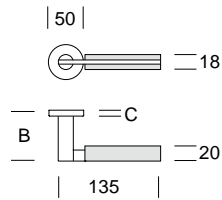




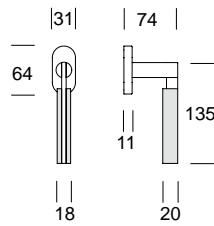
**.XX = CODICE FINITURA
FINISH CODE**

| LEGNO WOOD | ACCIAIO INOX STAINLESS STEEL |
|---------------|---------------------------------|
| .46 | Satin |
| .49 | Bright |
| .47 | Satin |
| .50 | Bright |
| .48 | Satin |
| .51 | Bright |
| PVD | |
| .83 | |

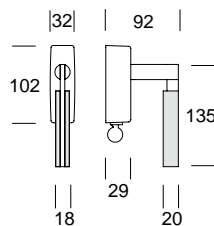
| ART. | B | C |
|-------------------|----|---|
| YOD.001.00T8 . xx | 70 | 8 |
| YOD.001.00T4 . xx | 65 | 4 |
| YOD.001.CST8 . xx | 70 | 8 |
| YOD.001.CST4 . xx | 65 | 4 |



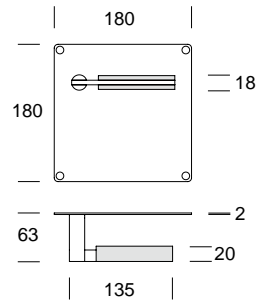
YOD.001.00DK . xx



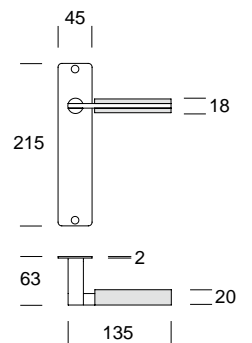
YOD.001.0DKK . xx



| ART. |
|-------------------|
| YOD.001.00A1 . xx |
| YOD.001.00A2 . xx |
| YOD.001.00A3 . xx |
| YOD.001.00A5 . xx |




| |
|-------------------|
| YOD.001.00C1 . xx |
| YOD.001.00C2 . xx |
| YOD.001.00C3 . xx |
| YOD.001.00C5 . xx |



.XX = FINITURA
FINISH
FINITION
AFWERKING
AUSFÜHRUNG

A RICHIESTA FINITURA PVD
ON REQUEST FINISH PVD
A LA DEMANDE FINITION PVD
AUF ANFRAGE AUSFÜHRUNGEN PVD
OP AANVRAAG AFWERKINGEN PVD

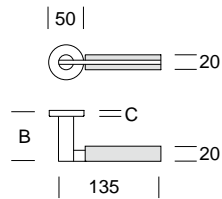




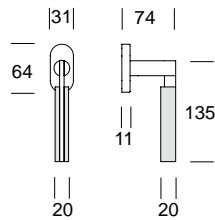
**.XX = CODICE FINITURA
FINISH CODE**

| LEGNO WOOD | | ACCIAIO INOX STAINLESS STEEL |
|---------------|--|---------------------------------|
| .46 | | Satin |
| .49 | | Bright |
| .47 | | Satin |
| .50 | | Bright |
| .48 | | Satin |
| .51 | | Bright |
| PVD | | |
| .83 | | |

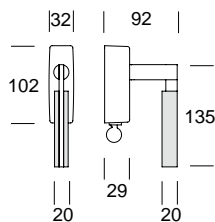
| ART. | B | C |
|-------------------|----|---|
| YOD.002.00T8 . xx | 70 | 8 |
| YOD.002.00T4 . xx | 65 | 4 |
| YOD.002.CST8 . xx | 70 | 8 |
| YOD.002.CST4 . xx | 65 | 4 |



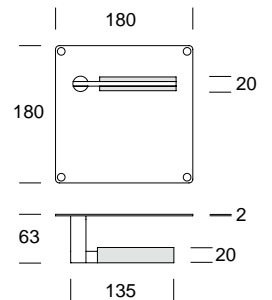
YOD.002.00DK . xx



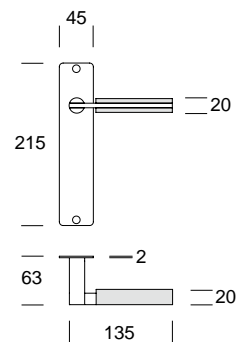
YOD.002.0DKK . xx



| ART. |
|-------------------|
| YOD.002.00A1 . xx |
| YOD.002.00A2 . xx |
| YOD.002.00A3 . xx |
| YOD.002.00A5 . xx |




| |
|-------------------|
| YOD.002.00C1 . xx |
| YOD.002.00C2 . xx |
| YOD.002.00C3 . xx |
| YOD.002.00C5 . xx |



.XX = FINITURA
FINISH
FINITION
AFWERKING
AUSFÜHRUNG

A RICHIESTA FINITURA PVD
ON REQUEST FINISH PVD
A LA DEMANDE FINITION PVD
AUF ANFRAGE AUSFÜHRUNGEN PVD
OP AANVRAAG AFWERKINGEN PVD





.XX = CODICE FINITURA
FINISH CODE

LEGNO ACCIAIO INOX
WOOD STAINLESS STEEL

| | | | |
|-----|--|--|--------|
| .46 | | | Satin |
| .49 | | | Bright |
| .47 | | | Satin |
| .50 | | | Bright |
| .48 | | | Satin |
| .51 | | | Bright |

ACCIAIO INOX
VERNICIATO
STAINLESS STEEL
POWDERCOATED

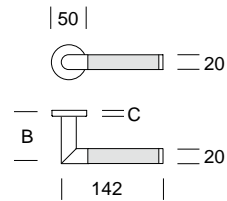
| | |
|-----|--|
| .40 | |
| .31 | |
| .32 | |
| .38 | |
| .39 | |
| .41 | |

.99 COLORI A RICHIESTA
COLOURS ON REQUEST
TO MATCH ANY RAL #

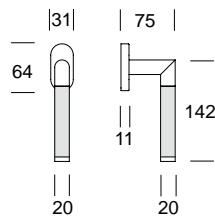
PVD

| | |
|-----|--|
| .83 | |
|-----|--|

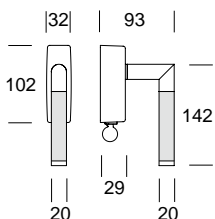
| ART. | B | C |
|-------------------|----|---|
| YOD.003.00T8 . xx | 71 | 8 |
| YOD.003.00T4 . xx | 66 | 4 |
| YOD.003.CST8 . xx | 71 | 8 |
| YOD.003.CST4 . xx | 66 | 4 |



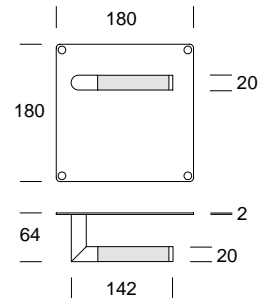
YOD.003.00DK . xx



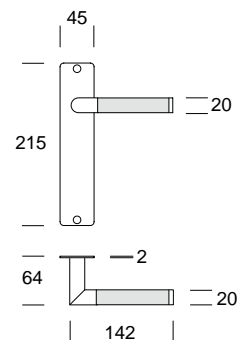
YOD.003.0DKK . xx



| ART. |
|-------------------|
| YOD.003.00A1 . xx |
| YOD.003.00A2 . xx |
| YOD.003.00A3 . xx |
| YOD.003.00A5 . xx |



| |
|-------------------|
| YOD.003.00C1 . xx |
| YOD.003.00C2 . xx |
| YOD.003.00C3 . xx |
| YOD.003.00C5 . xx |




.XX = FINITURA
FINISH
FINITION
AFWERKING
AUSFÜHRUNG

A RICHIESTA FINITURA PVD
ON REQUEST FINISH PVD
A LA DEMANDE FINITION PVD
AUF ANFRAGE AUSFÜHRUNGEN PVD
OP AANVRAAG AFWERKINGEN PVD

A RICHIESTA FINITURA ACCIAIO INOX VERNICIATO
ON REQUEST FINISH STAINLESS STEEL POWDERCOATED
A LA DEMANDE FINITION ACIER INOXIDABLE LAQUÉ
AUF ANFRAGE AUSFÜHRUNGEN EDELSTAHL ROSTFREI LACKIERT
OP AANVRAAG AFWERKINGEN ROESTVAST STAAL GELAKT

Mahogany Ash Wenge





**.XX = CODICE FINITURA
FINISH CODE**

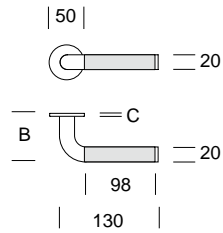
PELLE ACCIAIO INOX
LEATHER STAINLESS STEEL


| | | | |
|------------|--|--|--------|
| .4A | | | Satin |
| .3A | | | Bright |
| .4J | | | Satin |
| .3J | | | Bright |
| .4I | | | Satin |
| .3I | | | Bright |
| .4C | | | Satin |
| .3C | | | Bright |

ACCIAIO INOX
VERNICIATO
STAINLESS STEEL
POWDERCOATED

| | | |
|------------|--|--|
| .40 | | |
| .31 | | |
| .32 | | |
| .38 | | |
| .39 | | |
| .41 | | |
| .99 | COLORI A RICHIESTA COLOURS ON REQUEST TO MATCH ANY RAL # | |
| | PVD | |
| .83 | | |

| ART. | B | C |
|--------------------------|----|---|
| YOD.028.00T8 . xx | 70 | 8 |
| YOD.028.00T4 . xx | 65 | 4 |





.XX = CODICE FINITURA
FINISH CODE

PELLE ACCIAIO INOX
LEATHER STAINLESS STEEL

| | | | |
|-----|--|--|--------|
| .4A | | | Satin |
| .3A | | | Bright |
| .4J | | | Satin |
| .3J | | | Bright |
| .4I | | | Satin |
| .3I | | | Bright |
| .4C | | | Satin |
| .3C | | | Bright |

ACCIAIO INOX
VERNICIATO
STAINLESS STEEL
POWDERCOATED

| | |
|-----|--|
| .40 | |
| .31 | |
| .32 | |
| .38 | |
| .39 | |
| .41 | |

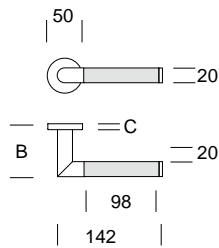
.99 COLORI A RICHIESTA
COLOURS ON REQUEST
TO MATCH ANY RAL #

PVD

| | |
|-----|--|
| .83 | |
|-----|--|

ART. B C

| | | |
|--|-------------------|------|
| | YOD.030.00T8 . xx | 71 8 |
| | YOD.030.00T4 . xx | 67 4 |







.XX = CODICE FINITURA
FINISH CODE

ACCIAIO INOX
STAINLESS STEEL

.44

.43

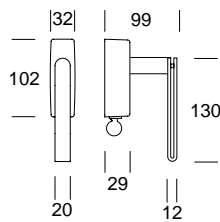
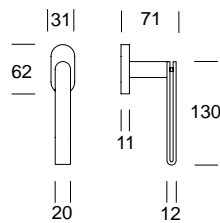
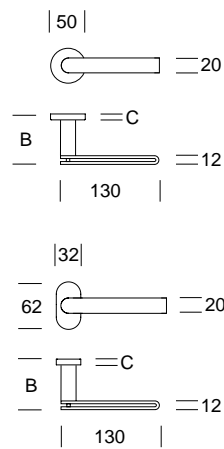
| ART. | B | C |
|-------------------|----|----|
| 2MM.015.00T8 . xx | 66 | 8 |
| 2MM.015.COT8 . xx | 66 | 8 |
| 2MM.015.0008 . xx | 66 | 10 |
| 2MM.015.00T4 . xx | 61 | 4 |
| 2MM.015.COT4 . xx | 61 | 4 |
| 2MM.015.0004 . xx | 61 | 4 |
| 2MM.015.CST8 . xx | 65 | 8 |
| 2MM.015.CS08 . xx | 66 | 10 |
| 2MM.015.CST4 . xx | 58 | 4 |
| 2MM.015.CS04 . xx | 58 | 4 |



2MM.015.00DK . xx



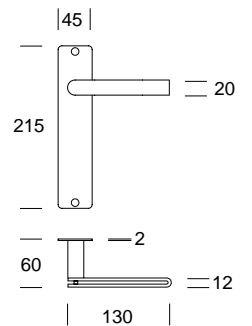
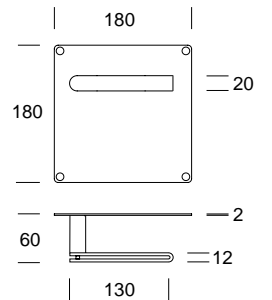
2MM.015.0DKK . xx



| ART. |
|-------------------|
| 2MM.015.00A1 . xx |
| 2MM.015.00A2 . xx |
| 2MM.015.00A3 . xx |
| 2MM.015.00A5 . xx |
| 2MM.015.CSA1 . xx |
| 2MM.015.CSA2 . xx |
| 2MM.015.CSA3 . xx |
| 2MM.015.CSA5 . xx |



| |
|-------------------|
| 2MM.015.00C1 . xx |
| 2MM.015.00C2 . xx |
| 2MM.015.00C3 . xx |
| 2MM.015.00C5 . xx |
| 2MM.015.CSC1 . xx |
| 2MM.015.CSC2 . xx |
| 2MM.015.CSC3 . xx |
| 2MM.015.CSC5 . xx |





.XX = CODICE FINITURA
FINISH CODE

ACCIAIO INOX
STAINLESS STEEL

.44
.43

ACCIAIO INOX
VERNICIATO
STAINLESS STEEL
POWDERCOATED

.40
.31
.32
.38
.39
.41

.99 COLORI A RICHIESTA
COLOURS ON REQUEST
TO MATCH ANY RAL #

PVD

.83

ART. B C

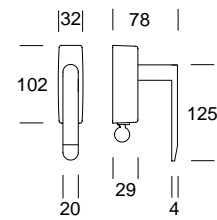
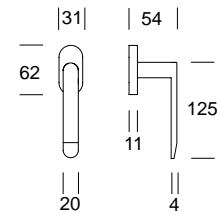
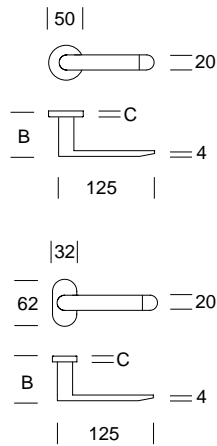
| | | | |
|--|-------------------|----|----|
| | 2MM.020.00T8 . xx | 62 | 8 |
| | 2MM.020.COT8 . xx | 62 | 8 |
| | 2MM.020.0008 . xx | 62 | 10 |
| | 2MM.020.00T4 . xx | 57 | 4 |
| | 2MM.020.COT4 . xx | 57 | 4 |
| | 2MM.020.0004 . xx | 57 | 4 |
| | 2MM.020.CST8 . xx | 61 | 8 |
| | 2MM.020.CS08 . xx | 62 | 10 |
| | 2MM.020.CST4 . xx | 54 | 4 |
| | 2MM.020.CS04 . xx | 54 | 4 |



2MM.020.00DK . xx



2MM.020.0DKK . xx

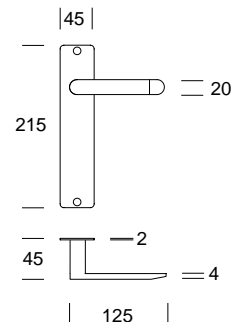
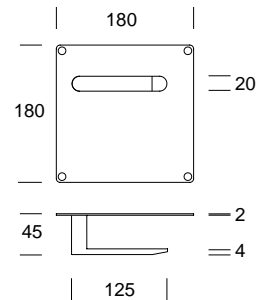



ART.

| | |
|--|-------------------|
| | 2MM.020.00A1 . xx |
| | 2MM.020.00A2 . xx |
| | 2MM.020.00A3 . xx |
| | 2MM.020.00A5 . xx |
| | 2MM.020.CSA1 . xx |
| | 2MM.020.CSA2 . xx |
| | 2MM.020.CSA3 . xx |
| | 2MM.020.CSA5 . xx |



| | |
|--|-------------------|
| | 2MM.020.00C1 . xx |
| | 2MM.020.00C2 . xx |
| | 2MM.020.00C3 . xx |
| | 2MM.020.00C5 . xx |
| | 2MM.020.CSC1 . xx |
| | 2MM.020.CSC2 . xx |
| | 2MM.020.CSC3 . xx |
| | 2MM.020.CSC5 . xx |





.XX = CODICE FINITURA
FINISH CODE

ACCIAIO INOX
STAINLESS STEEL

.44
.43

ACCIAIO INOX
VERNICIATO
STAINLESS STEEL
POWDERCOATED

.40
.31
.32
.38
.39
.41

.99 COLORI A RICHIESTA
COLOURS ON REQUEST
TO MATCH ANY RAL #

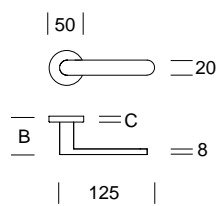
PVD

.83

ART.

B C

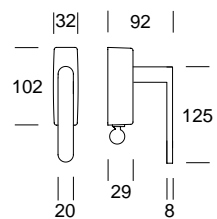
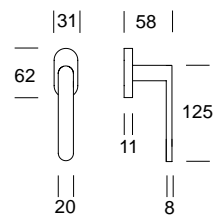
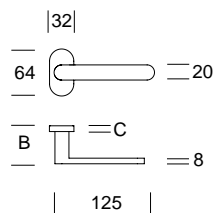
| | | | |
|--|-------------------|----|----|
| | 2MM.20S.00T8 . xx | 55 | 8 |
| | 2MM.20S.0008 . xx | 55 | 10 |
| | 2MM.20S.00T4 . xx | 50 | 4 |
| | 2MM.20S.0004 . xx | 49 | 4 |



2MM.20S.00DK . xx



2MM.20S.0DKK . xx

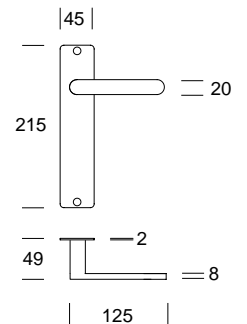
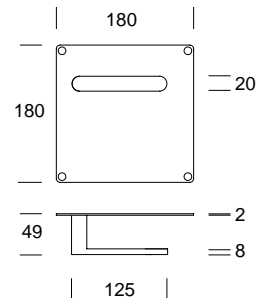


ART.

- 2MM.20S.00A1 . xx
- 2MM.20S.00A2 . xx
- 2MM.20S.00A3 . xx
- 2MM.20S.00A5 . xx
- 2MM.20S.CSA1 . xx
- 2MM.20S.CSA2 . xx
- 2MM.20S.CSA3 . xx
- 2MM.20S.CSA5 . xx



- 2MM.20S.00C1 . xx
- 2MM.20S.00C2 . xx
- 2MM.20S.00C3 . xx
- 2MM.20S.00C5 . xx
- 2MM.20S.CSC1 . xx
- 2MM.20S.CSC2 . xx
- 2MM.20S.CSC3 . xx
- 2MM.20S.CSC5 . xx





.XX = CODICE FINITURA
FINISH CODE

ACCIAIO INOX
STAINLESS STEEL

.44

.43

ACCIAIO INOX
VERNICIATO

STAINLESS STEEL
POWDERCOATED

.40

.31

.32

.38

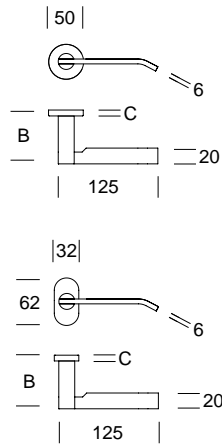
.39

.41

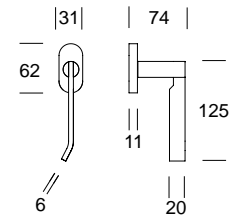
.99 COLORI A RICHIESTA
COLOURS ON REQUEST
TO MATCH ANY RAL #

ART. B C

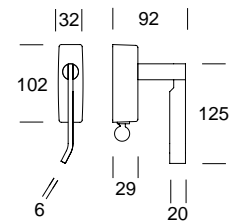
| | | |
|--|-------------------|-------|
| | 2MM.022.00T8 . xx | 69 8 |
| | 2MM.022.COT8 . xx | 69 8 |
| | 2MM.022.0008 . xx | 69 10 |
| | 2MM.022.00T4 . xx | 64 4 |
| | 2MM.022.COT4 . xx | 64 4 |
| | 2MM.022.0004 . xx | 64 4 |
| | 2MM.022.CST8 . xx | 68 8 |
| | 2MM.022.CS08 . xx | 69 10 |
| | 2MM.022.CST4 . xx | 61 4 |
| | 2MM.022.CS04 . xx | 61 4 |



2MM.022.00DK . xx .x

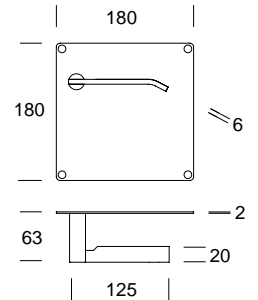


2MM.022.0DKK . xx .x

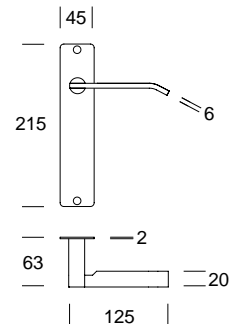


ART.

- 2MM.022.00A1 . xx
- 2MM.022.00A2 . xx
- 2MM.022.00A3 . xx
- 2MM.022.00A5 . xx
- 2MM.022.CSA1 . xx
- 2MM.022.CSA2 . xx
- 2MM.022.CSA3 . xx
- 2MM.022.CSA5 . xx



- 2MM.022.00C1 . xx
- 2MM.022.00C2 . xx
- 2MM.022.00C3 . xx
- 2MM.022.00C5 . xx
- 2MM.022.CSC1 . xx
- 2MM.022.CSC2 . xx
- 2MM.022.CSC3 . xx
- 2MM.022.CSC5 . xx





.XX = CODICE FINITURA
FINISH CODE

ACCIAIO INOX
STAINLESS STEEL

.44
.43

ACCIAIO INOX
VERNICIATO

STAINLESS STEEL
POWDERCOATED

.40
.31
.32
.38
.39
.41

.99 COLORI A RICHIESTA
COLOURS ON REQUEST
TO MATCH ANY RAL #

PVD

.83

ART. B C

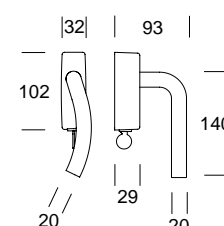
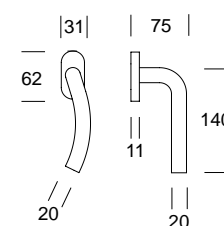
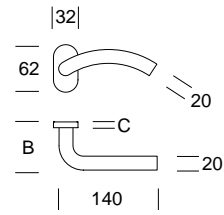
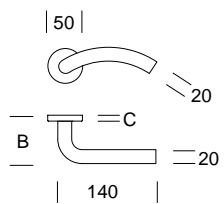
- ⊙ ⊙ 2MM.026.00T8 . xx 71 8
- ⊙ ⊙ 2MM.026.COT8 . xx 71 8
- ⊙ ⊙ 2MM.026.0008 . xx 71 10
- ⊙ ⊙ 2MM.026.00T4 . xx 66 4
- ⊙ ⊙ 2MM.026.COT4 . xx 66 4
- ⊙ ⊙ 2MM.026.0004 . xx 66 4
- ⊙ ⊙ 2MM.026.CST8 . xx 70 8
- ⊙ ⊙ 2MM.026.CS08 . xx 71 10
- ⊙ ⊙ 2MM.026.CST4 . xx 63 4
- ⊙ ⊙ 2MM.026.CS04 . xx 63 4



2MM.026.00DK . xx .x



2MM.026.0DKK . xx .x

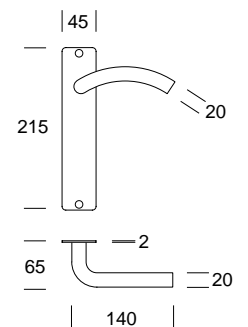
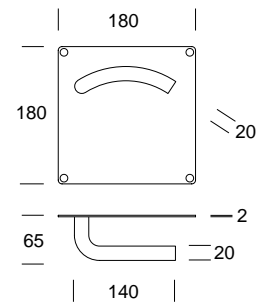


ART.

- ⊙ 2MM.026.00A1 . xx
- ⊙ 2MM.026.00A2 . xx
- ⊙ 2MM.026.00A3 . xx
- ⊙ 2MM.026.00A5 . xx
- ⊙ 2MM.026.CSA1 . xx
- ⊙ 2MM.026.CSA2 . xx
- ⊙ 2MM.026.CSA3 . xx
- ⊙ 2MM.026.CSA5 . xx
- ⊙ 2MM.026.FSA1 . xx
- ⊙ 2MM.026.FSA2 . xx



- ⊙ 2MM.026.00C1 . xx
- ⊙ 2MM.026.00C2 . xx
- ⊙ 2MM.026.00C3 . xx
- ⊙ 2MM.026.00C5 . xx
- ⊙ 2MM.026.CSC1 . xx
- ⊙ 2MM.026.CSC2 . xx
- ⊙ 2MM.026.CSC3 . xx
- ⊙ 2MM.026.CSC5 . xx
- ⊙ 2MM.026.FSC1 . xx
- ⊙ 2MM.026.FSC2 . xx



.XX = FINITURA
FINISH
FINITION
AFWERKING
AUSFÜHRUNG

A RICHIESTA FINITURA PVD
ON REQUEST FINISH PVD
A LA DEMANDE FINITION PVD
AUF ANFRAGE AUSFÜHRUNGEN PVD
OP AANVRAAG AFWERKINGEN PVD

A RICHIESTA FINITURA ACCIAIO INOX VERNICIATO
ON REQUEST FINISH STAINLESS STEEL POWDERCOATED
A LA DEMANDE FINITION ACIER INOXIDABLE LAQUÉ
AUF ANFRAGE AUSFÜHRUNGEN EDELSTAHL ROSTFREI LACKIERT
OP AANVRAAG AFWERKINGEN ROESTVAST STAAL GELAKT

◆
. 1 DESTRO RIGHT DROITE RECHTS
. 2 SINISTRO LEFT GAUCHE LINKS



.XX = CODICE FINITURA
FINISH CODE

ACCIAIO INOX
STAINLESS STEEL

.44
.43

ACCIAIO INOX
VERNICIATO
STAINLESS STEEL
POWDERCOATED

.40
.31
.32
.38
.39
.41

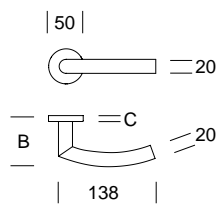
.99 COLORI A RICHIESTA
COLOURS ON REQUEST
TO MATCH ANY RAL #

PVD

.83

ART. B C

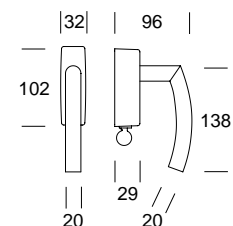
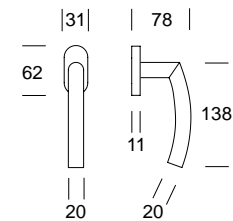
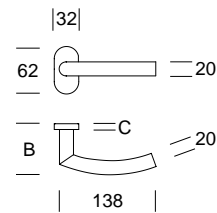
- 2MM.027.00T8 . xx 74 8
- 2MM.027.COT8 . xx 74 8
- 2MM.027.0008 . xx 74 10
- 2MM.027.00T4 . xx 69 4
- 2MM.027.COT4 . xx 69 4
- 2MM.027.0004 . xx 69 4
- 2MM.027.CST8 . xx 73 8
- 2MM.027.CS08 . xx 74 10
- 2MM.027.CST4 . xx 66 4
- 2MM.027.CS04 . xx 66 4



2MM.027.00DK . xx

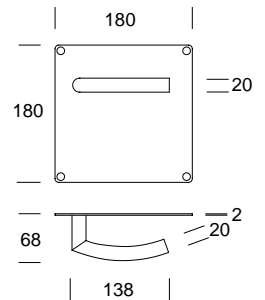


2MM.027.0DKK . xx

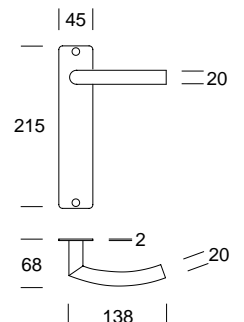


ART.

- 2MM.027.00A1 . xx
- 2MM.027.00A2 . xx
- 2MM.027.00A3 . xx
- 2MM.027.00A5 . xx
- 2MM.027.CSA1 . xx
- 2MM.027.CSA2 . xx
- 2MM.027.CSA3 . xx
- 2MM.027.CSA5 . xx



- 2MM.027.00C1 . xx
- 2MM.027.00C2 . xx
- 2MM.027.00C3 . xx
- 2MM.027.00C5 . xx
- 2MM.027.CSC1 . xx
- 2MM.027.CSC2 . xx
- 2MM.027.CSC3 . xx
- 2MM.027.CSC5 . xx



.XX = FINITURA
FINISH
FINITION
AFWERKING
AUSFÜHRUNG

A RICHIESTA FINITURA PVD
ON REQUEST FINISH PVD
A LA DEMANDE FINITION PVD
AUF ANFRAGE AUSFÜHRUNGEN PVD
OP AANVRAAG AFWERKINGEN PVD

A RICHIESTA FINITURA ACCIAIO INOX VERNICIATO
ON REQUEST FINISH STAINLESS STEEL POWDERCOATED
A LA DEMANDE FINITION ACIER INOXIDABLE LAQUÉ
AUF ANFRAGE AUSFÜHRUNGEN EDELSTAHL ROSTFREI LACKIERT
OP AANVRAAG AFWERKINGEN ROESTVAST STAAL GELAKT



.XX = CODICE FINITURA
FINISH CODE

ACCIAIO INOX
STAINLESS STEEL

.44
.43

ACCIAIO INOX
VERNICIATO

STAINLESS STEEL
POWDERCOATED

.40
.31
.32
.38
.39
.41

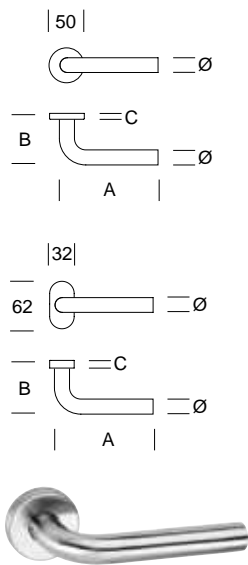
.99 COLORI A RICHIESTA
COLOURS ON REQUEST
TO MATCH ANY RAL #

PVD

.83

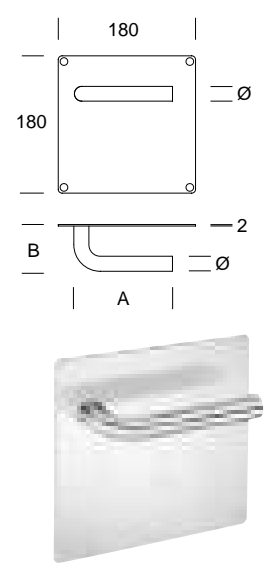
ART. Ø A B C

| | | | | | |
|--|------------------|----|-----|----|----|
| | 2MM.016.00T8 .xx | 16 | 122 | 65 | 8 |
| | 2MM.016.COT8 .xx | 16 | 122 | 65 | 8 |
| | 2MM.016.0008 .xx | 16 | 122 | 65 | 10 |
| | 2MM.016.00T4 .xx | 16 | 122 | 60 | 4 |
| | 2MM.016.COT4 .xx | 16 | 122 | 60 | 4 |
| | 2MM.016.0004 .xx | 16 | 122 | 60 | 4 |
| | 2MM.016.CST4 .xx | 16 | 122 | 58 | 4 |
| | 2MM.016.CS04 .xx | 16 | 122 | 58 | 4 |
| | 2MM.028.00T8 .xx | 20 | 130 | 71 | 8 |
| | 2MM.028.COT8 .xx | 20 | 130 | 71 | 8 |
| | 2MM.028.0008 .xx | 20 | 130 | 71 | 10 |
| | 2MM.028.00T4 .xx | 20 | 130 | 66 | 4 |
| | 2MM.028.COT4 .xx | 20 | 130 | 66 | 4 |
| | 2MM.028.0004 .xx | 20 | 130 | 66 | 4 |
| | 2MM.028.CST8 .xx | 20 | 130 | 70 | 8 |
| | 2MM.028.CS08 .xx | 20 | 130 | 71 | 10 |
| | 2MM.028.CST4 .xx | 20 | 130 | 63 | 4 |
| | 2MM.028.CS04 .xx | 20 | 130 | 63 | 4 |
| | 2MM.028.FST8 .xx | 20 | 130 | 71 | 8 |
| | 2MM.028.FS08 .xx | 20 | 130 | 71 | 10 |

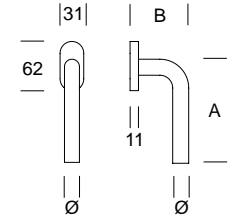


ART. Ø A B

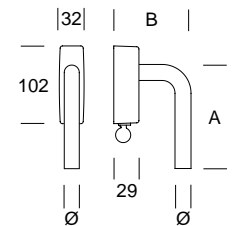
| | | | | |
|--|------------------|----|-----|----|
| | 2MM.016.00A1 .xx | 16 | 122 | 59 |
| | 2MM.016.00A2 .xx | 16 | 122 | 59 |
| | 2MM.016.00A3 .xx | 16 | 122 | 59 |
| | 2MM.016.00A5 .xx | 16 | 122 | 59 |
| | 2MM.016.CSA1 .xx | 16 | 122 | 59 |
| | 2MM.016.CSA2 .xx | 16 | 122 | 59 |
| | 2MM.016.CSA3 .xx | 16 | 122 | 59 |
| | 2MM.016.CSA5 .xx | 16 | 122 | 59 |
| | 2MM.028.00A1 .xx | 20 | 130 | 65 |
| | 2MM.028.00A2 .xx | 20 | 130 | 65 |
| | 2MM.028.00A3 .xx | 20 | 130 | 65 |
| | 2MM.028.00A5 .xx | 20 | 130 | 65 |
| | 2MM.028.CSA1 .xx | 20 | 130 | 65 |
| | 2MM.028.CSA2 .xx | 20 | 130 | 65 |
| | 2MM.028.CSA3 .xx | 20 | 130 | 65 |
| | 2MM.028.CSA5 .xx | 20 | 130 | 65 |
| | 2MM.028.FSA1 .xx | 20 | 130 | 65 |
| | 2MM.028.FSA2 .xx | 20 | 130 | 65 |



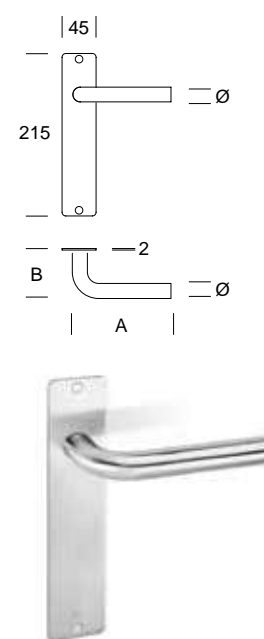
2MM.016.00DK .xx 16 122 70
2MM.028.00DK .xx 20 130 75



2MM.016.0DKK .xx 16 122 87
2MM.028.0DKK .xx 20 130 93



| | | | | |
|--|------------------|----|-----|----|
| | 2MM.016.00C1 .xx | 16 | 122 | 59 |
| | 2MM.016.00C2 .xx | 16 | 122 | 59 |
| | 2MM.016.00C3 .xx | 16 | 122 | 59 |
| | 2MM.016.00C5 .xx | 16 | 122 | 59 |
| | 2MM.016.CSC1 .xx | 16 | 122 | 59 |
| | 2MM.016.CSC2 .xx | 16 | 122 | 59 |
| | 2MM.016.CSC3 .xx | 16 | 122 | 59 |
| | 2MM.016.CSC5 .xx | 16 | 122 | 59 |
| | 2MM.028.00C1 .xx | 20 | 130 | 65 |
| | 2MM.028.00C2 .xx | 20 | 130 | 65 |
| | 2MM.028.00C3 .xx | 20 | 130 | 65 |
| | 2MM.028.00C5 .xx | 20 | 130 | 65 |
| | 2MM.028.CSC1 .xx | 20 | 130 | 65 |
| | 2MM.028.CSC2 .xx | 20 | 130 | 65 |
| | 2MM.028.CSC3 .xx | 20 | 130 | 65 |
| | 2MM.028.CSC5 .xx | 20 | 130 | 65 |
| | 2MM.028.FSC1 .xx | 20 | 130 | 65 |
| | 2MM.028.FSC2 .xx | 20 | 130 | 65 |



.XX = FINITURA
FINISH
FINITION
AFWERKING
AUSFÜHRUNG

A RICHIESTA FINITURA PVD
ON REQUEST FINISH PVD
A LA DEMANDE FINITION PVD
AUF ANFRAGE AUSFÜHRUNGEN PVD
OP AANVRAAG AFWERKINGEN PVD

A RICHIESTA FINITURA ACCIAIO INOX VERNICIATO
ON REQUEST FINISH STAINLESS STEEL POWDERCOATED
A LA DEMANDE FINITION ACIER INOXIDABLE LAQUÉ
AUF ANFRAGE AUSFÜHRUNGEN EDELSTAHL ROSTFREI LACKIERT
OP AANVRAAG AFWERKINGEN ROESTVAST STAAL GELAKT

TITLE 24



.XX = CODICE FINITURA
FINISH CODE

ACCIAIO INOX
STAINLESS STEEL

.44
.43

ACCIAIO INOX
VERNICIATO
STAINLESS STEEL
POWDERCOATED

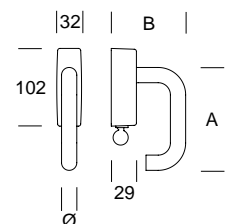
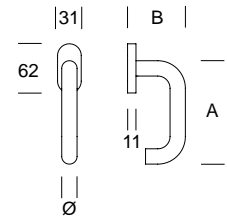
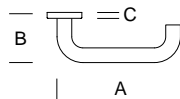
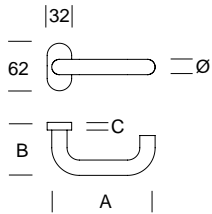
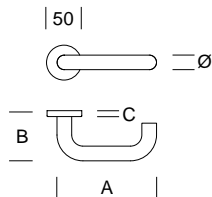
.40
.31
.32
.38
.39
.41

.99 COLORI A RICHIESTA
COLOURS ON REQUEST
TO MATCH ANY RAL #

PVD

.83

| ART. | Ø | A | B | C |
|------------------|----|-----|----|----|
| 2MM.16B.00T8 .xx | 16 | 132 | 65 | 8 |
| 2MM.16B.COT8 .xx | 16 | 132 | 65 | 8 |
| 2MM.16B.0008 .xx | 16 | 132 | 65 | 10 |
| 2MM.16B.00T4 .xx | 16 | 132 | 60 | 4 |
| 2MM.16B.COT4 .xx | 16 | 132 | 60 | 4 |
| 2MM.16B.0004 .xx | 16 | 132 | 60 | 4 |
| 2MM.16B.CST4 .xx | 16 | 132 | 58 | 4 |
| 2MM.16B.CS04 .xx | 16 | 132 | 58 | 4 |
| 2MM.28B.00T8 .xx | 20 | 136 | 71 | 8 |
| 2MM.28B.COT8 .xx | 20 | 136 | 71 | 8 |
| 2MM.28B.0008 .xx | 20 | 136 | 71 | 10 |
| 2MM.28B.00T4 .xx | 20 | 136 | 66 | 4 |
| 2MM.28B.COT4 .xx | 20 | 136 | 66 | 4 |
| 2MM.28B.0004 .xx | 20 | 136 | 66 | 4 |
| 2MM.28B.CST8 .xx | 20 | 136 | 70 | 8 |
| 2MM.28B.CS08 .xx | 20 | 136 | 71 | 10 |
| 2MM.28B.CST4 .xx | 20 | 136 | 63 | 4 |
| 2MM.28B.CS04 .xx | 20 | 136 | 63 | 4 |
| 2MM.28B.FST8 .xx | 20 | 136 | 71 | 8 |
| 2MM.28B.FS08 .xx | 20 | 136 | 71 | 10 |
| 2MM.28H.CST8 .xx | 20 | 180 | 70 | 8 |



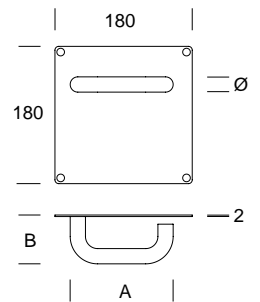
| | | | |
|------------------|----|-----|----|
| 2MM.16B.00DK .xx | 16 | 132 | 70 |
| 2MM.28B.00DK .xx | 20 | 136 | 75 |



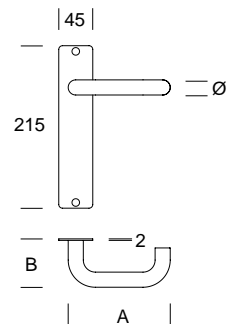
| | | | |
|------------------|----|-----|----|
| 2MM.16B.0DKK .xx | 16 | 132 | 87 |
| 2MM.28B.0DKK .xx | 20 | 136 | 93 |



| ART. | Ø | A | B |
|------------------|----|-----|----|
| 2MM.16B.00A1 .xx | 16 | 132 | 59 |
| 2MM.16B.00A2 .xx | 16 | 132 | 59 |
| 2MM.16B.00A3 .xx | 16 | 132 | 59 |
| 2MM.16B.00A5 .xx | 16 | 132 | 59 |
| 2MM.16B.CSA1 .xx | 16 | 132 | 59 |
| 2MM.16B.CSA2 .xx | 16 | 132 | 59 |
| 2MM.16B.CSA3 .xx | 16 | 132 | 59 |
| 2MM.16B.CSA5 .xx | 16 | 132 | 59 |
| 2MM.28B.00A1 .xx | 20 | 136 | 65 |
| 2MM.28B.00A2 .xx | 20 | 136 | 65 |
| 2MM.28B.00A3 .xx | 20 | 136 | 65 |
| 2MM.28B.00A5 .xx | 20 | 136 | 65 |
| 2MM.28B.CSA1 .xx | 20 | 136 | 65 |
| 2MM.28B.CSA2 .xx | 20 | 136 | 65 |
| 2MM.28B.CSA3 .xx | 20 | 136 | 65 |
| 2MM.28B.CSA5 .xx | 20 | 136 | 65 |
| 2MM.28B.FSA1 .xx | 20 | 136 | 65 |
| 2MM.28B.FSA2 .xx | 20 | 136 | 65 |



| | | | |
|------------------|----|-----|----|
| 2MM.16B.00C1 .xx | 16 | 132 | 59 |
| 2MM.16B.00C2 .xx | 16 | 132 | 59 |
| 2MM.16B.00C3 .xx | 16 | 132 | 59 |
| 2MM.16B.00C5 .xx | 16 | 132 | 59 |
| 2MM.16B.CSC1 .xx | 16 | 132 | 59 |
| 2MM.16B.CSC2 .xx | 16 | 132 | 59 |
| 2MM.16B.CSC3 .xx | 16 | 132 | 59 |
| 2MM.16B.CSC5 .xx | 16 | 132 | 59 |
| 2MM.28B.00C1 .xx | 20 | 136 | 65 |
| 2MM.28B.00C2 .xx | 20 | 136 | 65 |
| 2MM.28B.00C3 .xx | 20 | 136 | 65 |
| 2MM.28B.00C5 .xx | 20 | 136 | 65 |
| 2MM.28B.CSC1 .xx | 20 | 136 | 65 |
| 2MM.28B.CSC2 .xx | 20 | 136 | 65 |
| 2MM.28B.CSC3 .xx | 20 | 136 | 65 |
| 2MM.28B.CSC5 .xx | 20 | 136 | 65 |
| 2MM.28B.FSC1 .xx | 20 | 136 | 65 |
| 2MM.28B.FSC2 .xx | 20 | 136 | 65 |



.XX = FINITURA
FINISH
FINITION
AFWERKING
AUSFÜHRUNG

A RICHIESTA FINITURA PVD
ON REQUEST FINISH PVD
A LA DEMANDE FINITION PVD
AUF ANFRAGE AUSFÜHRUNGEN PVD
OP AANVRAAG AFWERKINGEN PVD

A RICHIESTA FINITURA ACCIAIO INOX VERNICIATO
ON REQUEST FINISH STAINLESS STEEL POWDERCOATED
A LA DEMANDE FINITION ACIER INOXIDABLE LAQUÉ
AUF ANFRAGE AUSFÜHRUNGEN EDELSTAHL ROSTFREI LACKIERT
OP AANVRAAG AFWERKINGEN ROESTVAST STAAL GELAKT



.XX = CODICE FINITURA
FINISH CODE

ACCIAIO INOX
STAINLESS STEEL

.44
.43

ACCIAIO INOX
VERNICIATO
STAINLESS STEEL
POWDERCOATED

.40
.31
.32
.38
.39
.41

.99 COLORI A RICHIESTA
COLOURS ON REQUEST
TO MATCH ANY RAL #

PVD

.83

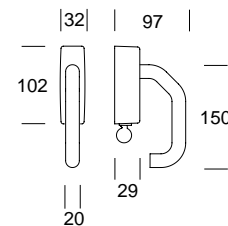
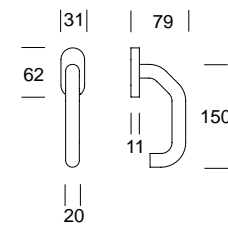
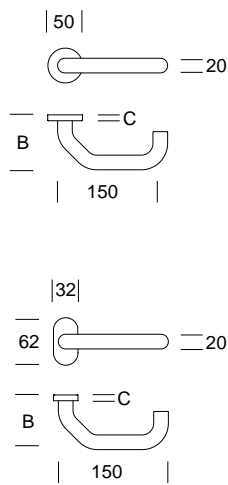
| ART. | B | C |
|-------------------|----|----|
| 2MM.029.00T8 . xx | 75 | 8 |
| 2MM.029.COT8 . xx | 75 | 8 |
| 2MM.029.0008 . xx | 75 | 10 |
| 2MM.029.00T4 . xx | 70 | 4 |
| 2MM.029.COT4 . xx | 70 | 4 |
| 2MM.029.0004 . xx | 70 | 4 |
| 2MM.029.CST8 . xx | 74 | 8 |
| 2MM.029.CS08 . xx | 75 | 10 |
| 2MM.029.CST4 . xx | 67 | 4 |
| 2MM.029.CS04 . xx | 67 | 4 |
| 2MM.029.FST8 . xx | 75 | 8 |
| 2MM.029.FS08 . xx | 75 | 10 |



2MM.029.00DK . xx



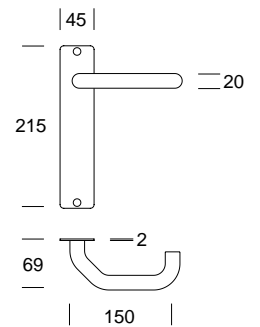
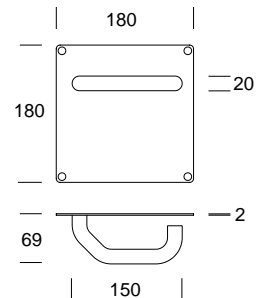
2MM.029.0DKK . xx




| ART. |
|-------------------|
| 2MM.029.00A1 . xx |
| 2MM.029.00A2 . xx |
| 2MM.029.00A3 . xx |
| 2MM.029.00A5 . xx |
| 2MM.029.CSA1 . xx |
| 2MM.029.CSA2 . xx |
| 2MM.029.CSA3 . xx |
| 2MM.029.CSA5 . xx |
| 2MM.029.FSA1 . xx |
| 2MM.029.FSA2 . xx |



| |
|-------------------|
| 2MM.029.00C1 . xx |
| 2MM.029.00C2 . xx |
| 2MM.029.00C3 . xx |
| 2MM.029.00C5 . xx |
| 2MM.029.CSC1 . xx |
| 2MM.029.CSC2 . xx |
| 2MM.029.CSC3 . xx |
| 2MM.029.CSC5 . xx |
| 2MM.029.FSC1 . xx |
| 2MM.029.FSC2 . xx |





.XX = CODICE FINITURA
FINISH CODE

ACCIAIO INOX
STAINLESS STEEL

.44
.43

ACCIAIO INOX
VERNICIATO
STAINLESS STEEL
POWDERCOATED

.40
.31
.32
.38
.39
.41

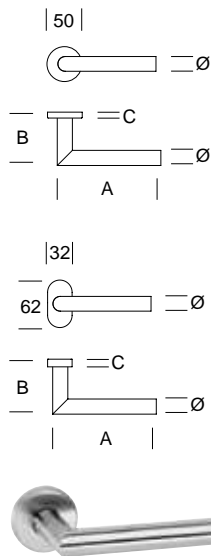
.99 COLORI A RICHIESTA
COLOURS ON REQUEST
TO MATCH ANY RAL #

PVD

.83

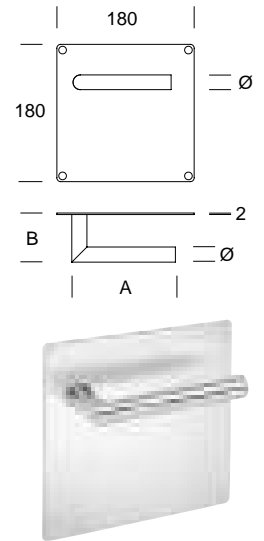
ART. Ø A B C

| | | | | | |
|-----|-------------------|----|-----|----|----|
| ⊙ ⊙ | 2MM.16L.00T8 . xx | 16 | 120 | 65 | 8 |
| ⊙ ⊙ | 2MM.16L.COT8 . xx | 16 | 120 | 65 | 8 |
| ⊙ ⊙ | 2MM.16L.0008 . xx | 16 | 120 | 65 | 10 |
| ⊙ ⊙ | 2MM.16L.00T4 . xx | 16 | 120 | 60 | 4 |
| ⊙ ⊙ | 2MM.16L.COT4 . xx | 16 | 120 | 60 | 4 |
| ⊙ ⊙ | 2MM.16L.0004 . xx | 16 | 120 | 60 | 4 |
| ⊙ ⊙ | 2MM.16L.CST4 . xx | 16 | 120 | 58 | 4 |
| ⊙ ⊙ | 2MM.16L.CS04 . xx | 16 | 120 | 58 | 4 |
| ⊙ ⊙ | 2MM.030.00T8 . xx | 20 | 135 | 71 | 8 |
| ⊙ ⊙ | 2MM.030.COT8 . xx | 20 | 135 | 71 | 8 |
| ⊙ ⊙ | 2MM.030.0008 . xx | 20 | 135 | 71 | 10 |
| ⊙ ⊙ | 2MM.030.00T4 . xx | 20 | 135 | 66 | 4 |
| ⊙ ⊙ | 2MM.030.COT4 . xx | 20 | 135 | 66 | 4 |
| ⊙ ⊙ | 2MM.030.0004 . xx | 20 | 135 | 66 | 4 |
| ⊙ ⊙ | 2MM.030.CST8 . xx | 20 | 135 | 70 | 8 |
| ⊙ ⊙ | 2MM.030.CS08 . xx | 20 | 135 | 71 | 10 |
| ⊙ ⊙ | 2MM.030.CST4 . xx | 20 | 135 | 63 | 4 |
| ⊙ ⊙ | 2MM.030.CS04 . xx | 20 | 135 | 63 | 4 |
| ⊙ ⊙ | 2MM.030.FST8 . xx | 20 | 135 | 71 | 8 |
| ⊙ ⊙ | 2MM.030.FS08 . xx | 20 | 135 | 71 | 10 |



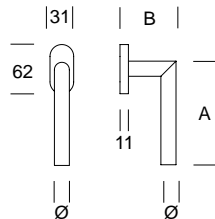
ART. Ø A B

| | | | | |
|-----|-------------------|----|-----|----|
| ⊙ ⊙ | 2MM.16L.00A1 . xx | 16 | 120 | 59 |
| ⊙ ⊙ | 2MM.16L.00A2 . xx | 16 | 120 | 59 |
| ⊙ ⊙ | 2MM.16L.00A3 . xx | 16 | 120 | 59 |
| ⊙ ⊙ | 2MM.16L.00A5 . xx | 16 | 120 | 59 |
| ⊙ ⊙ | 2MM.16L.CSA1 . xx | 16 | 120 | 59 |
| ⊙ ⊙ | 2MM.16L.CSA2 . xx | 16 | 120 | 59 |
| ⊙ ⊙ | 2MM.16L.CSA3 . xx | 16 | 120 | 59 |
| ⊙ ⊙ | 2MM.16L.CSA5 . xx | 16 | 120 | 59 |
| ⊙ ⊙ | 2MM.030.00A1 . xx | 20 | 135 | 65 |
| ⊙ ⊙ | 2MM.030.00A2 . xx | 20 | 135 | 65 |
| ⊙ ⊙ | 2MM.030.00A3 . xx | 20 | 135 | 65 |
| ⊙ ⊙ | 2MM.030.00A5 . xx | 20 | 135 | 65 |
| ⊙ ⊙ | 2MM.030.CSA1 . xx | 20 | 135 | 65 |
| ⊙ ⊙ | 2MM.030.CSA2 . xx | 20 | 135 | 65 |
| ⊙ ⊙ | 2MM.030.CSA3 . xx | 20 | 135 | 65 |
| ⊙ ⊙ | 2MM.030.CSA5 . xx | 20 | 135 | 65 |
| ⊙ ⊙ | 2MM.030.FSA1 . xx | 20 | 135 | 65 |
| ⊙ ⊙ | 2MM.030.FSA2 . xx | 20 | 135 | 65 |



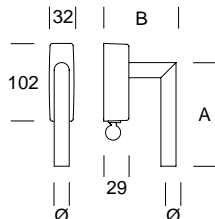
ART. Ø A B

| | | | |
|-------------------|----|-----|----|
| 2MM.16L.00DK . xx | 16 | 120 | 70 |
| 2MM.030.00DK . xx | 20 | 135 | 75 |



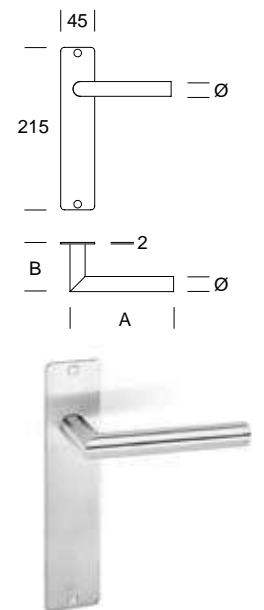
ART. Ø A B

| | | | |
|-------------------|----|-----|----|
| 2MM.16L.0DKK . xx | 16 | 120 | 87 |
| 2MM.030.0DKK . xx | 20 | 135 | 93 |



ART. Ø A B

| | | | | |
|-----|-------------------|----|-----|----|
| ⊙ ⊙ | 2MM.16L.00C1 . xx | 16 | 120 | 59 |
| ⊙ ⊙ | 2MM.16L.00C2 . xx | 16 | 120 | 59 |
| ⊙ ⊙ | 2MM.16L.00C3 . xx | 16 | 120 | 59 |
| ⊙ ⊙ | 2MM.16L.00C5 . xx | 16 | 120 | 59 |
| ⊙ ⊙ | 2MM.16L.CSC1 . xx | 16 | 120 | 59 |
| ⊙ ⊙ | 2MM.16L.CSC2 . xx | 16 | 120 | 59 |
| ⊙ ⊙ | 2MM.16L.CSC3 . xx | 16 | 120 | 59 |
| ⊙ ⊙ | 2MM.16L.CSC5 . xx | 16 | 120 | 59 |
| ⊙ ⊙ | 2MM.030.00C1 . xx | 20 | 135 | 65 |
| ⊙ ⊙ | 2MM.030.00C2 . xx | 20 | 135 | 65 |
| ⊙ ⊙ | 2MM.030.00C3 . xx | 20 | 135 | 65 |
| ⊙ ⊙ | 2MM.030.00C5 . xx | 20 | 135 | 65 |
| ⊙ ⊙ | 2MM.030.CSC1 . xx | 20 | 135 | 65 |
| ⊙ ⊙ | 2MM.030.CSC2 . xx | 20 | 135 | 65 |
| ⊙ ⊙ | 2MM.030.CSC3 . xx | 20 | 135 | 65 |
| ⊙ ⊙ | 2MM.030.CSC5 . xx | 20 | 135 | 65 |
| ⊙ ⊙ | 2MM.030.FSC1 . xx | 20 | 135 | 65 |
| ⊙ ⊙ | 2MM.030.FSC2 . xx | 20 | 135 | 65 |




.XX = FINITURA
FINISH
FINITION
AFWERKING
AUSFÜHRUNG

A RICHIESTA FINITURA PVD
ON REQUEST FINISH PVD
A LA DEMANDE FINITION PVD
AUF ANFRAGE AUSFÜHRUNGEN PVD
OP AANVRAAG AFWERKINGEN PVD

A RICHIESTA FINITURA ACCIAIO INOX VERNICIATO
ON REQUEST FINISH STAINLESS STEEL POWDERCOATED
A LA DEMANDE FINITION ACIER INOXIDABLE LAQUÉ
AUF ANFRAGE AUSFÜHRUNGEN EDELSTAHL ROSTFREI LACKIERT
OP AANVRAAG AFWERKINGEN ROESTVAST STAAL GELAKT

TITLE 24



.XX = CODICE FINITURA
FINISH CODE

ACCIAIO INOX
STAINLESS STEEL

.44
.43

ACCIAIO INOX
VERNICIATO
STAINLESS STEEL
POWDERCOATED

.40
.31
.32
.38
.39
.41

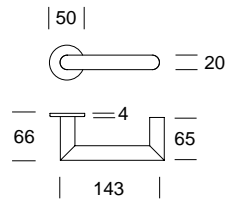
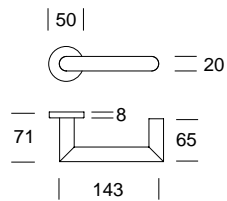
.99 COLORI A RICHIESTA
COLOURS ON REQUEST
TO MATCH ANY RAL #


PVD

.83

ART.

- ⊙ ⊙ 2MM.30B.00T8 . xx
- ⊙ ⊙ 2MM.30B.00T4 . xx





.XX = CODICE FINITURA
FINISH CODE

ACCIAIO INOX
STAINLESS STEEL

- .44
- .43

ACCIAIO INOX
VERNICIATO
STAINLESS STEEL
POWDERCOATED

- .40
- .31
- .32
- .38
- .39
- .41

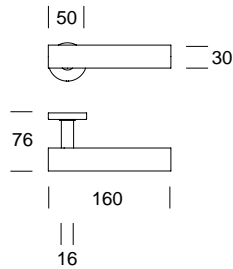
.99 COLORI A RICHIESTA
COLOURS ON REQUEST
TO MATCH ANY RAL #

PVD

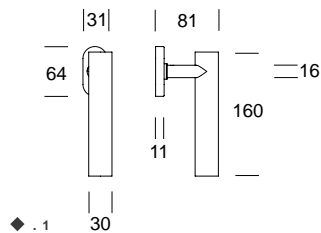
- .83

ART.

- 2MM.170.00T8 . xx
- 2MM.170.COT8 . xx

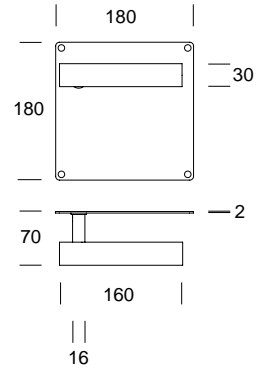


2MM.170.00DK . xx .x

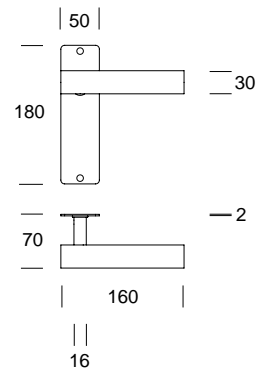


ART.

- 2MM.170.00A1 . xx
- 2MM.170.00A2 . xx
- 2MM.170.00A3 . xx
- 2MM.170.00A5 . xx



- 2MM.170.00D1 . xx
- 2MM.170.00D2 . xx
- 2MM.170.00D3 . xx
- 2MM.170.00D5 . xx



.XX = FINITURA
FINISH
FINITION
AFWERKING
AUSFÜHRUNG

A RICHIESTA FINITURA PVD
ON REQUEST FINISH PVD
A LA DEMANDE FINITION PVD
AUF ANFRAGE AUSFÜHRUNGEN PVD
OP AANVRAAG AFWERKINGEN PVD

A RICHIESTA FINITURA ACCIAIO INOX VERNICIATO
ON REQUEST FINISH STAINLESS STEEL POWDERCOATED
A LA DEMANDE FINITION ACIER INOXIDABLE LAQUÉ
AUF ANFRAGE AUSFÜHRUNGEN EDELSTAHL ROSTFREI LACKIERT
OP AANVRAAG AFWERKINGEN ROESTVAST STAAL GELAKT

◆ .1 DESTRO RIGHT DROITE RECHTS
.2 SINISTRO LEFT GAUCHE LINKS



.XX = CODICE FINITURA
FINISH CODE

ACCIAIO INOX
STAINLESS STEEL

.44
.43

ACCIAIO INOX
VERNICIATO

STAINLESS STEEL
POWDER COATED

.40
.31
.32
.38
.39
.41

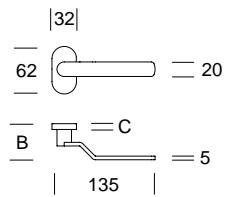
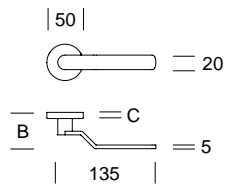
.99 COLORI A RICHIESTA
COLOURS ON REQUEST
TO MATCH ANY RAL#

PVD

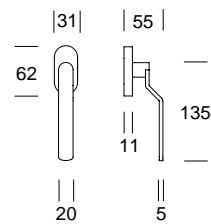
.83

ART. B C

| | | | |
|--|--------------------------|----|----|
| | 2MM.171.00T8 . xx | 50 | 8 |
| | 2MM.171.0008 . xx | 50 | 10 |
| | 2MM.171.0004 . xx | 46 | 4 |

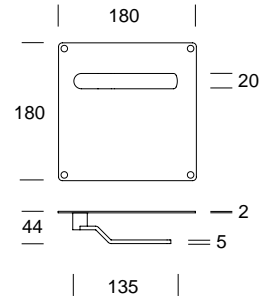


• **2MM.171.00DK** . xx . x

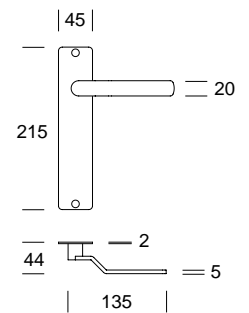


ART.

| | |
|--|--------------------------|
| | 2MM.171.00A1 . xx |
| | 2MM.171.00A2 . xx |
| | 2MM.171.00A3 . xx |
| | 2MM.171.00A5 . xx |



| | |
|--|--------------------------|
| | 2MM.171.00C1 . xx |
| | 2MM.171.00C2 . xx |
| | 2MM.171.00C3 . xx |
| | 2MM.171.00C5 . xx |





.XX = CODICE FINITURA
FINISH CODE

ACCIAIO INOX
STAINLESS STEEL

.44
.43

ACCIAIO INOX
VERNICIATO
STAINLESS STEEL
POWDERCOATED

.40
.31
.32
.38
.39
.41

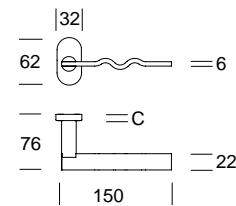
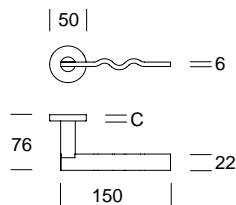
.99 COLORI A RICHIESTA
COLOURS ON REQUEST
TO MATCH ANY RAL #

PVD

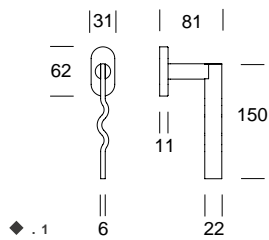
.83

ART.

-  2MM.172.00T8 . xx
-  2MM.172.0008 . xx
-  2MM.172.0004 . xx

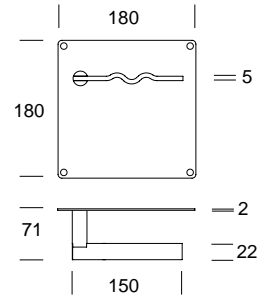


2MM.172.00DK . xx . x

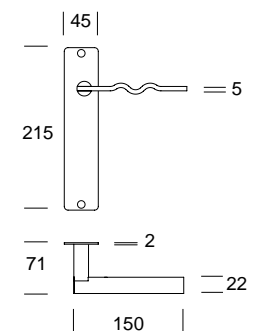


ART.

-  2MM.172.00A1 . xx
-  2MM.172.00A2 . xx
-  2MM.172.00A3 . xx
-  2MM.172.00A5 . xx



-  2MM.172.00C1 . xx
-  2MM.172.00C2 . xx
-  2MM.172.00C3 . xx
-  2MM.172.00C5 . xx




.XX = FINITURA
FINISH
FINITION
AFWERKING
AUSFÜHRUNG

A RICHIESTA FINITURA PVD
ON REQUEST FINISH PVD
A LA DEMANDE FINITION PVD
AUF ANFRAGE AUSFÜHRUNGEN PVD
OP AANVRAAG AFWERKINGEN PVD

A RICHIESTA FINITURA ACCIAIO INOX VERNICIATO
ON REQUEST FINISH STAINLESS STEEL POWDERCOATED
A LA DEMANDE FINITION ACIER INOXIDABLE LAQUÉ
AUF ANFRAGE AUSFÜHRUNGEN EDELSTAHL ROSTFREI LACKIERT
OP AANVRAAG AFWERKINGEN ROESTVAST STAAL GELAKT

◆ .1 DESTRO RIGHT DROITE RECHTS
.2 SINISTRO LEFT GAUCHE LINKS



.XX = CODICE FINITURA
FINISH CODE

ACCIAIO INOX
STAINLESS STEEL

.45

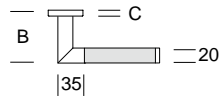



ART.

B C

| | | | |
|--|-------------------|----|----|
| | 2MM.030.00T8 . 45 | 70 | 8 |
| | 2MM.030.0008 . 45 | 70 | 10 |
| | 2MM.030.00T4 . 45 | 66 | 4 |
| | 2MM.030.0004 . 45 | 66 | 4 |

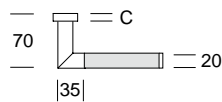
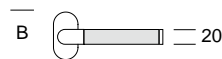
| 50 |




| 35 |
| 137 |



| 32 |

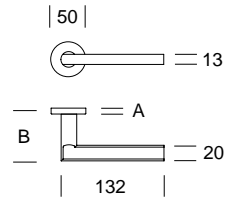
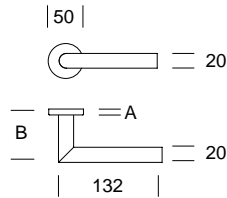


| 35 |
| 137 |



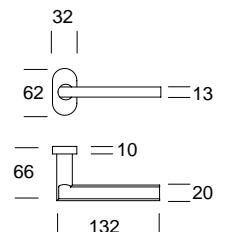
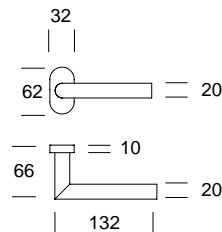
| ART. | A | B |
|-------------------|---|----|
| 2AM.030.00T8 . xx | 8 | 65 |
| 2AM.030.00T4 . xx | 4 | 60 |

| ART. | A | B |
|-------------------|---|----|
| 2AM.173.00T8 . xx | 8 | 65 |
| 2AM.173.00T4 . xx | 4 | 60 |



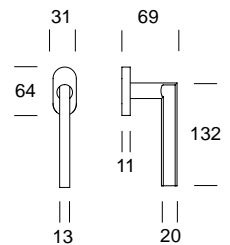
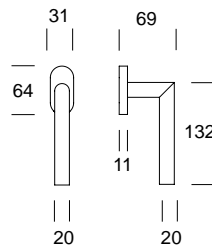
| ART. |
|--------------|
| 2AM.030.0008 |

| ART. |
|--------------|
| 2AM.173.0008 |



| ART. |
|--------------|
| 2AM.030.00DK |

| ART. |
|--------------|
| 2AM.173.00DK |



Alluminio - Aluminium

Alluminio - Aluminium



.XX = FINITURA
FINISH
FINITION
AFWERKING
AUSFÜHRUNG

* Rosetta tonda bassa in acciaio verniciato /
Rose low round in stainless steel powder coated
(Bronze - Black - Silver)

P B A
PATENTED
DESIGN

PATENT
003997899



P B A
PATENTED
DESIGN

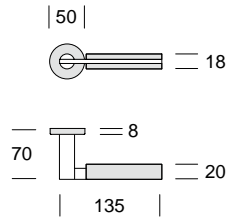
PATENT
003997899



ART.



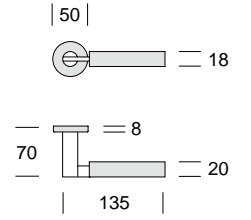
STA.001.00T8 . xx



ART.



STA.002.00T8 . xx



- Acciaio Inox - Stainless Steel
- Alluminio - Aluminium



- Acciaio Inox - Stainless Steel
- Alluminio - Aluminium



.XX = FINITURA
FINISH
FINITION
AFWERKING
AUSFÜHRUNG

P B A
PATENTED
DESIGN

PATENT
003997899



P B A
PATENTED
DESIGN

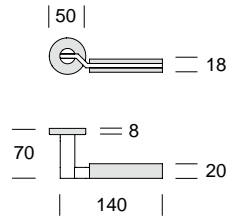
PATENT
003997899



ART.



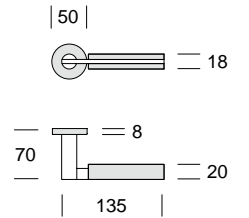
STA.003.00T8 . xx



ART.



STA.004.00T8 . xx



- Acciaio Inox - Stainless Steel
- Alluminio - Aluminium



- Acciaio Inox - Stainless Steel
- Alluminio - Aluminium



.XX = FINITURA
FINISH
FINITION
AFWERKING
AUSFÜHRUNG

P B A
PATENTED
DESIGN

PATENT
003997899

P B A
PATENTED
DESIGN

PATENT
003997899



ART.

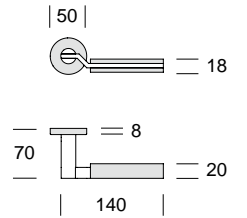
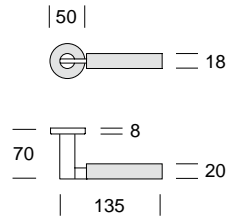


STA.005.00T8 . xx

ART.



STA.006.00T8 . xx



- Acciaio Inox - Stainless Steel
- Alluminio - Aluminium



- Acciaio Inox - Stainless Steel
- Alluminio - Aluminium

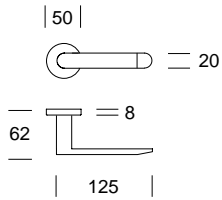


.XX = FINITURA
FINISH
FINITION
AFWERKING
AUSFÜHRUNG



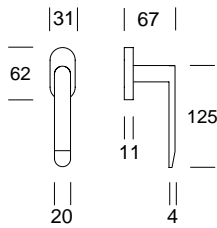
ART.

   2MH.020.00T8 . xx



ART.

2MH.020.00DK



Verniciato - Matte Powder Coated



.31


.40

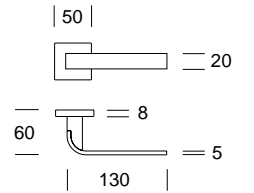
.XX = FINITURA
FINISH
FINITION
AFWERKING
AUSFÜHRUNG

page 384



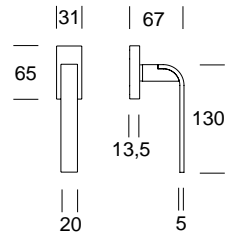
ART.

   ITH.153.0000 . xx



ART.

2MH.153.00DK



Verniciato - Matte Powder Coated



.31

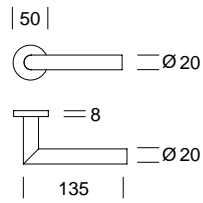
.40



ART.



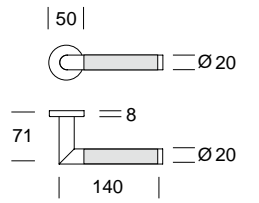
2MH.030.00T8 . xx



ART.

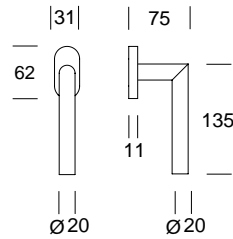


2MH.030.0LT8 . xx



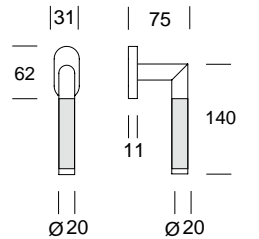
ART.

2MH.030.00DK



ART.

2MH.030.0LDK



Verniciato - Matte Powder Coated



.31

.40

Verniciato - Matte Powder Coated

Pelle - Leather



.31

.40

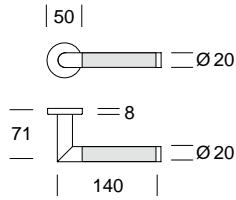
.XX = FINITURA
FINISH
FINITION
AFWERKING
AUSFÜHRUNG



ART.

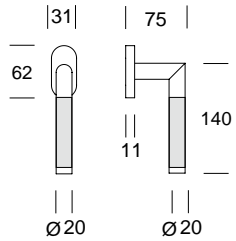


2MH.030.0WT8 . xx



ART.

2MH.030.0WDK



- Verniciato - Matte Powder Coated
- Legno - Wood

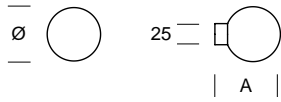


.31

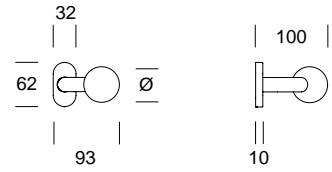
.40

.XX = FINITURA
FINISH
FINITION
AFWERKING
AUSFÜHRUNG

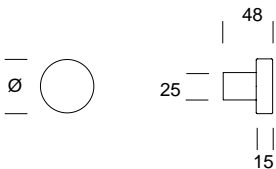




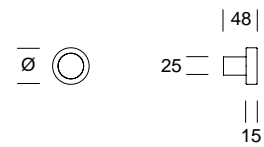
| ART. | Ø | A |
|----------------------|----|----|
| • □ 2MM.090.000F. xx | 65 | 78 |
| • □ 2MM.091.000F. xx | 50 | 63 |



| ART. | Ø |
|----------------------|----|
| • □ 2MM.093.000F. xx | 50 |



| ART. | Ø |
|----------------------|----|
| • □ 2MM.092.000F. xx | 50 |




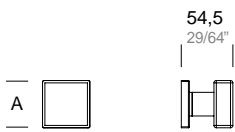
| ART. | Ø |
|--------------------|----|
| • YOD.092.0000. xx | 50 |

.XX = FINITURA
FINISH
FINITION
AFWERKING
AUSFÜHRUNG
page 384

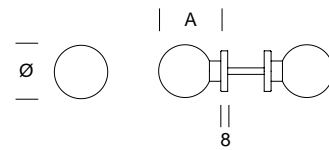
• = A RICHIESTA FINITURA PVD
ON REQUEST FINISH PVD
A LA DEMANDE FINITION PVD
AUF ANFRAGE AUSFÜHRUNGEN PVD
OP AANVRAAG AFWERKINGEN PVD
page 384

□ = A RICHIESTA FINITURA ACCIAIO INOX VERNICIATO
ON REQUEST FINISH STAINLESS STEEL POWDERCOATED
A LA DEMANDE FINITION ACIER INOXIDABLE LAQUÉ
AUF ANFRAGE AUSFÜHRUNGEN EDELSTAHL ROSTFREI LACKIERT
OP AANVRAAG AFWERKINGEN ROESTVAST STAAL GELAKT
page 384

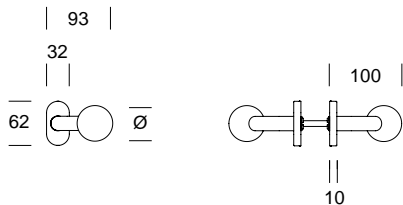




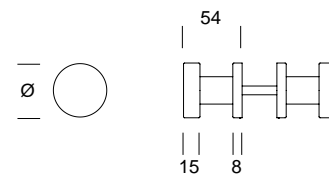
| ART. | A |
|-----------------------|----------------|
| • □ 2MM.094.000F . xx | 50 1 31/32" |



| ART. | Ø | A |
|-----------------------|----|----|
| • □ 2MM.090.000G . xx | 65 | 85 |
| • □ 2MM.091.000G . xx | 50 | 70 |



| ART. | Ø |
|-----------------------|----|
| • □ 2MM.093.000G . xx | 50 |

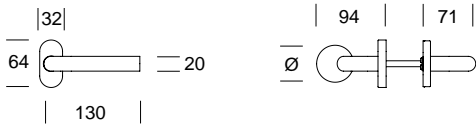


| ART. | Ø |
|-----------------------|----|
| • □ 2MM.092.000G . xx | 50 |

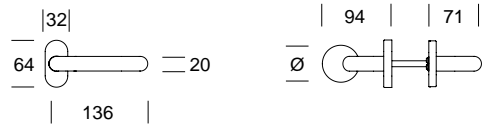
.XX = FINITURA
FINISH
FINITION
AFWERKING
AUSFÜHRUNG

• = A RICHIESTA FINITURA PVD
ON REQUEST FINISH PVD
A LA DEMANDE FINITION PVD
AUF ANFRAGE AUSFÜHRUNGEN PVD
OP AANVRAAG AFWERKINGEN PVD

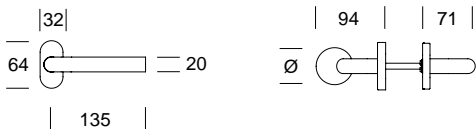

□ = A RICHIESTA FINITURA ACCIAIO INOX VERNICIATO
ON REQUEST FINISH STAINLESS STEEL POWDERCOATED
A LA DEMANDE FINITION ACIER INOXIDABLE LAQUÉ
AUF ANFRAGE AUSFÜHRUNGEN EDELSTAHL ROSTFREI LACKIERT
OP AANVRAAG AFWERKINGEN ROESTVAST STAAL GELAKT



| ART. | Ø |
|----------------------|----|
| • □ 2MM.530.000F. xx | 50 |
| • □ 2MM.530.0FFS. xx | 50 |



| ART. | Ø |
|----------------------|----|
| • □ 2MM.531.000F. xx | 50 |
| • □ 2MM.531.0FFS. xx | 50 |

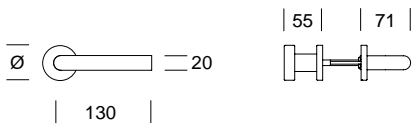


| ART. | Ø |
|----------------------|----|
| • □ 2MM.533.000F. xx | 50 |
| • □ 2MM.533.0FFS. xx | 50 |

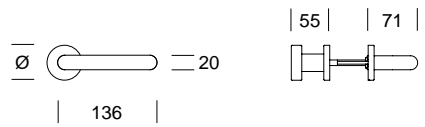
.XX = FINITURA
FINISH
FINITION
AFWERKING
AUSFÜHRUNG

• = A RICHIESTA FINITURA PVD
ON REQUEST FINISH PVD
A LA DEMANDE FINITION PVD
AUF ANFRAGE AUSFÜHRUNGEN PVD
OP AANVRAAG AFWERKINGEN PVD

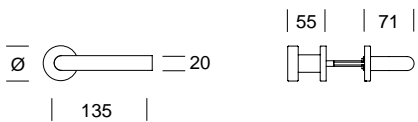
□ = A RICHIESTA FINITURA ACCIAIO INOX VERNICIATO
ON REQUEST FINISH STAINLESS STEEL POWDERCOATED
A LA DEMANDE FINITION ACIER INOXIDABLE LAQUÉ
AUF ANFRAGE AUSFÜHRUNGEN EDELSTAHL ROSTFREI LACKIERT
OP AANVRAAG AFWERKINGEN ROESTVAST STAAL GELAKT



| ART. | Ø |
|----------------------|----|
| • □ 2MM.510.000F. xx | 50 |
| • □ 2MM.510.0FFS. xx | 50 |



| ART. | Ø |
|----------------------|----|
| • □ 2MM.511.000F. xx | 50 |
| • □ 2MM.511.0FFS. xx | 50 |




| ART. | Ø |
|----------------------|----|
| • □ 2MM.513.000F. xx | 50 |
| • □ 2MM.513.0FFS. xx | 50 |

.XX = FINITURA
FINISH
FINITION
AFWERKING
AUSFÜHRUNG

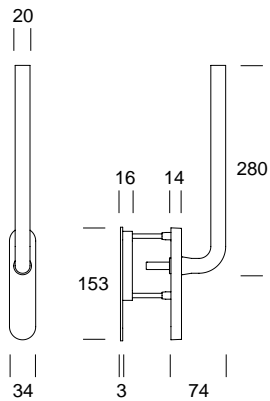
• = A RICHIESTA FINITURA PVD
ON REQUEST FINISH PVD
A LA DEMANDE FINITION PVD
AUF ANFRAGE AUSFÜHRUNGEN PVD
OP AANVRAAG AFWERKINGEN PVD

□ = A RICHIESTA FINITURA ACCIAIO INOX VERNICIATO
ON REQUEST FINISH STAINLESS STEEL POWDERCOATED
A LA DEMANDE FINITION ACIER INOXIDABLE LAQUÉ
AUF ANFRAGE AUSFÜHRUNGEN EDELSTAHL ROSTFREI LACKIERT
OP AANVRAAG AFWERKINGEN ROESTVAST STAAL GELAKT


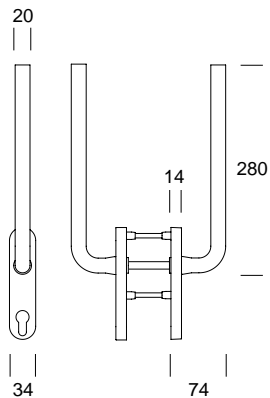


ART.

□ 2MM.045.0000 . xx

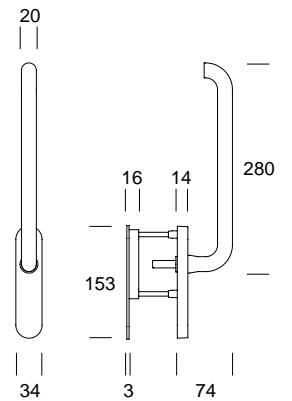


• □ 2MM.045.000D . xx

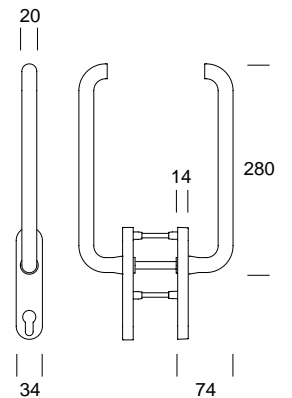


ART.

□ 2MM.046.0000 . xx



• □ 2MM.046.000D . xx



.XX = FINITURA
FINISH
FINITION
AFWERKING
AUSFÜHRUNG


page 384

• = A RICHIESTA FINITURA PVD
ON REQUEST FINISH PVD
A LA DEMANDE FINITION PVD
AUF ANFRAGE AUSFÜHRUNGEN PVD
OP AANVRAAG AFWERKINGEN PVD

page 384

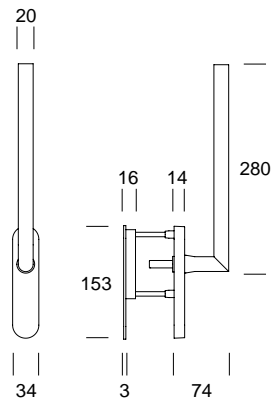
□ = A RICHIESTA FINITURA ACCIAIO INOX VERNICIATO
ON REQUEST FINISH STAINLESS STEEL POWDERCOATED
A LA DEMANDE FINITION ACIER INOXIDABLE LAQUÉ
AUF ANFRAGE AUSFÜHRUNGEN EDELSTAHL ROSTFREI LACKIERT
OP AANVRAAG AFWERKINGEN ROESTVAST STAAL GELAKT

page 384



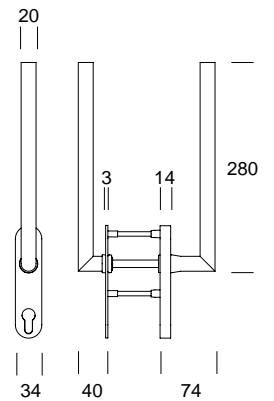
ART.

□ 2MM.047.0000 . xx

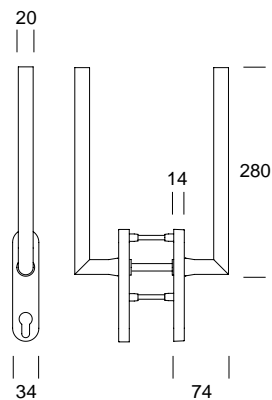


ART.

• □ 2MM.047.DRBY . xx



• □ 2MM.047.000D . xx



.XX = FINITURA
FINISH
FINITION
AFWERKING
AUSFÜHRUNG

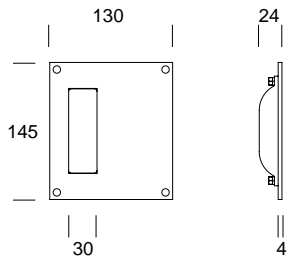
page 384

• = A RICHIESTA FINITURA PVD
ON REQUEST FINISH PVD
A LA DEMANDE FINITION PVD
AUF ANFRAGE AUSFÜHRUNGEN PVD
OP AANVRAAG AFWERKINGEN PVD

page 384

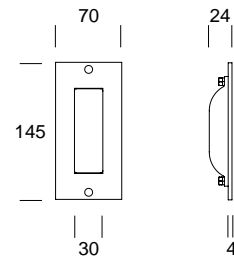

□ = A RICHIESTA FINITURA ACCIAIO INOX VERNICIATO
ON REQUEST FINISH STAINLESS STEEL POWDERCOATED
A LA DEMANDE FINITION ACIER INOXIDABLE LAQUÉ
AUF ANFRAGE AUSFÜHRUNGEN EDELSTAHL ROSTFREI LACKIERT
OP AANVRAAG AFWERKINGEN ROESTVAST STAAL GELAKT

page 384



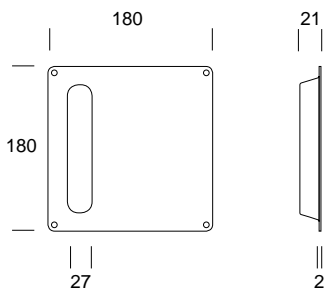
ART.

• □ 0IT.001.00SC. xx



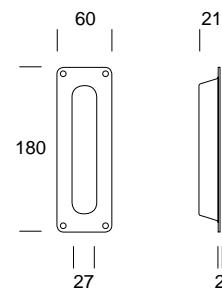
ART.

• □ 0IT.001.0SCP. xx



ART.

2MM.301.0000. xx



ART.

2MM.302.0000. xx

.XX = FINITURA
FINISH
FINITION
AFWERKING
AUSFÜHRUNG

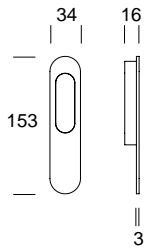
page 384

• = A RICHIESTA FINITURA PVD
ON REQUEST FINISH PVD
A LA DEMANDE FINITION PVD
AUF ANFRAGE AUSFÜHRUNGEN PVD
OP AANVRAAG AFWERKINGEN PVD

page 272

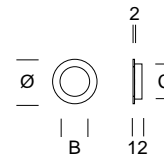
□ = A RICHIESTA FINITURA ACCIAIO INOX VERNICIATO
ON REQUEST FINISH STAINLESS STEEL POWDERCOATED
A LA DEMANDE FINITION ACIER INOXIDABLE LAQUÉ
AUF ANFRAGE AUSFÜHRUNGEN EDELSTAHL ROSTFREI LACKIERT
OP AANVRAAG AFWERKINGEN ROESTVAST STAAL GELAKT

page 272



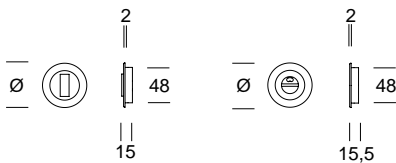
ART.

- 2MM.303.0000 . xx
- 2MM.303.000Y . xx



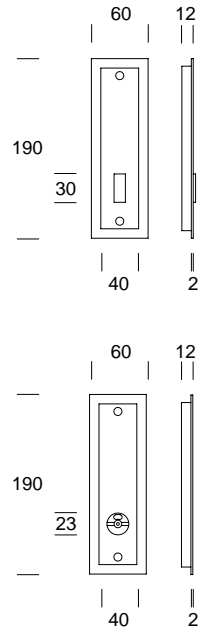
ART.

| ART. | Ø | B | C |
|-------------------|----|------|----|
| 2MM.305.0000 . xx | 46 | 30,5 | 34 |
| 2MM.306.0000 . xx | 60 | 42,5 | 48 |



ART.

| ART. | Ø |
|-------------------|----|
| 2MM.306.00CH . xx | 60 |



ART.

- □ 2MM.307.00CH . xx

.XX = FINITURA
FINISH
FINITION
AFWERKING
AUSFÜHRUNG

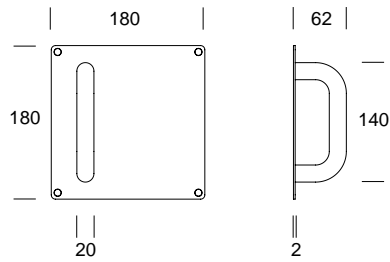
• = A RICHIESTA FINITURA PVD
ON REQUEST FINISH PVD
A LA DEMANDE FINITION PVD
AUF ANFRAGE AUSFÜHRUNGEN PVD
OP AANVRAAG AFWERKINGEN PVD

□ = A RICHIESTA FINITURA ACCIAIO INOX VERNICIATO
ON REQUEST FINISH STAINLESS STEEL POWDERCOATED
A LA DEMANDE FINITION ACIER INOXIDABLE LAQUÉ
AUF ANFRAGE AUSFÜHRUNGEN EDELSTAHL ROSTFREI LACKIERT
OP AANVRAAG AFWERKINGEN ROESTVAST STAAL GELAKT





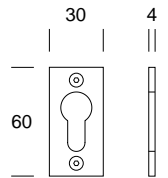
ART.

- □ 2MM.201.0000. xx



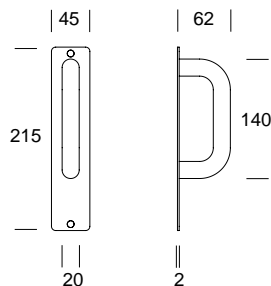
ART.

- □ 0IT.001.000Y. xx
- □ 0IT.001.000P. xx



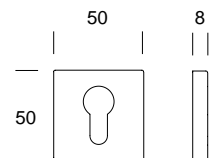
ART.

- □ 2MM.211.0000. xx
- □ 2MM.212.0000. xx
- □ 2MM.213.0000. xx
- □ 2MM.214.0000. xx
- □ 2MM.215.0000. xx



ART.


- □ 0IT.002.000Y. xx
- □ 0IT.002.000P. xx



.XX = FINITURA
FINISH
FINITION
AFWERKING
AUSFÜHRUNG

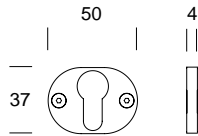
• = A RICHIESTA FINITURA PVD
ON REQUEST FINISH PVD
A LA DEMANDE FINITION PVD
AUF ANFRAGE AUSFÜHRUNGEN PVD
OP AANVRAAG AFWERKINGEN PVD

□ = A RICHIESTA FINITURA ACCIAIO INOX VERNICIATO
ON REQUEST FINISH STAINLESS STEEL POWDERCOATED
A LA DEMANDE FINITION ACIER INOXIDABLE LAQUÉ
AUF ANFRAGE AUSFÜHRUNGEN EDELSTAHL ROSTFREI LACKIERT
OP AANVRAAG AFWERKINGEN ROESTVAST STAAL GELAKT



ART.

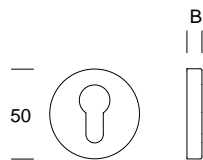
0IT.003.000Y. xx



ART.

B

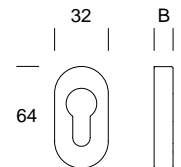
| | | | |
|---|---|------------------|---|
| ⊙ | □ | 2MM.028.0TY8. xx | 8 |
| ⊙ | □ | 2MM.028.TYFS. xx | 8 |
| ⊙ | □ | 2MM.028.0TY4. xx | 4 |
| ⊙ | □ | 2MM.028.0TP8. xx | 8 |
| ⊙ | □ | 2MM.028.0TP4. xx | 4 |
| ⊙ | □ | 2MM.028.0TC8. xx | 8 |
| ⊙ | □ | 2MM.028.0TC4. xx | 4 |
| ⊙ | □ | 2MM.028.0TU8. xx | 8 |
| ⊙ | □ | 2MM.028.0TU4. xx | 4 |
| ○ | □ | 2MM.028.TBL8. xx | 8 |
| ○ | □ | 2MM.028.TBL4. xx | 4 |



ART.

B

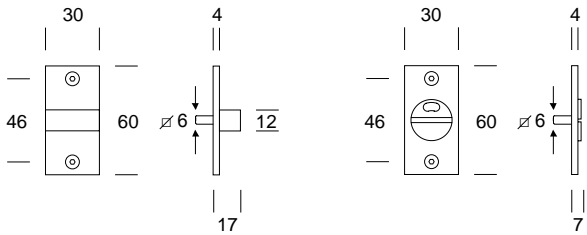

| | | | |
|---|---|------------------|----|
| ⊙ | □ | 2MM.028.00Y8. xx | 10 |
| ⊙ | □ | 2MM.028.0YFS. xx | 10 |
| ⊙ | □ | 2MM.028.00Y4. xx | 4 |
| ⊙ | □ | 2MM.028.00P8. xx | 10 |
| ⊙ | □ | 2MM.028.00P4. xx | 4 |
| ⊙ | □ | 2MM.028.00C8. xx | 10 |
| ⊙ | □ | 2MM.028.00C4. xx | 4 |
| ⊙ | □ | 2MM.028.00U8. xx | 10 |
| ⊙ | □ | 2MM.028.00U4. xx | 4 |
| ⊙ | □ | 2MM.028.0BL8. xx | 10 |
| ⊙ | □ | 2MM.028.0BL4. xx | 4 |



.XX = FINITURA
FINISH
FINITION
AFWERKING
AUSFÜHRUNG

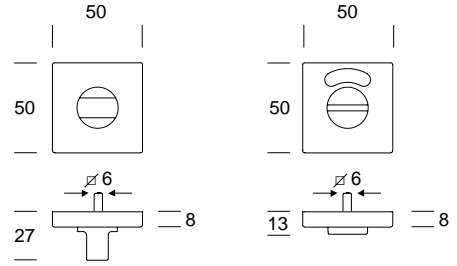

• = A RICHIESTA FINITURA PVD
ON REQUEST FINISH PVD
A LA DEMANDE FINITION PVD
AUF ANFRAGE AUSFÜHRUNGEN PVD
OP AANVRAAG AFWERKINGEN PVD

□ = A RICHIESTA FINITURA ACCIAIO INOX VERNICIATO
ON REQUEST FINISH STAINLESS STEEL POWDERCOATED
A LA DEMANDE FINITION ACIER INOXIDABLE LAQUÉ
AUF ANFRAGE AUSFÜHRUNGEN EDELSTAHL ROSTFREI LACKIERT
OP AANVRAAG AFWERKINGEN ROESTVAST STAAL GELAKT



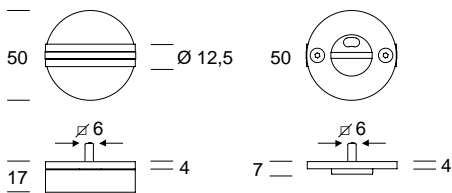
ART.

• □ 0IT.001.00CH. xx



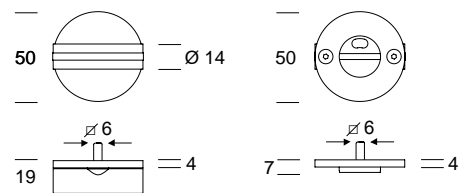
ART.

• □ 0IT.002.00CH. xx



ART.

YOD.001.00CH. xx



ART.

YOD.002.00CH. xx

.XX = FINITURA
FINISH
FINITION
AFWERKING
AUSFÜHRUNG

page 384

• = A RICHIESTA FINITURA PVD
ON REQUEST FINISH PVD
A LA DEMANDE FINITION PVD
AUF ANFRAGE AUSFÜHRUNGEN PVD
OP AANVRAAG AFWERKINGEN PVD

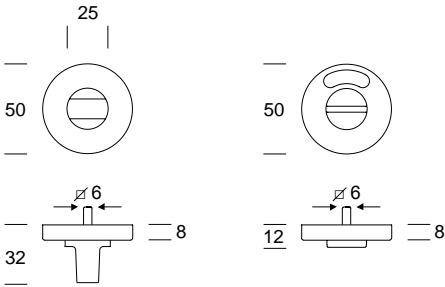
page 384

□ = A RICHIESTA FINITURA ACCIAIO INOX VERNICIATO
ON REQUEST FINISH STAINLESS STEEL POWDERCOATED
A LA DEMANDE FINITION ACIER INOXIDABLE LAQUÉ
AUF ANFRAGE AUSFÜHRUNGEN EDELSTAHL ROSTFREI LACKIERT
OP AANVRAAG AFWERKINGEN ROESTVAST STAAL GELAKT

page 384

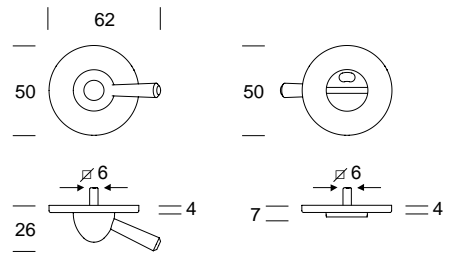
Mahogany Ash Wenge





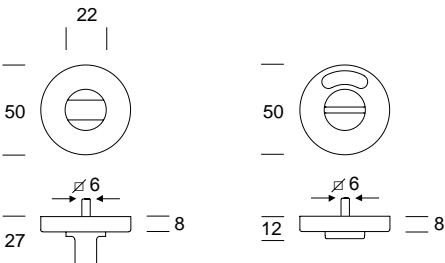
ART.

• □ 2MM.032.00T8. xx



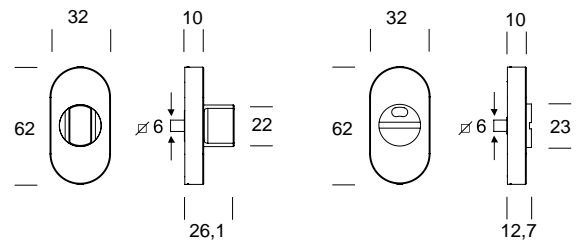
ART.

• □ 2MM.033.00T4. xx



ART.

• □ 2MM.034.00T8. xx





ART.

• □ 2MM.032.0008. xx



ART.

-  2AM.028.0TY8. xx
-  2AM.028.0TP8. xx



ART.

-  2MH.028.0TY8. xx
-  2MH.028.0TP8. xx



Alluminio - Aluminium

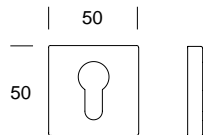


Verniciato - Matte Powder Coated



ART.

-  ITH.002.000Y. xx
-  ITH.002.000P. xx



Verniciato - Matte Powder Coated





.XX = FINITURA
FINISH
FINITION
AFWERKING
AUSFÜHRUNG

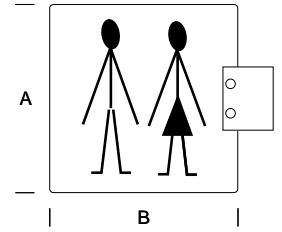
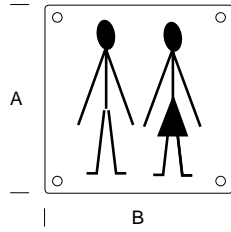
SEGNALETICA E ACCESSORI

SIGNAGE AND ACCESSORIES

IL SISTEMA DI SEGNALETICA, INSIEME A TUTTI GLI ACCESSORI PER PORTA PRODOTTI DA PBA, È FEDELE ALL'ACCIAIO INOX. LE PLACCHE TAGLIATE A LASER MOSTRANO LA SCELTA ESTETICA DI SPIGOLI, DI LINEE E DI FORME PURE, MANTENENDO I NOSTRI STANDARD DI ECCELLENZA. TUTTI QUESTI PRODOTTI FANNO DIRE ALLE FORME CHE IL DESIGN È DI NUOVO E SEMPRE, ANCHE E SOPRATTUTTO, UNA QUESTIONE DI COERENZA. THE SIGNAGE SYSTEM TOGETHER WITH ALL THE DOOR ACCESSORIES PRODUCED BY PBA IS LOYAL TO STAINLESS STEEL. LASER CUT PLAQUES SHOW THE AESTHETIC CHOICE OF EDGES, LINES AND PURE FORM, KEEPING OUR STANDARD OF EXCELLENCE. ALL PRODUCTS DELEGATE TO FORMS THE MESSAGE THAT DESIGN IS AGAIN AND ALWAYS, ALSO AND ESPECIALLY, A MATTER OF CONSISTENCY.







| | ART. | A | B |
|--|--------------------|--------|--------|
| | □ 2MM.401.000U. xx | 150 mm | 150 mm |
| | □ 2MM.402.000U. xx | 150 mm | 150 mm |
| | □ 2MM.403.000U. xx | 150 mm | 150 mm |
| | □ 2MM.404.000U. xx | 150 mm | 150 mm |
| | □ 2MM.406.000U. xx | 150 mm | 150 mm |

| | ART. | A | B |
|--|--------------------|--------|--------|
| | □ 2MM.401.00UD. xx | 150 mm | 150 mm |
| | □ 2MM.402.00UD. xx | 150 mm | 150 mm |
| | □ 2MM.403.00UD. xx | 150 mm | 150 mm |
| | □ 2MM.404.00UD. xx | 150 mm | 150 mm |
| | □ 2MM.406.00UD. xx | 150 mm | 150 mm |

.XX = FINITURA
FINISH
FINITION
AFWERKING
AUSFÜHRUNG
page 384

□ = A RICHIESTA FINITURA ACCIAIO INOX VERNICIATO
ON REQUEST FINISH STAINLESS STEEL
POWDERCOATED
A LA DEMANDE FINITION ACIER INOXIDABLE LAQUÉ
AUF ANFRAGE AUSFÜHRUNGEN EDELSTAHL
ROSTFREI LACKIERT
OP AANVRAAG AFWERKINGEN ROESTVAST STAAL
GELAKT
page 384

10b

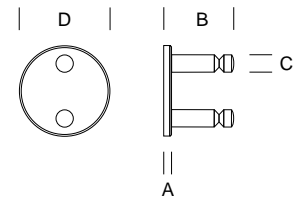
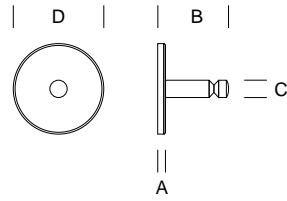


| | ART. | A | B | | ART. | A | B |
|---|----------------------|-------|------|---|----------------------|-------|------|
| 0 | □ • 2MM.600.000P. xx | 75 mm | 4 mm | 7 | □ • 2MM.607.007P. xx | 75 mm | 4 mm |
| 1 | □ • 2MM.601.001P. xx | 75 mm | 4 mm | 8 | □ • 2MM.608.008P. xx | 75 mm | 4 mm |
| 2 | □ • 2MM.602.002P. xx | 75 mm | 4 mm | 9 | □ • 2MM.609.009P. xx | 75 mm | 4 mm |
| 3 | □ • 2MM.603.003P. xx | 75 mm | 4 mm | a | □ • 2MM.600.00AP. xx | 55 mm | 4 mm |
| 4 | □ • 2MM.604.004P. xx | 75 mm | 4 mm | b | □ • 2MM.600.00BP. .. | 75 mm | 4 mm |
| 5 | □ • 2MM.605.005P. xx | 75 mm | 4 mm | c | □ • 2MM.600.00CP. xx | 55 mm | 4 mm |
| 6 | □ • 2MM.606.006P. xx | 75 mm | 4 mm | d | □ • 2MM.600.00DP. xx | 75 mm | 4 mm |

.XX = FINITURA
FINISH
FINITION
AFWERKING
AUSFÜHRUNG
page 384

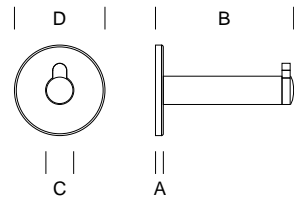

• = A RICHIESTA FINITURA PVD
ON REQUEST FINISH PVD
A LA DEMANDE FINITION PVD
AUF ANFRAGE AUSFÜHRUNGEN PVD
OP AANVRAAG AFWERKINGEN PVD
page 384

□ = A RICHIESTA FINITURA ACCIAIO INOX VERNICIATO
ON REQUEST FINISH STAINLESS STEEL
POWDERCOATED
A LA DEMANDE FINITION ACIER INOXIDABLE LAQUÉ
AUF ANFRAGE AUSFÜHRUNGEN EDELSTAHL
ROSTFREI LACKIERT
OP AANVRAAG AFWERKINGEN ROESTVAST STAAL
GELAKT
page 384



| ART. | A | B | C | D |
|----------------------|------|-------|-------|-------|
| ▣ • 4CS.488.0000 .xx | 4 mm | 39 mm | 10 mm | 50 mm |

| ART. | A | B | C | D |
|----------------------|------|-------|-------|-------|
| ▣ • 4CS.488.000D .xx | 4 mm | 39 mm | 10 mm | 50 mm |

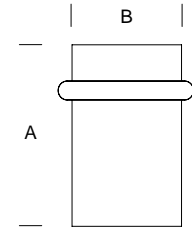
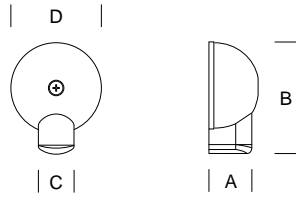


| ART. | A | B | C | D |
|----------------------|------|-------|-------|-------|
| ▣ • 5CS.562.0000 .xx | 4 mm | 76 mm | 16 mm | 50 mm |

.XX = FINITURA
FINISH
FINITION
AFWERKING
AUSFÜHRUNG
page 384

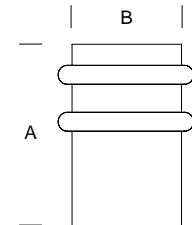
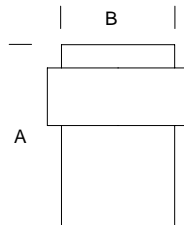
• = A RICHIESTA FINITURA PVD
ON REQUEST FINISH PVD
A LA DEMANDE FINITION PVD
AUF ANFRAGE AUSFÜHRUNGEN PVD
OP AANVRAAG AFWERKINGEN PVD
page 384

▣ = A RICHIESTA FINITURA ACCIAIO INOX VERNICIATO
ON REQUEST FINISH STAINLESS STEEL
POWDERCOATED
A LA DEMANDE FINITION ACIER INOXIDABLE LAQUÉ
AUF ANFRAGE AUSFÜHRUNGEN EDELSTAHL
ROSTFREI LACKIERT
OP AANVRAAG AFWERKINGEN ROESTVAST STAAL
GELAKT
page 384



| ART. | A | B | C | D |
|----------------------|-------|-------|-------|-------|
| □ • 2MM.040.0000. xx | 24 mm | 60 mm | 20 mm | 50 mm |

| ART. | A | B |
|----------------------|-------|-------|
| □ • 2MM.041.0000. xx | 40 mm | 29 mm |




| ART. | A | B |
|----------------------|-------|-------|
| □ • 2MM.042.0000. xx | 40 mm | 29 mm |

| ART. | A | B |
|----------------------|-------|-------|
| □ • 2MM.043.0000. xx | 40 mm | 29 mm |

LIMITATORI DI APERTURA

TRANSOM WINDOWS ARMS

I LIMITATORI DI APERTURA PER FINESTRE, IL PRIMO BREVETTO PBA, L'INIZIO DELLA NOSTRA STORIA.
THE TRANSOM WINDOWS' ARMS, THE FIRST PBA PATENT, THE BEGINNING OF OUR HISTORY.







ART.

P70.AS2.000P.B2
P70.AS2.000P.42

P70.AS2.00PW.B2
P70.AS2.00PW.42

110 Kg. (cp)



P70.AS2.000P.B2 per finestre a sporgere
P70.AS2.00PW.B2 per finestre a wasistas
Materiale: acciaio inox 18/8
Portata utile: 110 Kg per coppia (carico statico)
Confezione: 10 coppie

P70.AS2.000P.B2 for sash windows
P70.AS2.00PW.B2 for transom windows
Material: stainless steel 18/8
Capacity: 110 Kg for pair (static load)
Packing: 10 pairs

P70.AS2.000P.B2 pour fenêtres en saillie
P70.AS2.00PW.B2 pour fenêtres en wasistas
Matériel: acier inoxydable 18/8
Portée utile: 110 Kg la paire (charge statique)
Paquet: 10 paire

P70.AS2.000P.B2 für Kippenster
P70.AS2.00PW.B2 für Wasistas
Material: Edelstahl rostfrei V2A
Last: 110 Kg pro Paar (statische Belastung)
Packungseinheit: 10 Paar

P70.AS2.000P.B2 voor naar buiten opengaande ramen
P70.AS2.00PW.B2 voor opvallende ramen
Materie: roestvast staal 18/8
Nuttige draagkracht: 110 kg per paar (statisch gewicht)
Verpakking: 10 paar.

P70.AS2.000P.42 per finestre a sporgere
P70.AS2.00PW.42 per finestre a wasistas
Materiale: acciaio zincato
Portata utile: 110 Kg per coppia (carico statico)
Confezione: 10 coppie

P70.AS2.000P.42 for sash windows
P70.AS2.00PW.42 for transom windows
Material: galvanized steel
Capacity: 110 Kg for pair (static load)
Packing: 10 pairs

P70.AS2.000P.42 pour fenêtres en saillie
P70.AS2.00PW.42 pour fenêtres en wasistas
Matériel: acier zingué
Portée utile: 110 Kg la paire (charge statique)
Paquet: 10 paire

P70.AS2.000P.42 für Kippenster
P70.AS2.00PW.42 für Wasistas
Material: Stahl verzinkt
Last: 110 Kg pro Paar (statische Belastung)
Packungseinheit: 10 Paar

P70.AS2.000P.42 voor naar buiten opengaande ramen
P70.AS2.00PW.42 voor opvallende ramen
Materials: verzinkt staal
Nuttige draagkracht: 110 kg per paar (statisch gewicht)
Verpakking: 10 paar.




ART.

P70.AS2.0000.B2
P70.AS2.0000.42

P70.AS2.000W.B2
P70.AS2.000W.42

80 Kg. (cp)



P70.AS2.0000.B2 per finestre a sporgere
P70.AS2.000W.B2 per finestre a wasistas
Materiale: acciaio inox 18/8
Portata utile: 80 Kg per coppia (carico statico)
Confezione: 15 coppie

P70.AS2.0000.B2 for sash windows
P70.AS2.000W.B2 for transom windows
Material: stainless steel 18/8
Capacity: 80 Kg for pair (static load)
Packing: 15 pairs

P70.AS2.0000.B2 pour fenêtres en saillie
P70.AS2.000W.B2 pour fenêtres en wasistas
Matériel: acier inoxydable 18/8
Portée utile: 80 Kg la paire (charge statique)
Paquet: 15 paire

P70.AS2.0000.B2 für Kippenster
P70.AS2.000W.B2 für Wasistas
Material: Edelstahl rostfrei V2A
Last: 80 Kg pro Paar (statische Belastung)
Packungseinheit: 15 Paar

P70.AS2.0000.B2 voor naar buiten opengaande ramen
P70.AS2.000W.B2 voor opvallende ramen
Materie: roestvast staal 18/8
Nuttige draagkracht: 80 kg per paar (statisch gewicht)
Verpakking: 15 paar.

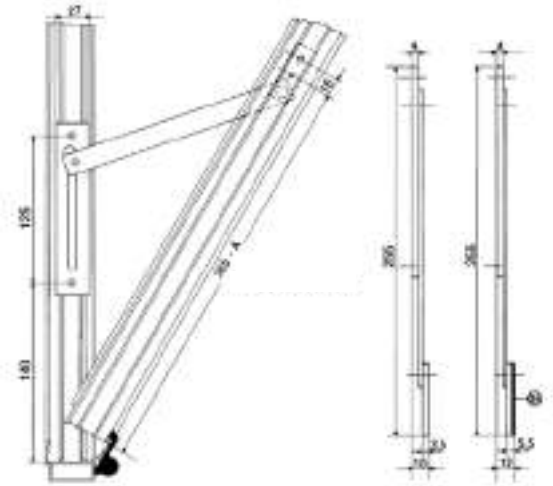
P70.AS2.0000.42 per finestre a sporgere
P70.AS2.000W.42 per finestre a wasistas
Materiale: acciaio zincato
Portata utile: 80 Kg per coppia (carico statico)
Confezione: 15 coppie

P70.AS2.0000.42 for sash windows
P70.AS2.000W.42 for transom windows
Material: galvanized steel
Capacity: 80 Kg for pair (static load)
Packing: 15 pairs

P70.AS2.0000.42 pour fenêtres en saillie
P70.AS2.000W.42 pour fenêtres en wasistas
Matériel: acier zingué
Portée utile: 80 Kg la paire (charge statique)
Paquet: 15 paire

P70.AS2.0000.42 für Kippenster
P70.AS2.000W.42 für Wasistas
Material: Stahl verzinkt
Last: 80 Kg pro Paar (statische Belastung)
Packungseinheit: 15 Paar

P70.AS2.0000.42 voor naar buiten opengaande ramen
P70.AS2.000W.42 voor opvallende ramen
Materials: verzinkt staal
Nuttige draagkracht: 80 kg per paar (statisch gewicht)
Verpakking: 15 paar.



ART.

 **P70.AW1.0000.B2**

 **90 Kg. (cp)**

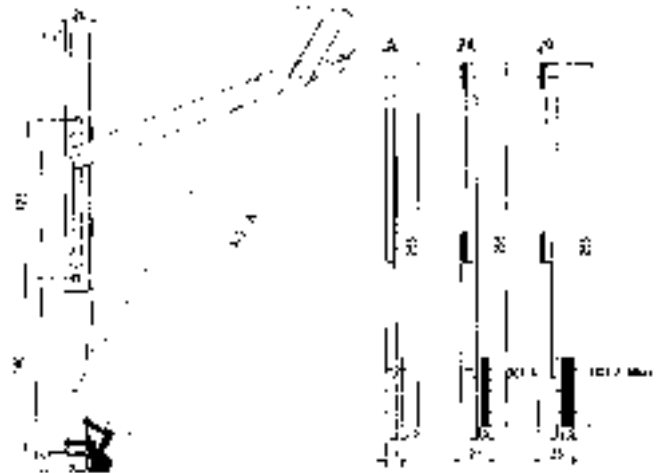
P70.AW1.0000.B2
Arresto sganciabile per wasistas
Materiali: acciaio inox 18/8
Portata utile: 90 Kg per coppia (carico statico)
Confezione: 20 coppie
A= camera profilo

P70.AW1.0000.B2
Releasable restrictor for transom window
Material: stainless steel 18/8
Capacity: 90 Kg for pair (static load)
Packing: 20 pairs
A= section profile.

P70.AW1.0000.B2
Arrêt qui peut être décroché pour fenêtres en wasistas
Matériel: acier inoxydable 18/8
Portée utile: 90 Kg la paire (charge statique)
Paquet: 20 paire
A= boîte profil.

P70.AW1.0000.B2
Fenster – Stopp aushakbar für Wasistas
Material: Edelstahl rostfrei V2A
Last: 90 Kg pro Paar (statische Belastung)
Packungseinheit: 20 Paar
A= Profilkammer.

P70.AW1.0000.B2
Ontgrendelbare begrenzer voor opvallende ramen
Materie: roestvast staal 18/8
Nuttige draagkracht: 90 kg per paar (statisch gewicht)
Verpakking: 20 paar
A= kamer profiel.



ART.

 **P70.AW1.000C.B2**

 **70 Kg. (cp)**

P70.AW1.000C.B2
Arresto sganciabile per wasistas
Materiali: acciaio inox 18/8
Portata utile: 70 Kg per coppia (carico statico)
Confezione: 20 coppie
A= camera profilo

P70.AW1.000C.B2
Releasable restrictor for transom window
Material: stainless steel 18/8
Capacity: 70 Kg for pair (static load)
Packing: 20 pairs
A= section profile.

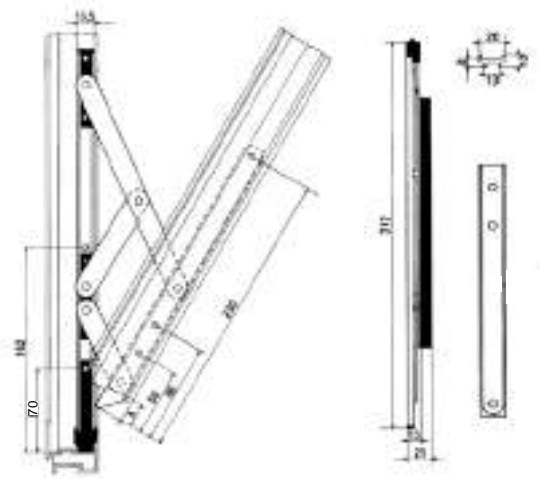
P70.AW1.000C.B2
Arrêt qui peut être décroché pour fenêtres en wasistas
Matériel: acier inoxydable 18/8
Portée utile: 70 Kg la paire (charge statique)
Paquet: 20 paire
A= boîte profil.

P70.AW1.000C.B2
Fenster – Stopp aushakbar für Wasistas
Material: Edelstahl rostfrei V2A
Last: 70 Kg pro Paar (statische Belastung)
Packungseinheit: 20 Paar
A= Profilkammer.

P70.AW1.000C.B2
Ontgrendelbare begrenzer voor opvallende ramen
Materie: roestvast staal 18/8
Nuttige draagkracht: 70 kg per paar (statisch gewicht)
Verpakking: 20 paar



ART.
P70.F13.0000.B2
25 Kg. (cp)



P70.F13.0000.B2
Autobilanciante a frizione per finestre a sporgere o a wasistas con apertura da 0° a 90°.
Materiale: acciaio inox 18/8
Portata utile: 25 Kg per coppia (carico statico)
Confezione: 10 coppie
A= camera profilo - 7 mm

P70.F13.0000.B2
Friction self-equalising for sash and transom windows, adjustable from 0° to 90°.
Material: stainless steel 18/8
Capacity: 25 Kg for pair (static load)
Packing: 10 pairs
A= section profile - 7 mm

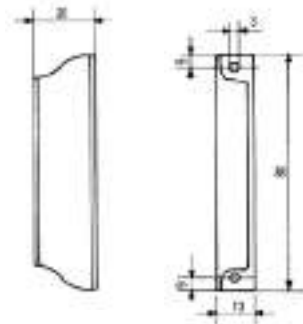
P70.F13.0000.B2
Auto-équilibrant à friction pour fenêtres en saillie ou en vasistas avec ouverture de 0° à 90°.
Matériel: acier inoxydable 18/8
Portée utile: 25 Kg la paire (charge statique)
Paquet: 10 paire
A= bofte profil - 7 mm

P70.F13.0000.B2
Fraktion selbst – justierend für Kipfenster oder Wasistas mit Öffnung von 0° bis 90°.
Material: Edelstahl rostfrei V2A.
Last: 25 Kg pro Paar (statische Belastung)
Packungseinheit: 10 Paar
A= Profilkammer - 7 mm

P70.F13.0000.B2
Zelfregelende draagschaar voor naar buiten opengaande en openvallende ramen met opening van 0° tot 90°.
Materie: roestvast staal 18/8
Nuttige draagkracht: 25 kg per paar (statisch gewicht)
Verpakking: 10 paar
A= kamer profiel - 7 mm



ART.
P70.M12.0008.64
P70.M12.0008.61
P70.M12.0008.62
P70.M12.0008.63



P70.M12.0008. XX
Maniglia fissa
Materiale: alluminio
Confezione: 200 pezzi

P70.M12.0008. XX
Fixed handle
Material: aluminium
Packing: 200 pieces

P70.M12.0008. XX
Poignée fixe
Matériel: aluminium
Paquet: 200 pièces

P70.M12.0008. XX
Griffschilder
Material: aluminium
Packungseinheit: 200 Stück

P70.M12.0008. XX
Vaste greep
Materie: aluminium
Verpakking: 200 stuks



ART.

P70.0F3.0000.B2

P70.0F3.0000.B2

Fermafinestra. Mantiene in posizione aperta le ante con apertura rivolta all'esterno.
Materiale: acciaio inox 18/8
Confezione: 20 pezzi

P70.0F3.0000.B2

Window stay. It keeps the window wings opened outwards.
Material: stainless steel 18/8
Packing: 20 pieces

P70.0F3.0000.B2

Pince à fenêtre. Il garde les volets ouverts avec l'ouverture vers l'extérieur.
Matériel: acier inoxydable 18/8
Paquet: 20 pièces

P70.0F3.0000.B2

Fensterriegel. Hält die Fensterflügel in offener Position nach Aussen.
Material: Edelstahl rostfrei V2A
Packungseinheit: 20 Stück

P70.0F3.0000.B2

Raamopeningsbegrenzer.
Houdt de vleugels die naar buiten draaien, in een vaste open positie.
Materie: roestvast staal 18/8
Verpakking: 20 stuks



ART.

P70.0F5.0000.B2

P70.0F5.0000.B2

Fermafinestra. Mantiene in posizione aperta le ante con apertura rivolta all'esterno.
Materiale: acciaio inox 18/8
Confezione: 50 pezzi

P70.0F5.0000.B2

Window stay. It keeps the window wings opened outwards
Material: stainless steel 18/8
Packing: 50 pieces

P70.0F5.0000.B2

Pince à fenêtre. Il garde les volets ouverts avec l'ouverture vers l'extérieur.
Matériel: acier inoxydable 18/8
Paquet: 50 pièces

P70.0F5.0000.B2

Fensterriegel. Hält die Fensterflügel in offener Position nach Aussen.
Material: Edelstahl rostfrei V2A
Packungseinheit: 50 Stück

P70.0F5.0000.B2

Raamopeningsbegrenzer.
Houdt de vleugels die naar buiten draaien, in een vaste open positie.
Materie: roestvast staal 18/8
Verpakking: 50 stuks



ART.

P70.0F7.0000.B2

P70.0F7.0000.B2

Fermafinestra. Mantiene in posizione aperta le ante con apertura rivolta all'esterno.
Materiale: acciaio inox 18/8
Confezione: 40 pezzi

P70.0F7.0000.B2

Window stay. It keeps the window wings opened outwards
Material: stainless steel 18/8
Packing: 40 pieces

P70.0F7.0000.B2

Pince à fenêtre. Il garde les volets ouverts avec l'ouverture vers l'extérieur.
Matériel: acier inoxydable 18/8
Paquet: 40 pièces

P70.0F7.0000.B2

Fensterriegel. Hält die Fensterflügel in offener Position nach Aussen.
Material: Edelstahl rostfrei V2A
Packungseinheit: 40 Stück

P70.0F7.0000.B2

Raamopeningsbegrenzer.
Houdt de vleugels die naar buiten draaien, in een vaste open positie.
Materie: roestvast staal 18/8
Verpakking: 40 stuks

INFORMAZIONI TECNICHE

TECHNICAL INFORMATION

TECHNISCHE INFORMATIONEN

INFORMATIONS TECHNIQUES

TECHNISCHE INFORMATIE

| | IT * colori indicativi | | | GB * indicative colors | | | FR * couleurs indicatives | | |
|---|---|---|--------------------|---|--|--------------------|--|--|-------------------|
| CODICE - CODE | MATERIALE | FINITURA | .XX * | MATERIAL | FINISH | .XX * | MATERIEL | FINITION | .XX * |
| 0IT. 2CC. 2CQ. 2CE. 2CP. 2CD. 2MM. HGL. HGU. HGC. KLO.V KLO. KLS. KLH. KLD. KLP. KLR. | ACCIAIO | Di produzione: | | STAINLESS | Standard: | | ACIER | Standard: | |
| | INOX | SATINATO | LRV 53 .44 | STEEL | SATIN | LRV 53 .44 | INOXIDABLE | SATINE | LRV 53 .44 |
| | AISI 316L | A richiesta: | | AISI 316L | Upon Request: | | AISI 316L | A la demande: | |
| | | LUCIDO | LRV 70 .43 | | BRIGHT | LRV 70 .43 | | POLI | LRV 70 .43 |
| | | A richiesta: (lotti minimi da concordare) | | | Upon Request: (minimum lot to be agreed) | | | A la demande: (lots minimum à convenir) | |
| | | PVD | Black Satin .83 | | PVD | Black Satin .83 | | PVD | Black Satin .83 |
| | | su articoli selezionati | | | on selected items | | | uniquement sur des articles sélectionnés | |
| | | A richiesta: (lotti minimi da concordare) | | | Upon Request: (minimum lot to be agreed) | | | A la demande: (lots minimum à convenir) | |
| | | VERNICIATO | Nero Ral 9005 .40 | | POWDER | Black Ral 9005 .40 | | LAQUE | Noir Ral 9005 .40 |
| | | (Da abbinare con Pba Black Aluminium) | | | (To match with Pba Black Aluminium) | | | (A' associer avec Pba Black Aluminium) | |
| | | Bianco Ral 9010 .31 | | | COATED | White Ral 9010 .31 | | Blanc Ral 9010 .31 | |
| | Grigio .32 | | | | Grey .32 | | Gris .32 | | |
| | Champagne .38 | | | | Champagne .38 | | Champagne .38 | | |
| | Bronzo .39 | | | | Bronze .39 | | Bronze .39 | | |
| | (Da abbinare con Pba Bronze Aluminium) | | | | (To match with Pba Bronze Aluminium) | | | (A' associer avec Pba Bronze Aluminium) | |
| | Argento .41 | | | | Silver .41 | | Argent .41 | | |
| | COLORI A RICHIESTA | | | COLOURS ON REQUEST | | | COULEURS SUR DEMANDE | | |
| | DA ABBINARE CON TUTTI I RAL # | | .99 | TO MATCH ANY RAL # | | .99 | A' ASSOCIER AVEC TOUS LES RAL # | | |
| | Viti, grani e componenti in nylon non verniciati | | | Screws, grub screws and plastic parts non powdercoated | | | Vis, vis pointeaux et composants en nylon non vernis | | |
| | Lotti minimi da concordare | | | Available on request depending on quantities. | | | Lots minimum à convenir | | |
| YOD. | ACCIAIO | Di produzione: | | STAINLESS | Standard: | | ACIER | Standard: | |
| | INOX | SATINATO | Wenge .46 | STEEL | SATIN | Wenge .46 | INOXIDABLE | SATINE | Wenge .46 |
| | AISI 316L | + LEGNO | Frassino .47 | AISI 316L | + WOOD | Ash .47 | AISI 316L | + BOIS | Frêne .47 |
| | + LEGNO | A richiesta: | Mogano .48 | + WOOD | Upon Request: | Mahogany .48 | + BOIS | A la demande: | Acajou .48 |
| | | LUCIDO | Wenge .49 | | BRIGHT | Wenge .49 | | POLI | Wenge .49 |
| | | + LEGNO | Frassino .50 | | + WOOD | Ash .50 | | + BOIS | Frêne .50 |
| | | A richiesta: (lotti minimi da concordare) | Mogano .51 | | Upon Request: (minimum lot to be agreed) | Mahogany .51 | | A la demande: (lots minimum à convenir) | Acajou .51 |
| | | PVD | Black Satin .83 | | PVD | Black Satin .83 | | PVD | Black Satin .83 |
| | | su articoli selezionati | | | on selected items | | | uniquement sur des articles sélectionnés | |
| | | A richiesta: (lotti minimi da concordare) | | | Upon Request: (minimum lot to be agreed) | | | A la demande: (lots minimum à convenir) | |
| | | VERNICIATO | Nero Ral 9005 .40 | | POWDER | Black Ral 9005 .40 | | LAQUE | Noir Ral 9005 .40 |
| | (Da abbinare con Pba Black Aluminium) | | | (To match with Pba Black Aluminium) | | | (A' associer avec Pba Black Aluminium) | | |
| | Bianco Ral 9010 .31 | | | COATED | White Ral 9010 .31 | | Blanc Ral 9010 .31 | | |
| | Grigio .32 | | | | Grey .32 | | Gris .32 | | |
| | Champagne .38 | | | | Champagne .38 | | Champagne .38 | | |
| | Bronzo .39 | | | | Bronze .39 | | Bronze .39 | | |
| | (Da abbinare con Pba Bronze Aluminium) | | | | (To match with Pba Bronze Aluminium) | | | (A' associer avec Pba Bronze Aluminium) | |
| | Argento .41 | | | | Silver .41 | | Argent .41 | | |
| | COLORI A RICHIESTA | | | COLOURS ON REQUEST | | | COULEURS SUR DEMANDE | | |
| | DA ABBINARE CON TUTTI I RAL # | | .99 | TO MATCH ANY RAL # | | .99 | A' ASSOCIER AVEC TOUS LES RAL # | | |
| | Viti, grani e componenti in nylon non verniciati | | | Screws, grub screws and plastic parts non powdercoated | | | Vis, vis pointeaux et composants en nylon non vernis | | |
| | Lotti minimi da concordare | | | Available on request depending on quantities. | | | Lots minimum à convenir | | |
| YOD. KLL. | ACCIAIO | Di produzione: | | STAINLESS | Standard: | | ACIER | Standard: | |
| | INOX | SATINATO | Nera Liscia .4A | STEEL | SATIN | Black Plain .4A | INOXIDABLE | SATINE | Noir Lisse .4A |
| | AISI 316L | + PELLE | Bianca Liscia .4J | AISI 316L | + LEATHER | White Plain .4J | AISI 316L | + CUIR | Blanc Lisse .4J |
| | + PELLE | A richiesta: | Grigia Liscia .4I | + LEATHER | Upon Request: | Grey Plain .4I | + CUIR | A la demande: | Gris Lisse .4I |
| | | LUCIDO | Marrone Liscia .4C | | BRIGHT | Brown Plain .4C | | POLI | Marron Lisse .4C |
| | | + PELLE | Nera Liscia .3A | | + LEATHER | Black Plain .3A | | + CUIR | Noir Lisse .3A |
| | | A richiesta: (lotti minimi da concordare) | Bianca Liscia .3J | | Upon Request: (minimum lot to be agreed) | White Plain .3J | | A la demande: (lots minimum à convenir) | Blanc Lisse .3J |
| | | PVD | Grigia Liscia .3I | | POWDER | Grey Plain .3I | | LAQUE | Gris Lisse .3I |
| | | su articoli selezionati | Marrone Liscia .3C | | COATED | Brown Plain .3C | | (A' associer avec Pba Black Aluminium) | Marron Lisse .3C |
| | | A richiesta: (lotti minimi da concordare) | | | Upon Request: (minimum lot to be agreed) | | | (A' associer avec Pba Bronze Aluminium) | |
| | | VERNICIATO | Nero Ral 9005 .40 | | POWDER | Black Ral 9005 .40 | | LAQUE | Noir Ral 9005 .40 |
| | (Da abbinare con Pba Black Aluminium) | | | (To match with Pba Black Aluminium) | | | (A' associer avec Pba Black Aluminium) | | |
| | Bianco Ral 9010 .31 | | | COATED | White Ral 9010 .31 | | Blanc Ral 9010 .31 | | |
| | Grigio .32 | | | | Grey .32 | | Gris .32 | | |
| | Champagne .38 | | | | Champagne .38 | | Champagne .38 | | |
| | Bronzo .39 | | | | Bronze .39 | | Bronze .39 | | |
| | (Da abbinare con Pba Bronze Aluminium) | | | | (To match with Pba Bronze Aluminium) | | | (A' associer avec Pba Bronze Aluminium) | |
| | Argento .41 | | | | Silver .41 | | Argent .41 | | |
| | COLORI A RICHIESTA | | | COLOURS ON REQUEST | | | COULEURS SUR DEMANDE | | |
| | DA ABBINARE CON TUTTI I RAL # | | .99 | TO MATCH ANY RAL # | | .99 | A' ASSOCIER AVEC TOUS LES RAL # | | |
| | Viti, grani e componenti in nylon non verniciati | | | Screws, grub screws and plastic parts non powdercoated | | | Vis, vis pointeaux et composants en nylon non vernis | | |
| | Lotti minimi da concordare | | | Available on request depending on quantities. | | | Lots minimum à convenir | | |
| KLA. 2AM. 2AT. 2AQ. 2MM. | ALLUMINIO | Di produzione: | | ALUMINIUM | Standard: | | ALUMINIUM | Standard: | |
| | | ANODIZZATO | Argento .69 | | ANODIZED | Silver .69 | | ANODISE | Argent .69 |
| | | SATINATO | Bronzo .67 | | SATIN | Bronze .67 | | SATINE | Bronze .67 |
| | | ELOX | | | ELOX | | | ELOX | |
| | | SATINATO | Nero .68 | | SATIN | Black .68 | | SATINE | Noir .68 |
| | | A richiesta: (lotti minimi da concordare) | | | Upon Request: (minimum lot to be agreed) | | | A la demande: (lots minimum à convenir) | |
| | | VERNICIATO | | | POWDER COATED | | | LAQUE | |
| | | | | | | | | | |
| | | | | | | | | | |
| | | | | | | | | | |
| | | | | | | | | | |
| M18. | ALLUMINIO | Di produzione: | | ALUMINIUM | Standard: | | ALUMINIUM | Standard: | |
| | | VERNICIATO | Nero .26 | | POWDER | Black .26 | | LAQUE | Noir .26 |
| | | | Bianco 1013 .21 | | COATED | White 1013 .21 | | | Blanc 1013 .21 |
| | | | Bianco 9010 .30 | | | White 9010 .30 | | | Blanc 9010 .30 |
| | | ANODIZZATO | Argento .62 | | ANODIZED | Silver .62 | | ANODISE | Argent .62 |
| | | * GREZZO | .61 | | * UNFINISHED | .61 | | * BRUT | .61 |
| | | A richiesta: | | | Upon Request: | | | A la demande: | |
| | | ANODIZZATO | Bronzo .63 | | ANODIZED | Bronze .63 | | ANODISE | Bronze .63 |
| | | | Nero .64 | | | Black .64 | | | Noir .64 |
| | | | | | | | | | |
| | | | | | | | | | |

* Per articoli in finitura .61 GREZZO ordinati per successiva anodizzazione, specificare se è richiesta la spazzolatura. In caso contrario i maniglioni sono forniti in finitura grezza. Se il trattamento successivo è la verniciatura il fondo avrà sempre finitura grezza.

For articles in .61 RAW finish ordered for subsequent anodizing treatment, please specify whether brushing is required. Otherwise the handles are supplied in a rough finish. If the subsequent treatment is powder coating, the base will always have a rough finish.

Pour les articles en finition BRUTE .61 commandés pour un traitement d'anodisation suivante, veuillez spécifier si un brossage est nécessaire. Sinon, les poignées sont fournies dans une finition brute. Si le traitement suivante est un revêtement en poudre, la base aura toujours une finition brute.

DE * indikative farben

| MATERIAL | AUSFÜHRUNG | .XX | * |
|--|--|-----------------------------------|------------|
| EDELSTAHL ROSTFREI WERKSTOFF 1.4404 | Standard: FEIN MATT SATINIERT | LRV 53 | .44 |
| | Auf Anfrage: HOCHGLANZ POLIERT | LRV 70 | .43 |
| | Auf Anfrage: (preis auf Anfrage, mengenabhängig) PVD BESCHICHTET | Black Satin | .83 |
| | Auf Anfrage: (preis auf Anfrage, mengenabhängig) LACKIERT | Schwarz Ral 9005 | .40 |
| | | (Passend zu Pba Black Aluminium) | |
| | | Weiss Ral 9010 | .31 |
| | | Grau | .32 |
| | | Champagne | .38 |
| | | Bronze | .39 |
| | | (Passend zu Pba Bronze Aluminium) | |
| | Silber | .41 | |
| WEITERE FARBEN | | | |
| PASSEND ZU JEDER RAL FARBE # .99 | | | |
| Schrauben, Madenschrauben und Nylonkomponenten sind nicht lackiert - Preis auf Anfrage, mengenabhängig | | | |

| | | | |
|--|--|----------------------------------|------------|
| EDELSTAHL ROSTFREI WERKSTOFF 1.4404 + MASSIVHOLZ | Standard: FEIN MATT SATINIERT + MASSIVHOLZ | Wenge | .46 |
| | | Esche | .47 |
| | | Mahagoni | .48 |
| | Auf Anfrage: HOCHGLANZ POLIERT + MASSIVHOLZ | Wenge | .49 |
| | | Esche | .50 |
| | | Mahagoni | .51 |
| | Auf Anfrage: (preis auf Anfrage, mengenabhängig) PVD BESCHICHTET | Black Satin | .83 |
| | Auf Anfrage: (preis auf Anfrage, mengenabhängig) LACKIERT | Schwarz Ral 9005 | .40 |
| | | (Passend zu Pba Black Aluminium) | |
| | | Weiss Ral 9010 | .31 |
| | Grau | .32 | |
| | Champagne | .38 | |
| | Bronze | .39 | |
| | (Passend zu Pba Bronze Aluminium) | | |
| | Silber | .41 | |
| WEITERE FARBEN | | | |
| PASSEND ZU JEDER RAL FARBE # .99 | | | |
| Schrauben, Madenschrauben und Nylonkomponenten sind nicht lackiert - Preis auf Anfrage, mengenabhängig | | | |

| | | | |
|--|---|----------------------------------|------------|
| EDELSTAHL ROSTFREI WERKSTOFF 1.4404 + LEDER | Standard: FEIN MATT SATINIERT + LEDER | Schwarz glatt | .4A |
| | | Weiss glatt | .4J |
| | | Grau glatt | .4I |
| | | Braun glatt | .4C |
| | Auf Anfrage: HOCHGLANZ POLIERT + LEDER | Schwarz glatt | .3A |
| | | Weiss glatt | .3J |
| | | Grau glatt | .3I |
| | | Braun glatt | .3C |
| | Auf Anfrage: (preis auf Anfrage, mengenabhängig) LACKIERT | Schwarz Ral 9005 | .40 |
| | | (Passend zu Pba Black Aluminium) | |
| | Weiss Ral 9010 | .31 | |
| | Grau | .32 | |
| | Champagne | .38 | |
| | Bronze | .39 | |
| | (Passend zu Pba Bronze Aluminium) | | |
| | Silber | .41 | |
| WEITERE FARBEN | | | |
| PASSEND ZU JEDER RAL FARBE # .99 | | | |
| Schrauben, Madenschrauben und Nylonkomponenten sind nicht lackiert - Preis auf Anfrage, mengenabhängig | | | |

| | | | |
|------------------|---|---------------|------------|
| ALUMINIUM | Standard: ELOXIERT SATINIERT SATINIERT | Silber | .69 |
| | | Dunkel Bronze | .67 |
| | | Schwarz | .68 |
| | Auf Anfrage: (preis auf Anfrage, mengenabhängig) LACKIERT | | |

| | | | |
|------------------|-----------------------|------------|------------|
| ALUMINIUM | Standard: LACKIERT | Schwarz | .26 |
| | | Weiss 1013 | .21 |
| | | Weiss 9010 | .30 |
| | ELOXIERT | Silber | .62 |
| | * ROH | | .61 |
| | Auf Anfrage: ELOXIERT | Bronze | .63 |
| | | Schwarz | .64 |

ES * colores indicativos

| MATERIAL | ACABADO | .XX | * |
|---|---|--|------------|
| ACERO INOXIDABLE AISI 316L | Estándar: MATE | LRV 53 | .44 |
| | Bajo pedido: BRILLO | LRV 70 | .43 |
| | Bajo pedido: (lotes mínimos a convenir) PVD | Black Satin | .83 |
| | Bajo pedido: (lotes mínimos a convenir) PINTADO | Negro Ral 9005 | .40 |
| | | (Para combinar con Pba Black Aluminium) | |
| | | Blanco Ral 9010 | .31 |
| | | Gris | .32 |
| | | Champagne | .38 |
| | | Bronce | .39 |
| | | (Para combinar con Pba Bronze Aluminium) | |
| | Plata | .41 | |
| COLORES A PETICIÓN | | | |
| PARA COMBINAR CON CUALQUIER RAL # .99 | | | |
| Tomillos, granos y componentes en nylon no barnizado Lotes mínimos a convenir | | | |

| | | | |
|---|---|---|------------|
| ACERO INOXIDABLE AISI 316L + MADERA | Estándar: MATE + MADERA | Wenge | .46 |
| | | Fresno | .47 |
| | | Caoba | .48 |
| | Bajo pedido: BRILLO + MADERA | Wenge | .49 |
| | | Fresno | .50 |
| | | Caoba | .51 |
| | Bajo pedido: (lotes mínimos a convenir) PVD | Black Satin | .83 |
| | Bajo pedido: (lotes mínimos a convenir) PINTADO | Negro Ral 9005 | .40 |
| | | (Para combinar con Pba Black Aluminium) | |
| | | Blanco Ral 9010 | .31 |
| | Gris | .32 | |
| | Champagne | .38 | |
| | Bronce | .39 | |
| | (Para combinar con Pba Bronze Aluminium) | | |
| | Plata | .41 | |
| COLORES A PETICIÓN | | | |
| PARA COMBINAR CON CUALQUIER RAL # .99 | | | |
| Tomillos, granos y componentes en nylon no barnizado Lotes mínimos a convenir | | | |

| | | | |
|---|---|---|------------|
| ACERO INOXIDABLE AISI 316L + CUERO | Estándar: MATE + CUERO | Negro Liso | .4A |
| | | Blanco Liso | .4J |
| | | Gris Liso | .4I |
| | | Marrón Liso | .4C |
| | Bajo pedido: MADERA + CUERO | Negro Liso | .3A |
| | | Blanco Liso | .3J |
| | | Gris Liso | .3I |
| | | Marrón Liso | .3C |
| | Bajo pedido: (lotes mínimos a convenir) PINTADO | Negro Ral 9005 | .40 |
| | | (Para combinar con Pba Black Aluminium) | |
| | Blanco Ral 9010 | .31 | |
| | Gris | .32 | |
| | Champagne | .38 | |
| | Bronce | .39 | |
| | (Para combinar con Pba Bronze Aluminium) | | |
| | Plata | .41 | |
| COLORES A PETICIÓN | | | |
| PARA COMBINAR CON CUALQUIER RAL # .99 | | | |
| Tomillos, granos y componentes en nylon no barnizado Lotes mínimos a convenir | | | |

| | | | |
|-----------------|---|--------|------------|
| ALUMINIO | Estándar: ANODIZADO MATE MATE | Plata | .69 |
| | | Bronce | .67 |
| | | Negro | .68 |
| | Bajo pedido: (lotes mínimos a convenir) PINTADO | | |

| | | | |
|-----------------|------------------------|-------------|------------|
| ALUMINIO | Estándar: PINTADO | Negro | .26 |
| | | Blanco 1013 | .21 |
| | | Blanco 9010 | .30 |
| | ANODIZADO | Plata | .62 |
| | * BRUTO | | .61 |
| | Bajo pedido: ANODIZADO | Bronce | .63 |
| | | Negro | .64 |

NL * indicatieve colors

| MATERIAAL | AFWERKINGEN | .XX | * |
|---|--|--|------------|
| ROESTVAST STAAL AISI 316L | Standaard: MAT GEBORSTELD | LRV 53 | .44 |
| | Op aanvraag: BLINKEND GEBORSTELD | LRV 70 | .43 |
| | Op aanvraag: (minimum aantal overeen te komen) MET PVD BEHANDELING | Black Satin | .83 |
| | Op aanvraag: (minimum aantal overeen te komen) GELAKT | Zwart Ral 9005 | .40 |
| | | (Om te matchen met Pba Black Aluminium) | |
| | | Wit Ral 9010 | .31 |
| | | Grijs | .32 |
| | | Champagne | .38 |
| | | Brons | .39 |
| | | (Om te matchen met Pba Bronze Aluminium) | |
| | Silver | .41 | |
| KLEUREN OP AANVRAAG | | | |
| OM TE MATCHEN MET ELKE KLEUR RAL # .99 | | | |
| Schroeven, grub Schroeven en nylon componenten zijn niet poedercoated - Minimum aantal overeen te komen | | | |

| | | | |
|---|--|---|------------|
| ROESTVAST STAAL AISI 316L + HOUT | Standaard: MAT GEBORSTELD + HOUT | Wenge | .46 |
| | | Es | .47 |
| | | Mahonie | .48 |
| | Op aanvraag: BLINKEND GEBORSTELD + HOUT | Wenge | .49 |
| | | Es | .50 |
| | | Mahonie | .51 |
| | Op aanvraag: (minimum aantal overeen te komen) MET PVD BEHANDELING | Black Satin | .83 |
| | Op aanvraag: (minimum aantal overeen te komen) GELAKT | Zwart Ral 9005 | .40 |
| | | (Om te matchen met Pba Black Aluminium) | |
| | | Wit Ral 9010 | .31 |
| | Grijs | .32 | |
| | Champagne | .38 | |
| | Brons | .39 | |
| | (Om te matchen met Pba Bronze Aluminium) | | |
| | Silver | .41 | |
| KLEUREN OP AANVRAAG | | | |
| OM TE MATCHEN MET ELKE KLEUR RAL # .99 | | | |
| Schroeven, grub Schroeven en nylon componenten zijn niet poedercoated - Minimum aantal overeen te komen | | | |

| | | | |
|---|---|---|------------|
| ROESTVAST STAAL AISI 316L + LEDER | Standaard: MAT GEBORSTELD + LEDER | Zwart Glad | .4A |
| | | Wit Glad | .4J |
| | | Grijs Glad | .4I |
| | | Bruin Glad | .4C |
| | Op aanvraag: BLINKEND GEBORSTELD + LEDER | Zwart Glad | .3A |
| | | Wit Glad | .3J |
| | | Grijs Glad | .3I |
| | | Bruin Glad | .3C |
| | Op aanvraag: (minimum aantal overeen te komen) GELAKT | Zwart Ral 9005 | .40 |
| | | (Om te matchen met Pba Black Aluminium) | |
| | Wit Ral 9010 | .31 | |
| | Grijs | .32 | |
| | Champagne | .38 | |
| | Brons | .39 | |
| | (Om te matchen met Pba Bronze Aluminium) | | |
| | Silver | .41 | |
| KLEUREN OP AANVRAAG | | | |
| OM TE MATCHEN MET ELKE KLEUR RAL # .99 | | | |
| Schroeven, grub Schroeven en nylon componenten zijn niet poedercoated - Minimum aantal overeen te komen | | | |

| | | | |
|------------------|---|--------|------------|
| ALUMINIUM | Standaard: GEANODISEERD MAT | Zilver | .69 |
| | | Brons | .67 |
| | MAT GEBORSTELD | Zwart | .68 |
| | Op aanvraag: (minimum aantal overeen te komen) GELAKT | | |

| | | | |
|------------------|---------------------------|----------|------------|
| ALUMINIUM | Standaard: GELAKT | Zwart | .26 |
| | | Wit 1013 | .21 |
| | | Wit 9010 | .30 |
| | GEANODISEERD | Zilver | .62 |
| | * MATBRUUT | | .61 |
| | Op aanvraag: GEANODISEERD | Brons | .63 |
| | MAT | Zwart | .64 |

* Bitte geben Sie bei Artikeln in Ausführung **.61 (ROH)**, die für die anschließende Eloxalbehandlung bestellt wurden, an, ob ein Bürsten erforderlich ist. Ansonsten werden die Griffe in einer rohen Ausführung geliefert. Wenn die anschließende Behandlung eine Pulverbeschichtung ist, hat die Oberfläche immer eine rohe Ausführung.

Para los artículos en acabado **BRUTO .61** pedidos para anodizarlos posteriormente, hay que especificar si es necesario cepillarlos. De lo contrario, los manillones tendrán el acabado bruto. Si el tratamiento posterior es un recubrimiento barnizado en polvo, la base será siempre con acabado bruto.

| CODICE - CODE | IT * colori indicativi | | | | GB * indicative colors | | | | FR * couleurs indicatives | | | |
|----------------|---|---|-----|---|---|---|-----|---|--|---|-----|---|
| | MATERIALE | FINITURA | .XX | * | MATERIAL | FINISH | .XX | * | MATERIEL | FINITION | .XX | * |
| PVD. | ACCIAIO INOX AISI 316L | PVD LUCIDO Oro | .81 | | STAINLESS STEEL AISI 316L | BRIGHT PVD Gold | .81 | | ACIER INOX AISI 316L | POLI PVD Or | .81 | |
| 3CC. | NYLON | Di produzione: NERO LRV 5 .10 A richiesta: (lotti minimi da concordare) BIANCO LRV 87 .01 GIALLO LRV 65 .04 GRIGIO LRV 27 .07 ROSSO LRV 9 .09 ANTRACITE .17 | | | NYLON | Standard: BLACK LRV 5 .10 Upon Request: (minimum lot to be agreed) WHITE LRV 87 .01 YELLOW LRV 65 .04 GREY LRV 27 .07 RED LRV 9 .09 ANTHRACITE .17 | | | NYLON | Standard: NOIR LRV 5 .10 A la demande: (lots minimum à convenir) BLANC LRV 87 .01 JAUNE LRV 65 .04 GRIS LRV 27 .07 ROUGE LRV 9 .09 ANTHRACITE .17 | | |
| STA. | ACCIAIO INOX AISI 316L + ALLUMINIO | MANIGLIE E MANIGLIONI Di produzione: SATINATO Argento .4K +ALLUMINIO Bronzo .4M Nero .4N A richiesta: Argento .3K LUCIDO Bronzo .3M +ALLUMINIO Nero .3N | | | STAINLESS STEEL AISI 316L + ALUMINIUM | LEVER HANDLES AND PULL HANDLES Standard: Silver .4K Satin Bronzo .4M +ALUMINIUM Black .4N Upon Request: Silver .3K BRIGHT Bronzo .3M +ALUMINIUM Black .3N | | | ACIER INOXIDABLE AISI 316L + ALUMINIUM | BEQUILLES ET POIGNEES DE TIRAGE Standard: SATINE Argent .4K +ALUMINIUM Bronzo .4M Noir .4N A la demande: Argent .3K POLI Bronzo .3M +ALUMINIUM Noir .3N | | |
| + HGU. | | PLACCHE CON SERRATURA Di produzione: VERNICIATO Argento .41 Bronzo .39 Nero .40 | | | | PLATE WITH LOCKSET Standard: POWDER Silver .41 COATED Bronzo .39 Black .40 | | | | PLAQUES AVEC SERRURE Standard: LAQUE Argent .41 Bronzo .39 Noir .40 | | |
| ITH. 2MH. 2CH. | ACCIAIO INOX AISI 316L + PELLE + LEGNO | Di produzione: VERNICIATO Bianco .31 Nero .40 + PELLE Bianco/ Bianco .31 Nero/ Nero .40 + LEGNO Bianco/ Rovere Sbiancato .31 Nero/ Wenge .40 | | | STAINLESS STEEL AISI 316L + LEATHER + WOOD | Standard: White .31 POWDER COATED Black .40 + LEATHER White/ White .31 Black/ Black .40 + WOOD White/ Bleached White oak .31 Black/ Wenge .40 | | | ACIER INOXIDABLE AISI 316L + CUIR + BOIS | Standard: LAQUE Blanc .31 Noir .40 + CUIR Blanc/ Blanc .31 Noir/ Noir .40 + BOIS Blanc/ Chêne blanc blanchi .31 Noir/ Wenge .40 | | |
| HGO. | ACCIAIO INOX AISI 316L | SATINATO LRV 53 .44 | | | STAINLESS STEEL AISI 316L | SATIN .44 | | | ACIER INOX AISI 316L | SATINE .44 | | |

LRV : Light Reflectance Value

DE * indikative farben

| MATERIAL | AUSFÜHRUNG | .XX | * |
|--|---|-----|---|
| EDELSTAHL ROSTFREI WE 1.4404 | PVD BESCHICHTET Gold | .81 | |
| NYLON | Di produzione: SCHWARZ LRV 5 | .10 | |
| | Auf Anfrage: (preis auf Anfrage, mengenabhängig) | | |
| | WEISS LRV 87 | .01 | |
| | GELB LRV 65 | .04 | |
| | GRAU LRV 27 | .07 | |
| | ROT LRV 9 | .09 | |
| | ANTHRAZIT | .17 | |
| EDELSTAHL ROSTFREI WERKSTOFF 1.4404 | TÜRDRÜCKER UND STOßGRIFFE Standard: FEIN MATT Silber | .4K | |
| | SATINIERT Dunkel Bronze | .4M | |
| | + ALUMINIUM Schwarz | .4N | |
| + ALUMINIUM | Auf Anfrage: HOCHGLANZ Silber | .3K | |
| | POLIERT Dunkel Bronze | .3M | |
| | + ALUMINIUM Schwarz | .3N | |
| | TÜRSHILDER FÜR GLASTÜREN Standard: LACKIERT Silber | .41 | |
| | Dunkel Bronze | .39 | |
| | Schwarz | .40 | |
| EDELSTAHL ROSTFREI WERKSTOFF 1.4404 | Standard: LACKIERT Weiss | .31 | |
| | Schwarz | .40 | |
| + LEDER | LEDER Weiss/ Weiss | .31 | |
| | Schwarz/ Schwarz | .40 | |
| + MASSIVHOLZ | MASSIVHOLZ Weiss/ Gebleicht weiße Eiche | .31 | |
| | Schwarz/ Wenge | .40 | |
| EDELSTAHL ROSTFREI WE 1.4404 | FEIN MATT SATINIERT | .44 | |

ES * colores indicativos

| MATERIAL | ACABADO | .XX | * |
|-----------------------------------|--|-----|---|
| ACERO INOXIDABLE AISI 316L | PVD BRILLO Oro | .81 | |
| NYLON | Standard: NEGRO LRV 5 | .10 | |
| | Bajo pedido: (lotes mínimos a convenir) | | |
| | BLANCO LRV 87 | .01 | |
| | AMARILLO LRV 65 | .04 | |
| | GRIS LRV 27 | .07 | |
| | ROJO LRV 9 | .09 | |
| | ANTRACITA | .17 | |
| ACERO INOXIDABLE AISI 316L | MANILLAS Y MANILLONES Estándar: MATE Plata | .4K | |
| | + ALUMINIO Bronce | .4M | |
| | Negro | .4N | |
| + ALUMINIO | Bajo pedido: BRILLO Plata | .3K | |
| | + ALUMINIO Bronce | .3M | |
| | Negro | .3N | |
| | PLACA CON CERRADURA Estándar: PINTADO Plata | .41 | |
| | Bronce | .39 | |
| | Negro | .40 | |
| ACERO INOXIDABLE AISI 316L | Estándar: PINTADO Blanco | .31 | |
| | Negro | .40 | |
| + CUERO | CUERO Blanco/ Blanco | .31 | |
| | Negro/ Negro | .40 | |
| + MADERA | MADERA Blanco/ Roble blanco blanqueado | .31 | |
| | Negro/ Wenge | .40 | |
| ACERO INOXIDABLE AISI 316L | MATE | .44 | |

NL * indicatieve colors

| MATERIAAL | AFWERKINGEN | .XX | * |
|----------------------------------|---|-----|---|
| ROESTVAST STAAL AISI 316L | MET PVD BEHANDELING Gold | .81 | |
| NYLON | Standard: ZWART LRV 5 | .10 | |
| | Op aanvraag: (minimum aantal overeen te komen) | | |
| | WIT LRV 87 | .01 | |
| | GEEL LRV 65 | .04 | |
| | GRIJS LRV 27 | .07 | |
| | ROOD LRV 9 | .09 | |
| | ANTRACIET | .17 | |
| ROESTVAST STAAL AISI 316L | DEURKRUKKEN - DEURGREPEN Standaard: MAT Silver | .4K | |
| | GEBORSTELD Brons | .4M | |
| | + ALUMINIUM Zwart | .4N | |
| + ALUMINIUM | Op aanvraag: BLINKEND Silver | .3K | |
| | GEBORSTELD Brons | .3M | |
| | + ALUMINIUM Zwart | .3N | |
| | SCHILD MET SLOT Standaard: GELAKT Silver | .41 | |
| | Brons | .39 | |
| | Zwart | .40 | |
| ROESTVAST STAAL AISI 316L | Standaard: GELAKT Wit | .31 | |
| | Zwart | .40 | |
| + LEDER | LEDER Wit/ Wit | .31 | |
| | Zwart/ Zwart | .40 | |
| + HOUT | HOUT Wit/ Gebleeke witte eik | .31 | |
| | Zwart/ Wenge | .40 | |
| ROESTVAST STAAL AISI 316L | MAT GEBORSTELD | .44 | |

LRV : Light Reflectance Value

MANIGLIONI

PULL HANDLES

POIGNÉES DE TIRAGE

STOßGRIFFE

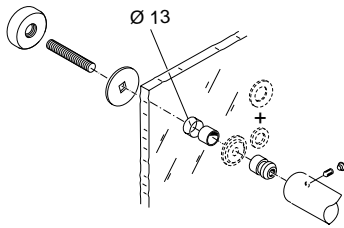
DEURGREPEN

MANIGLIONI - PULL HANDLES

FISSAGGI D - FIXINGS D - FIXATIONS D - BEFESTIGUNGEN D - BEVESTIGING D

ART.

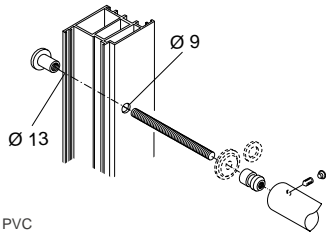
- FIX.011.000D. xx (Ø 25)
- FIX.012.000D. xx (Ø 30)
- FIX.013.000D. xx (Ø 35)
- FIX.014.000D. xx (Ø 20)
- FIX.016.000D. xx (Ø 40)



- SINGOLO PASSANTE PER VETRO
- SINGLE THROUGH FITTING FOR GLASS
- FIXATION SIMPLE TRAVERSANT POUR VERRE
- BEFESTIGUNG EINSEITIG DURCHGEHEND FÜR GLASTÜREN
- ENKELE DOORGAANDE BEVESTIGING VOOR GLAS

ART.

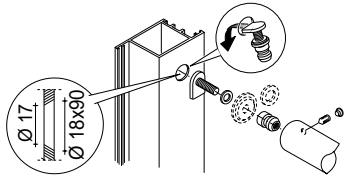
FIX.110.000D. xx



- SINGOLO PASSANTE PER LEGNO, ALLUMINIO, PVC
- SINGLE THROUGH FITTING FOR WOOD, ALUMINIUM, PVC
- FIXATION SIMPLE TRAVERSANT POUR BOIS, ALUMINIUM, PVC
- BEFESTIGUNG EINSEITIG DURCHGEHEND FÜR ALLE TÜRARTEN
- ENKELE DOORGAANDE BEVESTIGING VOOR HOUT, ALUMINIUM EN PVC

ART.

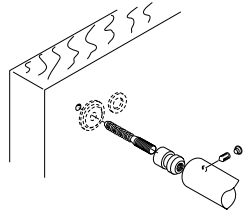
FIX.210.000D.B2



- SINGOLO NON PASSANTE PER PROFILO TUBOLARE
- SINGLE NON THROUGH FITTING FOR TUBULAR PROFILE
- FIXATION SIMPLE NON TRAVERSANT POUR PROFIL TUBULAIRE
- BEFESTIGUNG EINSEITIG UNSICHTBAR FÜR 1-KAMMER KUNSTSTOFFTÜREN
- ENKELE NIET-DOORGAANDE BEVESTIGING VOOR PROFIELEN

ART.

FIX.310.000D.B2



- SINGOLO NON PASSANTE PER LEGNO
- SINGLE NON THROUGH FITTING FOR WOOD
- FIXATION SIMPLE NON TRAVERSANT POUR BOIS
- BEFESTIGUNG EINSEITIG UNSICHTBAR FÜR HOLZTÜREN
- ENKELE NIET-DOORGAANDE BEVESTIGING VOOR HOUT

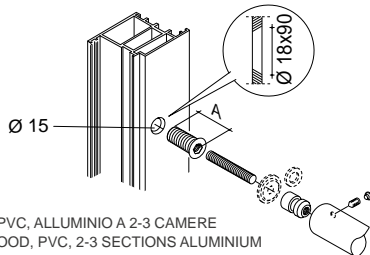
ART.

FIX.410.000D.B2

A= 33 mm

FIX.410.00DL.B2

A= 50 mm



- SINGOLO NON PASSANTE PER LEGNO, PVC, ALLUMINIO A 2-3 CAMERE
- SINGLE NON THROUGH FITTING FOR WOOD, PVC, 2-3 SECTIONS ALUMINIUM
- FIXATION SIMPLE NON TRAVERSANT POUR BOIS, PVC, ALUMINIUM 2-3 SECTIONS
- EINZELBEFESTIGUNG FÜR 2-3 KAMMER - METALLTÜREN
- ENKELE NIET-DOORGAANDE BEVESTIGING VOOR HOUT, PVC EN ALUMINIUM PROFIELEN MET 2-3 KAMERS

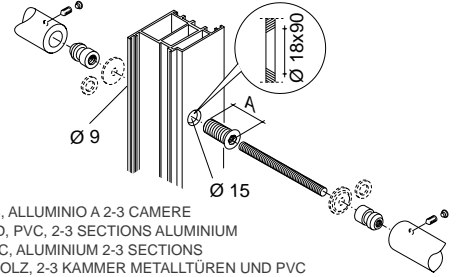
ART.

FIX.510.000D.B2

A= 33 mm

FIX.510.00DL.B2

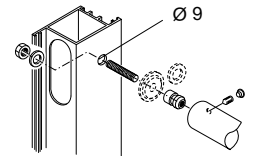
A= 50 mm



- CONTRAPPOSTO PER LEGNO, PVC, ALLUMINIO A 2-3 CAMERE
- BACK TO BACK FITTING FOR WOOD, PVC, 2-3 SECTIONS ALUMINIUM
- FIXATION DOUBLE POUR BOIS, PVC, ALUMINIUM 2-3 SECTIONS
- BEIDSEITIGE BEFESTIGUNG FÜR HOLZ, 2-3 KAMMER METALLTÜREN UND PVC
- PAARSGEWIJZE BEVESTIGING VOOR HOUT, PVC EN ALUMINIUM PROFIELEN MET 2-3 KAMERS

ART.

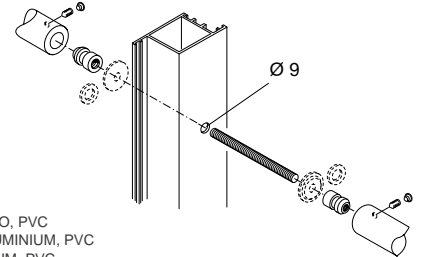
FIX.610.000D.B2



- SINGOLO NON PASSANTE PER PROFILO TUBOLARE
- SINGLE NON THROUGH FITTING FOR TUBULAR PROFILE
- FIXATION SIMPLE NON TRAVERSANT POUR PROFIL TUBULAIRE
- BEFESTIGUNG EINSEITIG UNSICHTBAR FÜR 1-KAMMER KUNSTSTOFFTÜREN
- ENKELE NIET-DOORGAANDE BEVESTIGING VOOR PROFIELEN

ART.

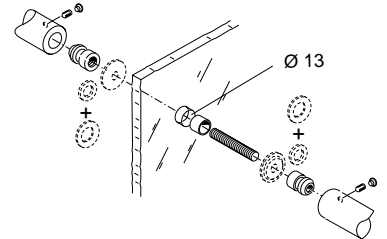
FIX.710.000D.B2



- CONTRAPPOSTO PER LEGNO, ALLUMINIO, PVC
- BACK TO BACK FITTING FOR WOOD, ALUMINIUM, PVC
- FIXATION DOUBLE POUR BOIS, ALUMINIUM, PVC
- BEIDSEITIGE BEFESTIGUNG FÜR ALLE TÜRARTEN
- PAARSGEWIJZE BEVESTIGING VOOR HOUT, ALUMINIUM EN PVC

ART.

FIX.810.000D.B2



- CONTRAPPOSTO PER VETRO
- BACK TO BACK FITTING FOR GLASS
- FIXATION DOUBLE POUR VERRE
- BEIDSEITIGE BEFESTIGUNG FÜR GLASTÜREN
- PAARSGEWIJZE BEVESTIGING VOOR GLAS

ART.

FIX.911.000D. xx

FIX.912.000D. xx

FIX.913.000D. xx

FIX.914.000D. xx

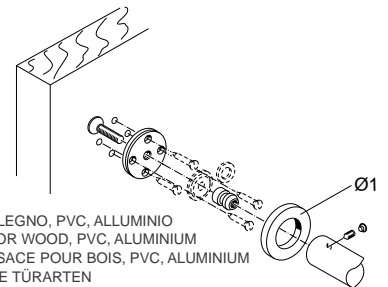
Ø1

50

60

60

50




- SINGOLO NON PASSANTE CON ROSETTA PER LEGNO, PVC, ALLUMINIO
- SINGLE NON THROUGH FITTING WITH ROSE FOR WOOD, PVC, ALUMINIUM
- FIXATION SIMPLE NON TRAVERSANT AVEC ROSACE POUR BOIS, PVC, ALUMINIUM
- EINZELBEFESTIGUNG MIT ROSETTEN FÜR ALLE TÜRARTEN
- ENKELE NIET-DOORGAANDE ROZEBEVESTIGING VOOR HOUT, PVC EN ALUMINIUM

MANIGLIONI - PULL HANDLES

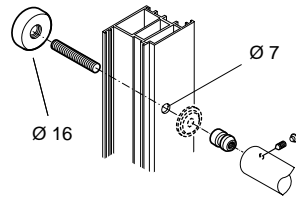
FISSAGGI | - FIXINGS | - FIXATIONS | - BEFESTIGUNGEN | - BEVESTIGING |

ART.
FIX.025.000I.xx



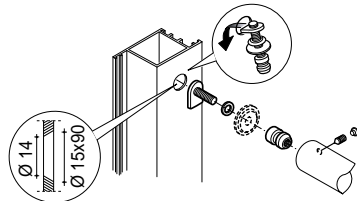
- SINGOLO PASSANTE PER VETRO
- SINGLE THROUGH FITTING FOR GLASS
- FIXATION SIMPLE TRAVERSANT POUR VERRE
- BEFESTIGUNG EINSEITIG DURCHGEHEND FÜR GLASTÜREN
- ENKELE DOORGAANDE BEVESTIGING VOOR GLAS

ART.
FIX.120.000I.xx



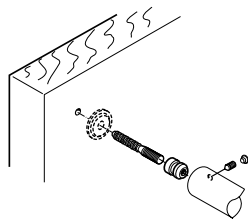
- SINGOLO PASSANTE PER LEGNO, ALLUMINIO, PVC
- SINGLE THROUGH FITTING FOR WOOD, ALUMINIUM, PVC
- FIXATION SIMPLE TRAVERSANT POUR BOIS, ALUMINIUM, PVC
- BEFESTIGUNG EINSEITIG DURCHGEHEND FÜR ALLE TÜRARTEN
- ENKELE DOORGAANDE BEVESTIGING VOOR HOUT, ALUMINIUM EN PVC

ART.
FIX.220.000I.B2



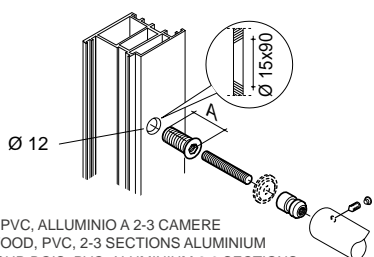
- SINGOLO NON PASSANTE PER PROFILO TUBOLARE
- SINGLE NON THROUGH FITTING FOR TUBULAR PROFILE
- FIXATION SIMPLE NON TRAVERSANT POUR PROFIL TUBULAIRE
- BEFESTIGUNG EINSEITIG UNSICHTBAR FÜR 1-KAMMER KUNSTSTOFFTÜREN
- ENKELE NIET-DOORGAANDE BEVESTIGING VOOR PROFIELEN

ART.
FIX.320.000I.B2



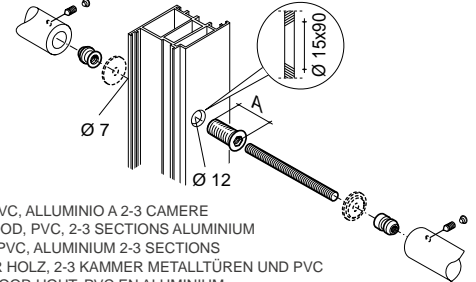
- SINGOLO NON PASSANTE PER LEGNO
- SINGLE NON THROUGH FITTING FOR WOOD
- FIXATION SIMPLE NON TRAVERSANT POUR BOIS
- BEFESTIGUNG EINSEITIG UNSICHTBAR FÜR HOLZTÜREN
- ENKELE NIET-DOORGAANDE BEVESTIGING VOOR HOUT

ART.
FIX.420.000I.B2
A= 33 mm
FIX.420.00IL.B2
A= 50 mm



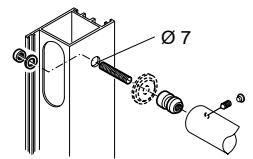
- SINGOLO NON PASSANTE PER LEGNO, PVC, ALLUMINIO A 2-3 CAMERE
- SINGLE NON THROUGH FITTING FOR WOOD, PVC, 2-3 SECTIONS ALUMINIUM
- FIXATION SIMPLE NON TRAVERSANT POUR BOIS, PVC, ALUMINIUM 2-3 SECTIONS
- EINZELBEFESTIGUNG FÜR 2-3 KAMMER - METALLTÜREN
- ENKELE NIET-DOORGAANDE BEVESTIGING VOOR HOUT, PVC EN ALUMINIUM PROFIELEN MET 2-3 KAMERS

ART.
FIX.520.000I.B2
A= 33 mm
FIX.520.00IL.B2
A= 50 mm



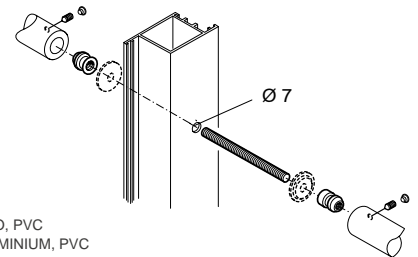
- CONTRAPPOSTO PER LEGNO, PVC, ALLUMINIO A 2-3 CAMERE
- BACK TO BACK FITTING FOR WOOD, PVC, 2-3 SECTIONS ALUMINIUM
- FIXATION DOUBLE POUR BOIS, PVC, ALUMINIUM 2-3 SECTIONS
- BEIDSEITIGE BEFESTIGUNG FÜR HOLZ, 2-3 KAMMER METALLTÜREN UND PVC
- PAARSGEWIJZE BEVESTIGING VOOR HOUT, PVC EN ALUMINIUM PROFIELEN MET 2-3 KAMERS

ART.
FIX.620.000I.B2



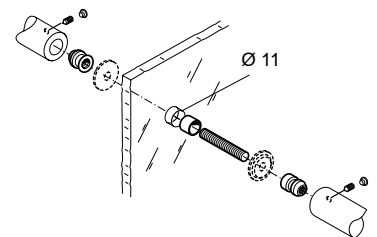
- SINGOLO NON PASSANTE PER PROFILO TUBOLARE
- SINGLE NON THROUGH FITTING FOR TUBULAR PROFILE
- FIXATION SIMPLE NON TRAVERSANT POUR PROFIL TUBULAIRE
- BEFESTIGUNG EINSEITIG UNSICHTBAR FÜR 1-KAMMER KUNSTSTOFFTÜREN
- ENKELE NIET-DOORGAANDE BEVESTIGING VOOR PROFIELEN

ART.
FIX.720.000I.B2



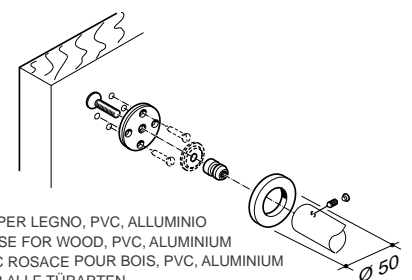
- CONTRAPPOSTO PER LEGNO, ALLUMINIO, PVC
- BACK TO BACK FITTING FOR WOOD, ALUMINIUM, PVC
- FIXATION DOUBLE POUR BOIS, ALUMINIUM, PVC
- BEIDSEITIGE BEFESTIGUNG FÜR ALLE TÜRARTEN
- PAARSGEWIJZE BEVESTIGING VOOR HOUT, ALUMINIUM EN PVC

ART.
FIX.820.000I.B2



- CONTRAPPOSTO PER VETRO
- BACK TO BACK FITTING FOR GLASS
- FIXATION DOUBLE POUR VERRE
- BEIDSEITIGE BEFESTIGUNG FÜR GLASTÜREN
- PAARSGEWIJZE BEVESTIGING VOOR GLAS

ART.
FIX.925.000I.xx

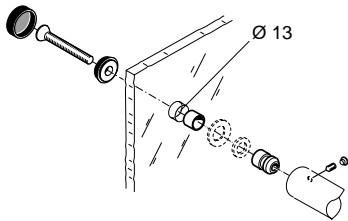


- SINGOLO NON PASSANTE CON ROSETTA PER LEGNO, PVC, ALLUMINIO
- SINGLE NON THROUGH FITTING WITH ROSE FOR WOOD, PVC, ALUMINIUM
- FIXATION SIMPLE NON TRAVERSANT AVEC ROSACE POUR BOIS, PVC, ALUMINIUM
- EINZELBEFESTIGUNG MIT ROSETTEN FÜR ALLE TÜRARTEN
- ENKELE NIET-DOORGAANDE ROZEBEVESTIGING VOOR HOUT, PVC EN ALUMINIUM

MANIGLIONI - PULL HANDLES

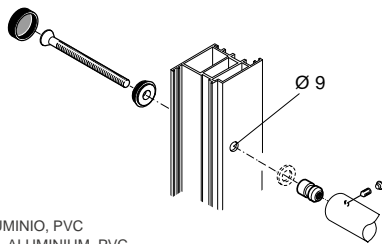
FISSAGGI D - FIXINGS D - FIXATIONS D - BEFESTIGUNGEN D - BEVESTIGING D

ART.
FIX.012.000D.10 (Ø 25 - Ø 30)
FIX.013.000D.10 (Ø 35)



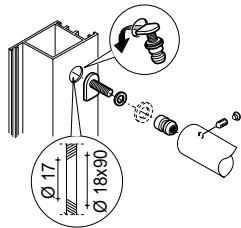
- SINGOLO PASSANTE PER VETRO
- SINGLE THROUGH FITTING FOR GLASS
- FIXATION SIMPLE TRAVERSANT POUR VERRE
- BEFESTIGUNG EINSEITIG DURCHGEHEND FÜR GLASTÜREN
- ENKELE DOORGAANDE BEVESTIGING VOOR GLAS

ART.
FIX.112.000D.10 (Ø 25 - Ø 30)
FIX.113.000D.10 (Ø 35)



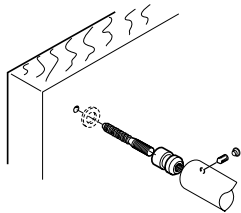
- SINGOLO PASSANTE PER LEGNO, ALLUMINIO, PVC
- SINGLE THROUGH FITTING FOR WOOD, ALUMINIUM, PVC
- FIXATION SIMPLE TRAVERSANT POUR BOIS, ALUMINIUM, PVC
- BEFESTIGUNG EINSEITIG DURCHGEHEND FÜR ALLE TÜRARTEN
- ENKELE DOORGAANDE BEVESTIGING VOOR HOUT, ALUMINIUM EN PVC

ART.
FIX.210.000D.B2



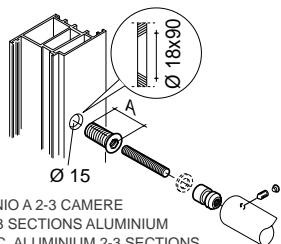
- SINGOLO NON PASSANTE PER PROFILO TUBULARE
- SINGLE NON THROUGH FITTING FOR TUBULAR PROFILE
- FIXATION SIMPLE NON TRAVERSANT POUR PROFIL TUBULAIRE
- BEFESTIGUNG EINSEITIG UNSICHTBAR FÜR 1-KAMMER KUNSTSTOFFTÜREN
- ENKELE NIET-DOORGAANDE BEVESTIGING VOOR PROFIELEN

ART.
FIX.310.000D.B2



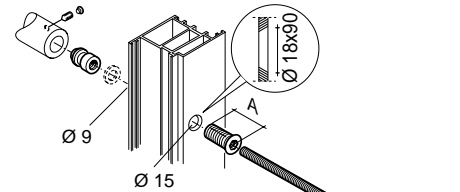
- SINGOLO NON PASSANTE PER LEGNO
- SINGLE NON THROUGH FITTING FOR WOOD
- FIXATION SIMPLE NON TRAVERSANT POUR BOIS
- BEFESTIGUNG EINSEITIG UNSICHTBAR FÜR HOLZTÜREN
- ENKELE NIET-DOORGAANDE BEVESTIGING VOOR HOUT

ART.
FIX.410.000D.B2
A= 33 mm
FIX.410.00DL.B2
A= 50 mm



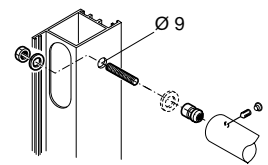
- SINGOLO NON PASSANTE PER LEGNO, PVC, ALLUMINIO A 2-3 CAMERE
- SINGLE NON THROUGH FITTING FOR WOOD, PVC, 2-3 SECTIONS ALUMINIUM
- FIXATION SIMPLE NON TRAVERSANT POUR BOIS, PVC, ALUMINIUM 2-3 SECTIONS
- EINZELBEFESTIGUNG FÜR 2-3 KAMMER - METALLTÜREN
- ENKELE NIET-DOORGAANDE BEVESTIGING VOOR HOUT, PVC EN ALUMINIUM PROFIELEN MET 2-3 KAMERS

ART.
FIX.510.000D.B2
A= 33 mm
FIX.510.00DL.B2
A= 50 mm



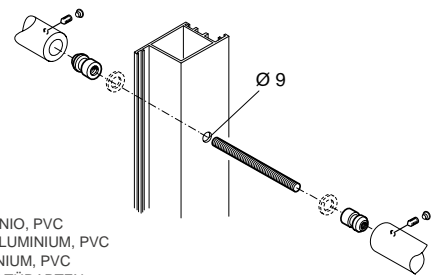
- CONTRAPPOSTO PER LEGNO, PVC, ALLUMINIO A 2-3 CAMERE
- BACK TO BACK FITTING FOR WOOD, PVC, 2-3 SECTIONS ALUMINIUM
- FIXATION DOUBLE POUR BOIS, PVC, ALUMINIUM 2-3 SECTIONS
- BEIDSEITIGE BEFESTIGUNG FÜR HOLZ, 2-3 KAMMER METALLTÜREN UND PVC
- PAARSGEWIJZE BEVESTIGING VOOR HOUT, PVC EN ALUMINIUM PROFIELEN MET 2-3 KAMERS

ART.
FIX.610.000D.B2



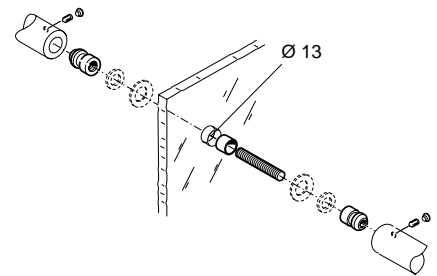
- SINGOLO NON PASSANTE PER PROFILO TUBULARE
- SINGLE NON THROUGH FITTING FOR TUBULAR PROFILE
- FIXATION SIMPLE NON TRAVERSANT POUR PROFIL TUBULAIRE
- BEFESTIGUNG EINSEITIG UNSICHTBAR FÜR 1-KAMMER KUNSTSTOFFTÜREN
- ENKELE NIET-DOORGAANDE BEVESTIGING VOOR PROFIELEN

ART.
FIX.710.000D.B2



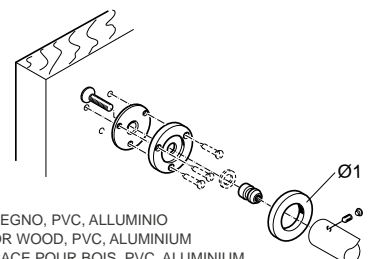
- CONTRAPPOSTO PER LEGNO, ALLUMINIO, PVC
- BACK TO BACK FITTING FOR WOOD, ALUMINIUM, PVC
- FIXATION DOUBLE POUR BOIS, ALUMINIUM, PVC
- BEIDSEITIGE BEFESTIGUNG FÜR ALLE TÜRARTEN
- PAARSGEWIJZE BEVESTIGING VOOR HOUT, ALUMINIUM EN PVC

ART.
FIX.810.000D.B2



- CONTRAPPOSTO PER VETRO
- BACK TO BACK FITTING FOR GLASS
- FIXATION DOUBLE POUR VERRE
- BEIDSEITIGE BEFESTIGUNG FÜR GLASTÜREN
- PAARSGEWIJZE BEVESTIGING VOOR GLAS

ART.
FIX.912.000D.10 (Ø 30) 70
FIX.913.000D.10 (Ø 35) 70

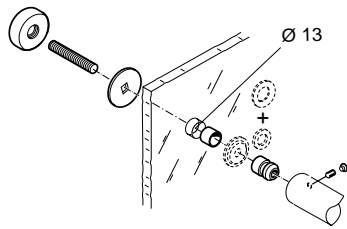


- SINGOLO NON PASSANTE CON ROSETTA PER LEGNO, PVC, ALLUMINIO
- SINGLE NON THROUGH FITTING WITH ROSE FOR WOOD, PVC, ALUMINIUM
- FIXATION SIMPLE NON TRAVERSANT AVEC ROSACE POUR BOIS, PVC, ALUMINIUM
- EINZELBEFESTIGUNG MIT ROSETTEN FÜR ALLE TÜRARTEN
- ENKELE NIET-DOORGAANDE ROZETBEVESTIGING VOOR HOUT, PVC EN ALUMINIUM

MANIGLIONI - PULL HANDLES

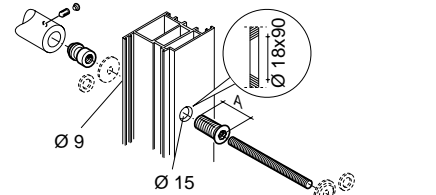
FISSAGGI D - FIXINGS D - FIXATIONS D - BEFESTIGUNGEN D - BEVESTIGING D

ART.
FIX.012.000D.81 (Ø 30)
FIX.013.000D.81 (Ø 35)
FIX.014.000D.81 (Ø 20)



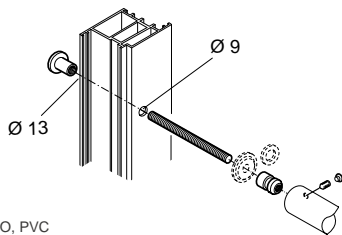
- SINGOLO PASSANTE PER VETRO
- SINGLE THROUGH FITTING FOR GLASS
- FIXATION SIMPLE TRAVERSANT POUR VERRE
- BEFESTIGUNG EINSEITIG DURCHGEHEND FÜR GLASTÜREN
- ENKELE DOORGAANDE BEVESTIGING VOOR GLAS

ART.
FIX.510.000D.B2
A= 33 mm
FIX.510.00DL.B2
A= 50 mm



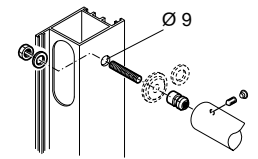
- CONTRAPPOSTO PER LEGNO, PVC, ALLUMINIO A 2-3 CAMERE
- BACK TO BACK FITTING FOR WOOD, PVC, 2-3 SECTIONS ALUMINIUM
- FIXATION DOUBLE POUR BOIS, PVC, ALUMINIUM 2-3 SECTIONS
- BEIDSEITIGE BEFESTIGUNG FÜR HOLZ, 2-3 KAMMER METALLTÜREN UND PVC
- PAARSGEWIJZE BEVESTIGING VOOR HOUT, PVC EN ALUMINIUM PROFIELEN MET 2-3 KAMERS

ART.
FIX.110.000D.81



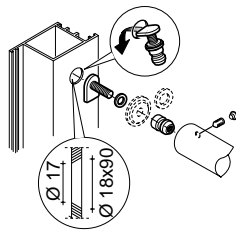
- SINGOLO PASSANTE PER LEGNO, ALLUMINIO, PVC
- SINGLE THROUGH FITTING FOR WOOD, ALUMINIUM, PVC
- FIXATION SIMPLE TRAVERSANT POUR BOIS, ALUMINIUM, PVC
- BEFESTIGUNG EINSEITIG DURCHGEHEND FÜR ALLE TÜRARTEN
- ENKELE DOORGAANDE BEVESTIGING VOOR HOUT, ALUMINIUM EN PVC

ART.
FIX.610.000D.B2



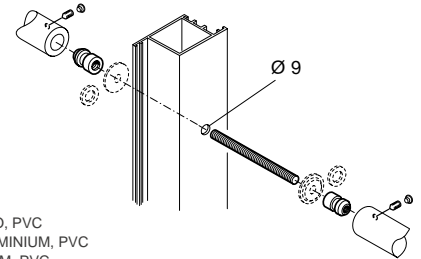
- SINGOLO NON PASSANTE PER PROFILO TUBOLARE
- SINGLE NON THROUGH FITTING FOR TUBULAR PROFILE
- FIXATION SIMPLE NON TRAVERSANT POUR PROFIL TUBULAIRE
- BEFESTIGUNG EINSEITIG UNSICHTBAR FÜR 1-KAMMER KUNSTSTOFFTÜREN
- ENKELE NIET-DOORGAANDE BEVESTIGING VOOR PROFIELEN

ART.
FIX.210.000D.B2



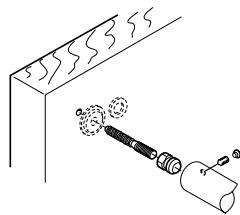
- SINGOLO NON PASSANTE PER PROFILO TUBOLARE
- SINGLE NON THROUGH FITTING FOR TUBULAR PROFILE
- FIXATION SIMPLE NON TRAVERSANT POUR PROFIL TUBULAIRE
- BEFESTIGUNG EINSEITIG UNSICHTBAR FÜR 1-KAMMER KUNSTSTOFFTÜREN
- ENKELE NIET-DOORGAANDE BEVESTIGING VOOR PROFIELEN

ART.
FIX.710.000D.B2



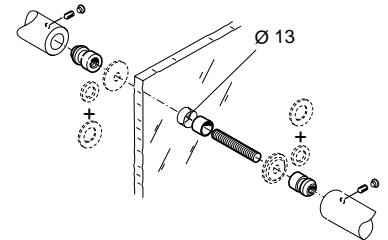
- CONTRAPPOSTO PER LEGNO, ALLUMINIO, PVC
- BACK TO BACK FITTING FOR WOOD, ALUMINIUM, PVC
- FIXATION DOUBLE POUR BOIS, ALUMINIUM, PVC
- BEIDSEITIGE BEFESTIGUNG FÜR ALLE TÜRARTEN
- PAARSGEWIJZE BEVESTIGING VOOR HOUT, ALUMINIUM EN PVC

ART.
FIX.310.000D.B2



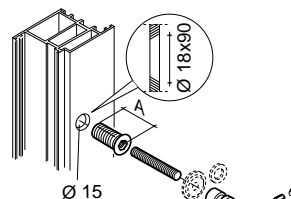
- SINGOLO NON PASSANTE PER LEGNO
- SINGLE NON THROUGH FITTING FOR WOOD
- FIXATION SIMPLE NON TRAVERSANT POUR BOIS
- BEFESTIGUNG EINSEITIG UNSICHTBAR FÜR HOLZTÜREN
- ENKELE NIET-DOORGAANDE BEVESTIGING VOOR HOUT

ART.
FIX.810.000D.B2



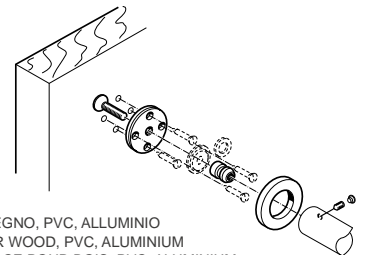
- CONTRAPPOSTO PER VETRO
- BACK TO BACK FITTING FOR GLASS
- FIXATION DOUBLE POUR VERRE
- BEIDSEITIGE BEFESTIGUNG FÜR GLASTÜREN
- PAARSGEWIJZE BEVESTIGING VOOR GLAS

ART.
FIX.410.000D.B2
A= 33 mm
FIX.410.00DL.B2
A= 50 mm



- SINGOLO NON PASSANTE PER LEGNO, PVC, ALLUMINIO A 2-3 CAMERE
- SINGLE NON THROUGH FITTING FOR WOOD, PVC, 2-3 SECTIONS ALUMINIUM
- FIXATION SIMPLE NON TRAVERSANT POUR BOIS, PVC, ALUMINIUM 2-3 SECTIONS
- EINZELBEFESTIGUNG FÜR 2-3 KAMMER - METALLTÜREN
- ENKELE NIET-DOORGAANDE BEVESTIGING VOOR HOUT, PVC EN ALUMINIUM PROFIELEN MET 2-3 KAMERS

ART.
FIX.912.000D.81 (Ø 30)
FIX.913.000D.81 (Ø 35)
FIX.914.000D.81 (Ø 20)

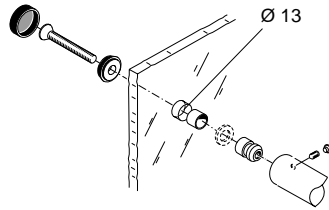


- SINGOLO NON PASSANTE CON ROSETTA PER LEGNO, PVC, ALLUMINIO
- SINGLE NON THROUGH FITTING WITH ROSE FOR WOOD, PVC, ALUMINIUM
- FIXATION SIMPLE NON TRAVERSANT AVEC ROSACE POUR BOIS, PVC, ALUMINIUM
- EINZELBEFESTIGUNG MIT ROSETTEN FÜR ALLE TÜRARTEN
- ENKELE NIET-DOORGAANDE ROZETBEVESTIGING VOOR HOUT, PVC EN ALUMINIUM

MANIGLIONI - PULL HANDLES

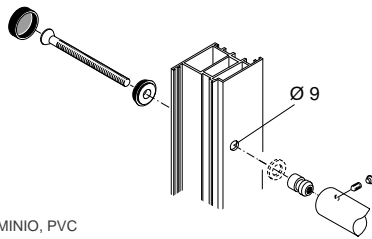
FISSAGGI D - FIXINGS D - FIXATIONS D - BEFESTIGUNGEN D - BEVESTIGING D

ART.
FIX.012.000D. xx (Ø 30)
FIX.013.000D. xx (Ø 35)



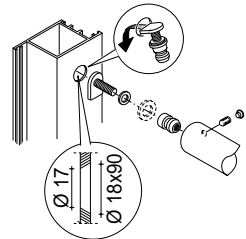
- SINGOLO PASSANTE PER VETRO
- SINGLE THROUGH FITTING FOR GLASS
- FIXATION SIMPLE TRAVERSANT POUR VERRE
- BEFESTIGUNG EINSEITIG DURCHGEHEND FÜR GLASTÜREN
- ENKELE DOORGAANDE BEVESTIGING VOOR GLAS

ART.
FIX.112.000D. xx (Ø 30)
FIX.113.000D. xx (Ø 35)



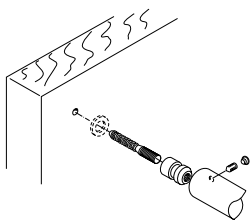
- SINGOLO PASSANTE PER LEGNO, ALLUMINIO, PVC
- SINGLE THROUGH FITTING FOR WOOD, ALUMINIUM, PVC
- FIXATION SIMPLE TRAVERSANT POUR BOIS, ALUMINIUM, PVC
- BEFESTIGUNG EINSEITIG DURCHGEHEND FÜR ALLE TÜRARTEN
- ENKELE DOORGAANDE BEVESTIGING VOOR HOUT, ALUMINIUM EN PVC

ART.
FIX.210.000D.B2



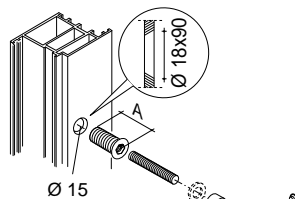
- SINGOLO NON PASSANTE PER PROFILO TUBOLARE
- SINGLE NON THROUGH FITTING FOR TUBULAR PROFILE
- FIXATION SIMPLE NON TRAVERSANT POUR PROFIL TUBULAIRE
- BEFESTIGUNG EINSEITIG UNSICHTBAR FÜR 1-KAMMER KUNSTSTOFFTÜREN
- ENKELE NIET-DOORGAANDE BEVESTIGING VOOR PROFIELEN

ART.
FIX.310.000D.B2



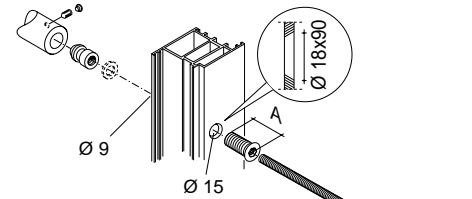
- SINGOLO NON PASSANTE PER LEGNO
- SINGLE NON THROUGH FITTING FOR WOOD
- FIXATION SIMPLE NON TRAVERSANT POUR BOIS
- BEFESTIGUNG EINSEITIG UNSICHTBAR FÜR HOLZTÜREN
- ENKELE NIET-DOORGAANDE BEVESTIGING VOOR HOUT

ART.
FIX.410.000D.B2
 A= 33 mm
FIX.410.00DL.B2
 A= 50 mm



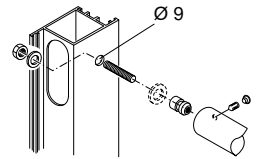
- SINGOLO NON PASSANTE PER LEGNO, PVC, ALLUMINIO A 2-3 CAMERE
- SINGLE NON THROUGH FITTING FOR WOOD, PVC, 2-3 SECTIONS ALUMINIUM
- FIXATION SIMPLE NON TRAVERSANT POUR BOIS, PVC, ALUMINIUM 2-3 SECTIONS
- EINZELBEFESTIGUNG FÜR 2-3 KAMMER - METALLTÜREN
- ENKELE NIET-DOORGAANDE BEVESTIGING VOOR HOUT, PVC EN ALUMINIUM PROFIELEN MET 2-3 KAMERS

ART.
FIX.510.000D.B2
 A= 33 mm
FIX.510.00DL.B2
 A= 50 mm



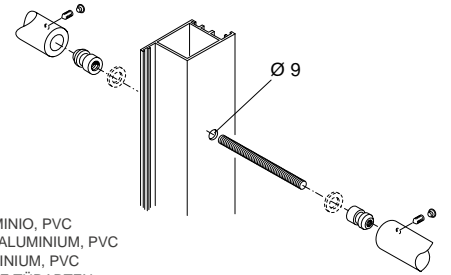
- CONTRAPPOSTO PER LEGNO, PVC, ALLUMINIO A 2-3 CAMERE
- BACK TO BACK FITTING FOR WOOD, PVC, 2-3 SECTIONS ALUMINIUM
- FIXATION DOUBLE POUR BOIS, PVC, ALUMINIUM 2-3 SECTIONS
- BEIDSEITIGE BEFESTIGUNG FÜR HOLZ, 2-3 KAMMER METALLTÜREN UND PVC
- PAARSGEWIJZE BEVESTIGING VOOR HOUT, PVC EN ALUMINIUM PROFIELEN MET 2-3 KAMERS

ART.
FIX.610.000D.B2



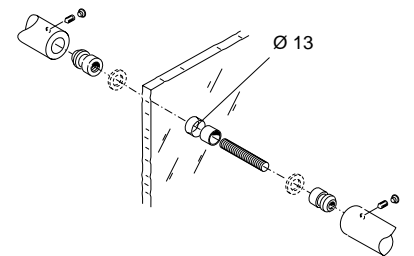
- SINGOLO NON PASSANTE PER PROFILO TUBOLARE
- SINGLE NON THROUGH FITTING FOR TUBULAR PROFILE
- FIXATION SIMPLE NON TRAVERSANT POUR PROFIL TUBULAIRE
- BEFESTIGUNG EINSEITIG UNSICHTBAR FÜR 1-KAMMER KUNSTSTOFFTÜREN
- ENKELE NIET-DOORGAANDE BEVESTIGING VOOR PROFIELEN

ART.
FIX.710.000D.B2



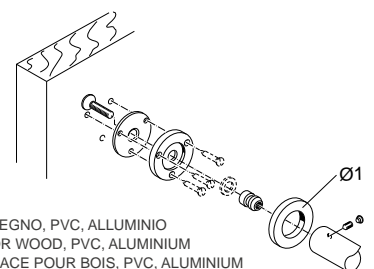
- CONTRAPPOSTO PER LEGNO, ALLUMINIO, PVC
- BACK TO BACK FITTING FOR WOOD, ALUMINIUM, PVC
- FIXATION DOUBLE POUR BOIS, ALUMINIUM, PVC
- BEIDSEITIGE BEFESTIGUNG FÜR ALLE TÜRARTEN
- PAARSGEWIJZE BEVESTIGING VOOR HOUT, ALUMINIUM EN PVC

ART.
FIX.810.000D.B2



- CONTRAPPOSTO PER VETRO
- BACK TO BACK FITTING FOR GLASS
- FIXATION DOUBLE POUR VERRE
- BEIDSEITIGE BEFESTIGUNG FÜR GLASTÜREN
- PAARSGEWIJZE BEVESTIGING VOOR GLAS

ART.
FIX.912.000D. xx (Ø 30) Ø1 70
FIX.913.000D. xx (Ø 35) Ø1 70



- SINGOLO NON PASSANTE CON ROSETTA PER LEGNO, PVC, ALLUMINIO
- SINGLE NON THROUGH FITTING WITH ROSE FOR WOOD, PVC, ALUMINIUM
- FIXATION SIMPLE NON TRAVERSANT AVEC ROSACE POUR BOIS, PVC, ALUMINIUM
- EINZELBEFESTIGUNG MIT ROSETTEN FÜR ALLE TÜRARTEN
- ENKELE NIET-DOORGAANDE ROZETBEVESTIGING VOOR HOUT, PVC EN ALUMINIUM

MANIGLIONI CON SERRATURA

LOCKING LADDER PULLS

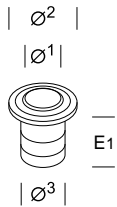
POIGNÉES DE TIRAGE AVEC SERRURE

STOßGRIFFE MIT VERSCHLUSS

DEURGREPEN MET INGEBOUWD SLOT

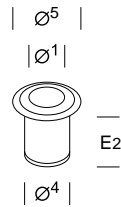
MANIGLIONI CON SERRATURA - LOCKING LADDER PULLS

POZZETTO ANTIPOLVERE
DUST-FREE FLOOR SOCKET
GÂCHE ANTI-POUSSIÈRE
ANTISTAUB BODENBUCHSE
VLOERPOT MET ANTI-STOFBESCHERMING



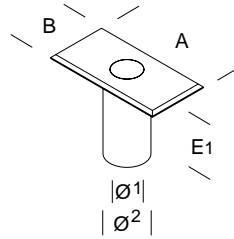
Ottone nichelato
 Nickel-plated brass
 Cuivre nickelé
 Messing vernickelt
 Nikkelmessing

ART.
KLO.OSK.0000.00



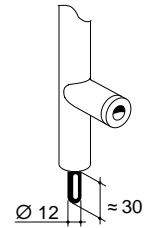
Acciaio Inox
 Stainless Steel
 Acier Inoxydable
 Edelstahl rostfrei
 Roestvast Staal

ART.
KLO.SKI.0000. xx



Acciaio Inox
 Stainless Steel
 Acier Inoxydable
 Edelstahl rostfrei
 Roestvast Staal

ART.
KLP.SKI.0000. xx

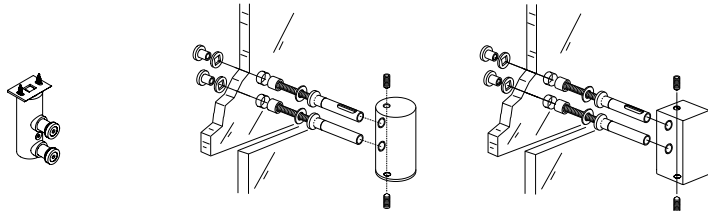


PUNTALE DI CHIUSURA REGOLABILE
ADJUSTABLE STEEL DEAD BOLT
PIVOT RÉGLABLE
REGULIERBARER SCHLISSANKER
REGELBARE ONDOORZAAGBARE
SLUITSTANG

| Ø¹ | Ø² | Ø³ | Ø⁴ | Ø⁵ | E1 | E2 |
|-------|-------|-------|-------|-------|-------|-------|
| 14 mm | 24 mm | 18 mm | 20 mm | 35 mm | 29 mm | 40 mm |

| Ø¹ | Ø² | A | B | E1 |
|-------|-------|-------|-------|-------|
| 14 mm | 20 mm | 60 mm | 30 mm | 41 mm |

INCONTRO SUPERIORE
STRIKER
GÂCHE
ZAPFENBAND - OBERTEIL
BOVENLICHTSLUITSTUK

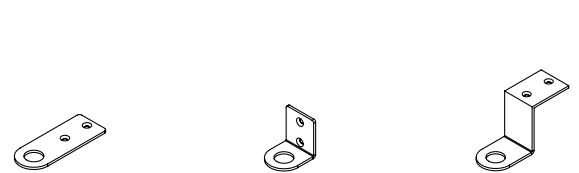


ART.
KLO.SBR.000T. xx

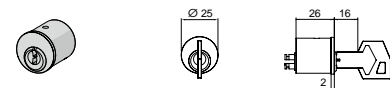
ART.
KLO.ØBR.0000. xx

ART.
KLO.QBR.0000. xx

INCONTRI SUPERIORI SPECIALI A RICHIESTA
CUSTOM STRIKES ON REQUEST
GACHE SPECIAL SUR DEMANDE
ZAPFENBAND-OBERTEIL IN SONDERAUSFÜHRUNG AUF ANFRAGE
BOVENLICHTSLUITSTUK GEMAAKT OB BESTELLING OP AANVRAAG



CILINDRO - CYLINDER - CYLINDRE - ZYLINDER - CYLINDER

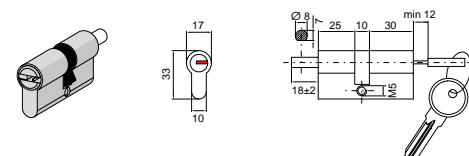


ART. KLO.CIL.0000. xx

Standard
 Standaard

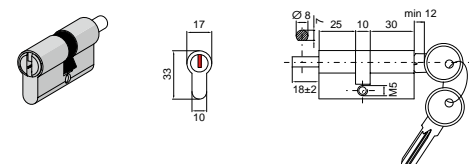


Copia chiave / Chiave master
 Coded key / Master key
 Schlüsselduplikat / Masterschlüssel
 Copie de la clé / Clé maître
 Kopie sleutel / Master sleutel



ART. KLO.Y00.0CIL. xx

Standard
 Standaard



A richiesta
 On request
 Sur demande
 Auf Anfrage
 Op aanvraag




ART. KLO.00V.0CIL. xx

Standard
 Standaard

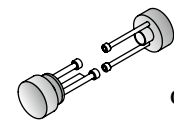
CILINDRO E POMOLO DUMMY - CYLINDER AND DOOR KNOB DUMMY - CYLINDRE ET BOUTON FIXE (DUMMY) - ZYLINDER UND KNAUF DUMMY

PROGRAMMA K-LOCK STAINLESS STEEL
CYLINDER AND DOOR KNOB DUMMY
CILINDRO E POMOLO DUMMY



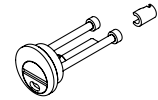
CIL.RIM.003D. ..

PROGRAMMA K-LOCK ALUMINIUM
CYLINDER AND DOOR KNOB DUMMY
CILINDRO E POMOLO DUMMY



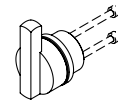
CIL.RIM.005D. ..

KIT LIBERO/OCCUPATO UNIVERSALE PER K-LOCK USA RIM ACCIAIO INOX E ALLUMINIO
OCCUPANCY INDICATOR UNIVERSAL KIT FOR K-LOCK WITH RIM CYLINDER IN STAINLESS STEEL AND ALUMINIUM
KIT INDICATEUR LIBRE/OCCUPE UNIVERSAL POUR K-LOCK INOX ET ALUMINIUM AVEC CYLINDRE USA RIM
FREI/BESETZT KIT, UNIVERSAL FÜR K-LOCK EDELSTAHL UND ALUMINIUM MIT USA RIM ZYLINDER



CIL.RIM.0002. xx

KIT TRANSIZIONE DA NON LOCKING A LOCKING PER K-LOCK USA RIM ALLUMINIO CON KIT DUMMY PRE-INSTALLATO
KIT TO CONVERT FUNCTION NON LOCKING TO LOCKING FOR ALUMINIUM K-LOCK RIM CYLINDER WITH PREINSTALLED DUMMY KIT
KIT TRANSFORMATION NON-LOCKING / LOCKING POUR K-LOCK USA RIM ALUMINIUM AVEC KIT DUMMY PRE-INSTALLE
UMWANDLUGSKIT NON-LOCKING / LOCKING FÜR K-LOCK USA RIM ALUMINIUM MIT VORINSTALLIERTEM DUMMY KIT



CIL.RIM.0003. xx

KIT TRANSIZIONE DA NON LOCKING A LOCKING PER K-LOCK USA RIM ACCIAIO INOX CON KIT DUMMY PRE-INSTALLATO
KIT TO CONVERT FUNCTION NON LOCKING TO LOCKING FOR STAINLESS STEEL K-LOCK RIM CYLINDER WITH PREINSTALLED DUMMY KIT
KIT TRANSFORMATION NON-LOCKING / LOCKING POUR K-LOCK USA RIM INOX AVEC KIT DUMMY PRE-INSTALLE
UMWANDLUGSKIT NON-LOCKING / LOCKING FÜR K-LOCK USA RIM EDELSTAHL MIT VORINSTALLIERTEM DUMMY KIT



CIL.RIM.0004. xx

RIM CYLINDER

CIL.RIM.0001. xx
RIM CYLINDER CONVENTIONAL ILCO



RIM CYLINDER

BRAND OF COMPATIBLE RIM CYLINDER ON REQUEST:
ARROW - CORBIN RUSSWIN - KABAILCO - MEDECO - SCHLAGE - SARGENT - YALE

RIM CYLINDER WITH IC

CIL.HOU.RL01. xx
RIM HOUSING SFIC SCHLAGE



RIM CYLINDER WITH IC

CIL.HOU.RS01. xx
RIM HOUSING SFIC SCHLAGE

AVAILABLE ON REQUEST SFIC RIM HOUSING
BRAND OF COMPATIBLE RIM HOUSING ON REQUEST:
ARROW - CORBIN RUSSWIN - KABAILCO - MEDECO - SARGENT - YALE - ILCO

MORTISE CYLINDER

CIL.MOR.0001. xx
MORTISE CYLINDER CONVENTIONAL BATON



MORTISE CYLINDER STANDARD

MORTISE CYLINDER WITH IC

AVAILABLE ON REQUEST MORTISE HOUSING FOR SFIC AND LFIC
BRAND OF COMPATIBLE MORTISE CYLINDER WITH IC ON REQUEST:
ARROW - CORBIN RUSSWIN - KABAILCO - MEDECO - SCHLAGE - SARGENT - YALE - ILCO



MORTISE CYLINDER WITH IC

CORE FOR SFIC AND LFIC

AVAILABLE ON REQUEST CORES FOR SFIC AND LFIC RIM AND MORTISE HOUSING
BRAND OF COMPATIBLE CORE FOR SFIC AND LFIC ON REQUEST:
ARROW - CORBIN RUSSWIN - KABAILCO - MEDECO - SCHLAGE - SARGENT - YALE - ILCO



CORE FOR SFIC AND LFIC

CILINDRO DIGITALE
DIGITAL CYLINDER
CYLINDRE NUMÉRIQUE
DIGITALZYLINDER
DIGITAL CYLINDER



digital cylinder inside



product
design
award
2011

CARATTERISTICHE TECNICHE

- PROTEZIONE ANTITRAPANO
- CLASSE DI PROTEZIONE IP 55 (esterno)
- CORROSIONE DIN EN 1670 Classe 3
- CICLI OPERATIVI EN 1303 Classe 6 >130'000 cicli
- ALIMENTAZIONE: Batteria 3V, CR2 al litio
- CICLO DI VITA DELLE BATTERIE
Whitelist:
50'000 cicli con segnalazione acustica
65'000 cicli senza segnalazione acustica

TECHNICAL SPECIFICATION

- ANTI-DRILLING PROTECTION
- SPLASH PROTECTION IP55
- CORROSION DIN EN 1670 Grade 3
- DURABILITY EN 1303 Grade 6 >130,000 cycles
- POWER SUPPLY: 3V, Type CR2 Lithium
- BATTERY LIFE
Whitelist appr.
50,000 cycles with acoustic signal
Whitelist appr.
65,000 cycles without acoustic signal

CARACTÉRISTIQUES TECHNIQUES

- PROTECTION ANTI PERCEUSE
- CLASSE DE PROTECTION IP55 (EXTERNE)
- CORROSION DIN EN 1670 Class 3
- CYCLE OPÉRATIONNEL EN 1303 Class 6 >130.000 cycles
- CHARGEUR DE BATTERIE: 3V, Modèle CR2 au Lithium
- CYCLE DE VIE DE LA BATTERIE :
Whitelist
50.000 cycles avec signalisation sonore
Whitelist
65.000 cycles sans signalisation sonore

TECHNISCHE SPEZIFIKATION

- BOHRSCHUTZ
- SPRITZWASSERSCHUTZ IP55
- KORROSION DIN EN 1670 Klasse 3
- BETRIEBSDAUER EN 1303 Klasse 6 >130,000 Zyklen
- BATTERIE: 3V, Typ CR2 Lithium
- BATTERIELEBENSDAUER
Whitelist ca.
50,000 Zyklen mit akustischer Signalisierung
Whitelist ca.
65,000 Zyklen ohne akustische Signalisierung

TECHNISCHE EIGENSCHAPPEN

- DOORBOORBEVEILIGING
- BESCHERMINGSKLASSE IP 55 (buitengebruik)
- ROESTBESTENDIGHEID DIN EN 1670 Klasse 3
- AANTAL CYCLI EN 1303 Klasse 6 >130,000 Cycli
- VOEDING: Batterij 3V, CR2 Lithium
- LEVENSCYCLUS VAN DE BATTERIJEN
Whitelist:
50.000 cycli met akoestische signalisatie
65.000 cycli zonder akoestische signalisatie

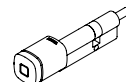
**ACCESSORI A RICHIESTA
ACCESSORIES ON REQUEST
ACCESSOIRES SUR DEMANDE
ZUBEHÖRE AUF ANFRAGE
TOEBEHOREN OP AANVRAAG**



KLD.00K.0000.44.
Badge utente
User Card
Badge utilisateur
Zutrittskarte
Gebruiker Badge

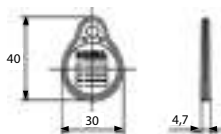


KLD.0KP.0000.44.
Badge di programmazione
Programming Card
Badge de programmation
Programmierkarte
Programming Badge

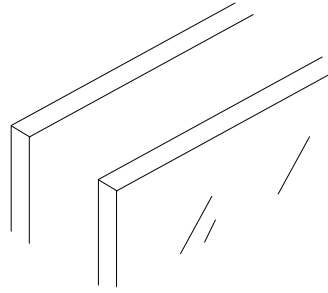


KLD.Y00.0CIL.44.
Cilindro digitale
Digital Cylinder
Cylindre électrique
Digitaler Zylinder
Digital Cylinder

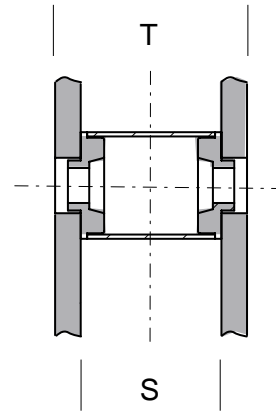
**FOB RFID
KLD.00K.000F.10**



DISTANZIERI PER VETROCAMERA
 SPACERS FOR DOUBLE GLAZED DOOR
 ENTRETOISES POUR PORTE DOUBLE VITRAGE
 ABSTANDSHALTER FÜR DOPPELGLASTÜR
 AFSTANDHOUDERS VOOR DUBBEL GLAS DEUR



Vetrocamera
 Double glazed doors

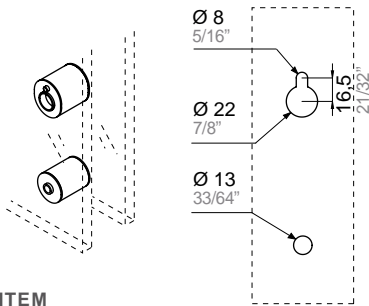


T = custom
 S = custom

DISTANZIERI OVALI / TONDI - OVAL / ROUND SPACERS - ENTRETOISES OVALES / RONDES - ABSTANDSHALTER OVAL / RUND

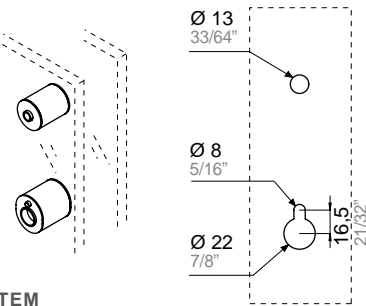
KLO LINE RIM - DISTANZIERI PER MANIGLIONI INOX LOCKING E NON-LOCKING - SPACERS FOR STAINLESS STEEL Ø35 LOCKING AND NON LOCKING PULLS - ENTRETOISES POUR POIGNEE INOX Ø35 LOCKING ET NON-LOCKING - ABSTANDSHALTER FÜR EDELSTAHL GRIFFEN LOCKING UND NON-LOCKING

1 OVAL POST (UP) + 1 Ø35 ROUND POST (BOTTOM)



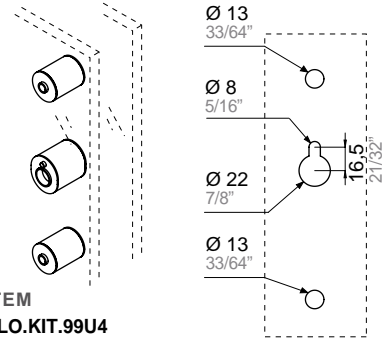
ITEM
 KLO.KIT.99U2

1 OVAL POST (BOTTOM) + 1 Ø35 ROUND POST (TOP)



ITEM
 KLO.KIT.9RU2

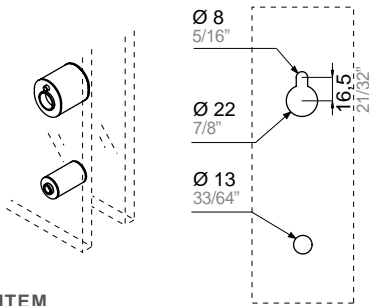
1 OVAL POST (CENTER) + 2 Ø35 ROUND POSTS (TOP/BOTTOM)



ITEM
 KLO.KIT.99U4

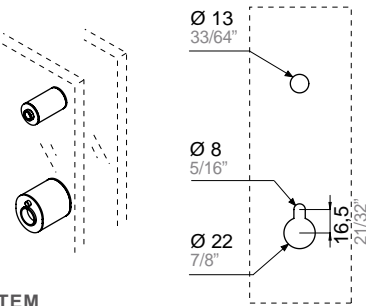
KLR LINE RIM - DISTANZIERI PER MANIGLIONI INOX LOCKING E NON-LOCKING - SPACERS FOR STAINLESS STEEL Ø25 LOCKING AND NON LOCKING PULLS - ENTRETOISES POUR POIGNEE INOX Ø25 LOCKING ET NON-LOCKING - ABSTANDSHALTER FÜR EDELSTAHL GRIFFEN LOCKING UND NON-LOCKING

1 OVAL POST (UP) + 1 Ø25 ROUND POST (BOTTOM)



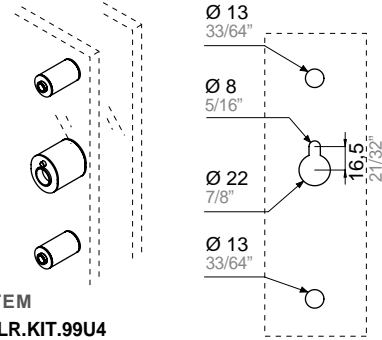
ITEM
 KLR.KIT.99U2

1 OVAL POST (BOTTOM) + 1 Ø25 ROUND POST (TOP)



ITEM
 KLR.KIT.9RU2

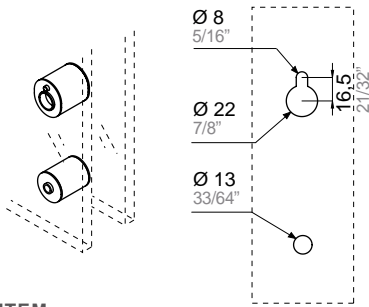
1 OVAL POST (CENTER) + 2 Ø25 ROUND POSTS (TOP/BOTTOM)



ITEM
 KLR.KIT.99U4

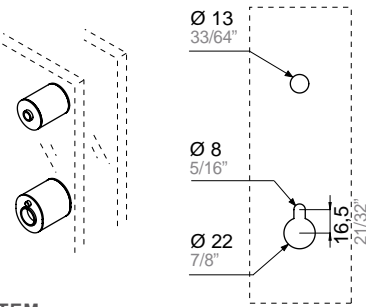
KLA LINE RIM - DISTANZIERI PER MANIGLIONI INOX LOCKING E NON-LOCKING - SPACERS FOR STAINLESS STEEL Ø37 LOCKING AND NON LOCKING PULLS - ENTRETOISES POUR POIGNEE INOX Ø37 LOCKING ET NON-LOCKING - ABSTANDSHALTER FÜR EDELSTAHL GRIFFEN LOCKING UND NON-LOCKING

1 OVAL POST (UP) + 1 Ø35 ROUND POST (BOTTOM)



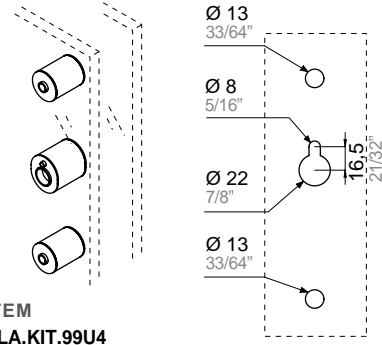
ITEM
 KLA.KIT.99U2

1 OVAL POST (BOTTOM) + 1 Ø35 ROUND POST (TOP)



ITEM
 KLA.KIT.9RU2

1 OVAL POST (CENTER) + 2 Ø35 ROUND POSTS (TOP/BOTTOM)

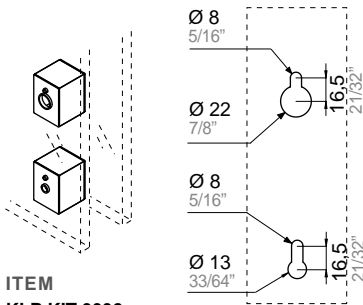


ITEM
 KLA.KIT.99U4

DISTANZIERI RETTANGOLARI - RECTANGULAR SPACERS - ENTRETOISES RECTANGULAIRES - ABSTANDSHALTER RECHTECKIG

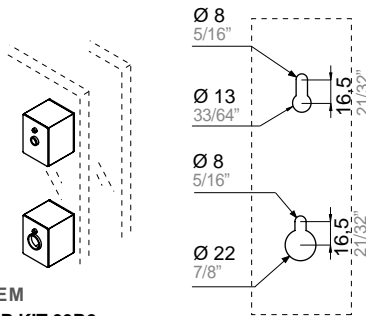
KLP LINE RIM - DISTANZIERI PER MANIGLIONI INOX LOCKING E NON-LOCKING CON PROFILO RETTANGOLARE - SPACERS FOR STAINLESS STEEL RECTANGULAR PROFILE LOCKING AND NON LOCKING PULLS - ENTRETOISES POUR POIGNEE INOX LOCKING ET NON-LOCKING AVEC PROFIL RECTANGULAIRES - ABSTANDSHALTER FÜR EDELSTAHL GRIFFE LOCKING UND NON-LOCKING MIT RECHTECKIGEM PROFIL

1 POST LARGE HOLE (UP) + 1 POST SMALL HOLE (BOTTOM)



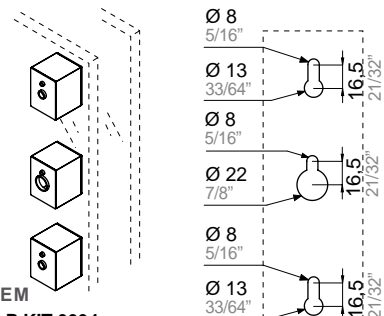
ITEM
KLP.KIT.9992

1 POST LARGE HOLE (BOTTOM) + 1 POST SMALL HOLE (TOP)



ITEM
KLP.KIT.99R2

1 POST LARGE HOLE (CENTER) + 2 POSTS SMALL HOLE (TOP/BOTTOM)

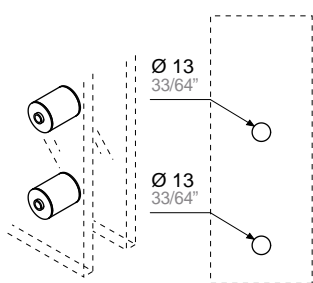


ITEM
KLP.KIT.9994

DISTANZIERI TONDI - ROUND SPACERS - ENTRETOISES RONDES - ABSTANDSHALTER RUND

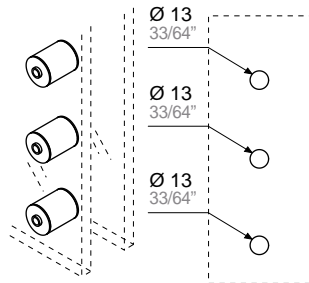
2CC LINE - DISTANZIERI PER MANIGLIONI INOX NON-LOCKING SPACERS FOR STAINLESS STEEL NON LOCKING PULLS ENTRETOISES POUR POIGNEE INOX NON-LOCKING ABSTANDSHALTER FÜR NON-LOCKING EDELSTAHL GRIFFE

2 ROUND POSTS



| | |
|--------------|-------|
| ITEM | Ø |
| 2CC.KIT.0005 | 25 mm |
| 2CC.KIT.0007 | 30 mm |
| 2CC.KIT.0009 | 35 mm |

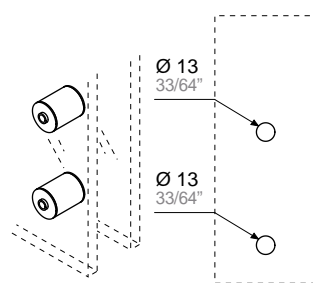
3 ROUND POSTS



| | |
|--------------|-------|
| ITEM | Ø |
| 2CC.KIT.0006 | 25 mm |
| 2CC.KIT.0008 | 30 mm |
| 2CC.KIT.0010 | 35 mm |

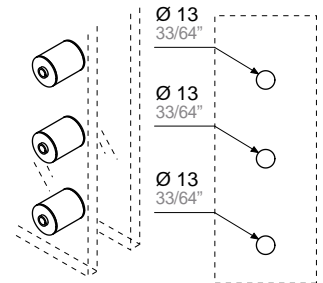
2AT LINE - DISTANZIERI PER MANIGLIONI ALLUMINIO NON-LOCKING SPACERS FOR ALUMINIUM NON LOCKING PULLS ENTRETOISES POUR POIGNEE ALUMINIUM NON-LOCKING ABSTANDSHALTER FÜR NON-LOCKING ALUMINIUM GRIFFE

2 ROUND POSTS



| | |
|--------------|-------|
| ITEM | Ø |
| 2AT.KIT.9905 | 25 mm |
| 2AT.KIT.9907 | 30 mm |
| 2AT.KIT.9909 | 35 mm |

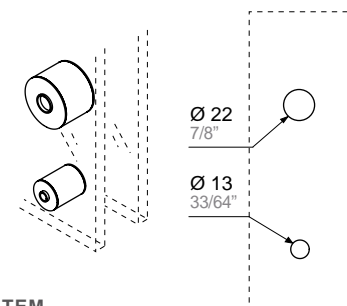
3 ROUND POSTS



| | |
|--------------|-------|
| ITEM | Ø |
| 2AT.KIT.9906 | 25 mm |
| 2AT.KIT.9908 | 30 mm |
| 2AT.KIT.9910 | 35 mm |

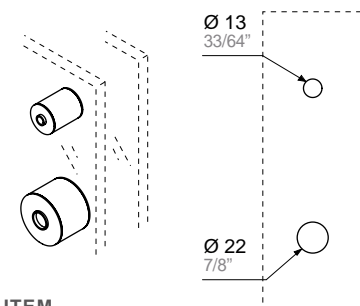
KLP LINE MORTISE - DISTANZIERI PER MANIGLIONI INOX Ø35 LOCKING E NON-LOCKING (SUPPORTO CENTRALE Ø60) - SPACERS FOR STAINLESS STEEL Ø35 LOCKING AND NON LOCKING PULLS (Ø60 CENTRAL POST) - ENTRETOISES POUR POIGNEE INOX Ø35 LOCKING ET NON-LOCKING (SUPPORTO CENTRAL Ø60) - ABSTANDSHALTER FÜR EDELSTAHL GRIFFE Ø35, LOCKING UND NON-LOCKING (HALTER, ZENTRAL Ø60)

1 Ø60 POST (UP) + 1 Ø35 POST (BOTTOM)



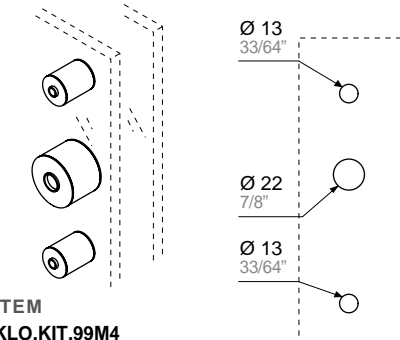
ITEM
KLO.KIT.99M2

1 Ø60 POST (BOTTOM) + 1 Ø35 POST (TOP)



ITEM
KLO.KIT.99R2

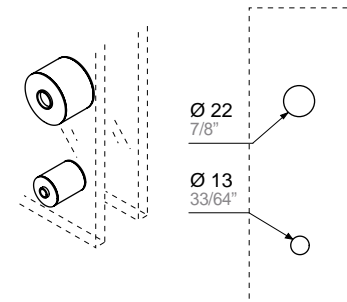
1 Ø60 POST (CENTER) + 2 Ø35 ROUND POSTS (TOP/BOTTOM)



ITEM
KLO.KIT.99M4

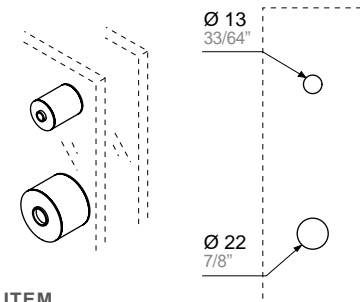
KLA LINE MORTISE - DISTANZIERI PER MANIGLIONI ALLUMINIO Ø37 LOCKING E NON-LOCKING (SUPPORTO CENTRALE Ø60) - SPACERS FOR ALUMINIUM Ø37 LOCKING AND NON LOCKING PULLS (Ø60 CENTRAL POST) - ENTRETOISES POUR POIGNEE ALUMINIUM Ø37 LOCKING ET NON-LOCKING (SUPPORTO CENTRAL Ø60) - ABSTANDSHALTER FÜR ALUMINIUM GRIFFE Ø35, LOCKING UND NON-LOCKING (HALTER, ZENTRAL Ø60)

1 Ø60 POST (UP) + 1 Ø35 POST (BOTTOM)



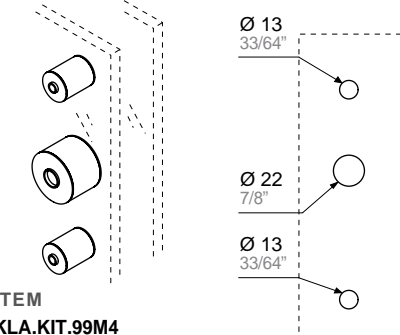
ITEM
KLA.KIT.99M2

1 Ø60 POST (BOTTOM) + 1 Ø35 POST (TOP)



ITEM
KLA.KIT.99R2

1 Ø60 POST (CENTER) + 2 Ø35 ROUND POSTS (TOP/BOTTOM)



ITEM
KLA.KIT.99M4

DP1 - DOOR PREPARATION FOR FULL SIZE LADDER PULLS LOCKING / NON LOCKING (KLO – KLA – KLR – KLP)

DP1 - PREPARAZIONE PORTA PER MANIGLIONI A BARRA ALTI LOCKING / NON LOCKING (KLO – KLA – KLR – KLP)

DP1 - PREPARATION DE LA PORTE POUR POIGNEE BATON MARECHAL HAUTE LOCKING / NON-LOCKING (KLO – KLA – KLR – KLP)

DP1 - TÜRVORBEREITUNG FÜR GRIFFE LOCKING (OBEN UND UNTEN) / NON-LOCKING (KLO – KLA – KLR – KLP)

INTERASSI E DIAMETRI FORI
HOLES DIAMETERS AND CENTER TO CENTER SIZES
DIMENSIONS ENTRE-AXE ET DIAMETRE DES TROUS
ACHSMAßE UND DURCHMESSER DER BOHRUNGEN

PREPARAZIONE PORTA
 VETRO SINGOLO

SINGLE GLASS
 DOOR PREP

PREP PORTE
 VITRAGE SIMPLE

VORBEREITUNG
 FÜR EINZELGLASTÜR

PREPARAZIONE PORTA
 DOPPIO VETRO
 (PER KIT DISTANZIERI)

DOUBLE GLASS
 DOOR PREP
 (FOR SPACER KITS)

PREP PORTE
 VITRAGE DOUBLE
 (POUR KIT ENTRETOISES)

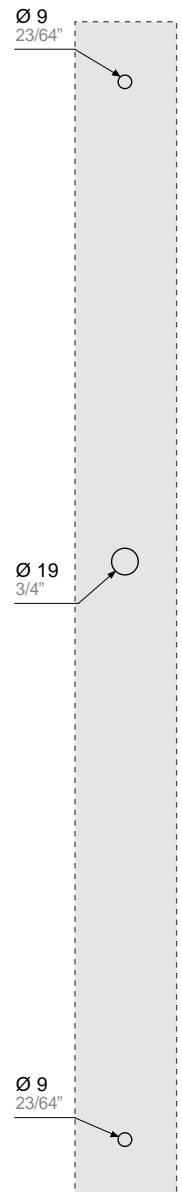
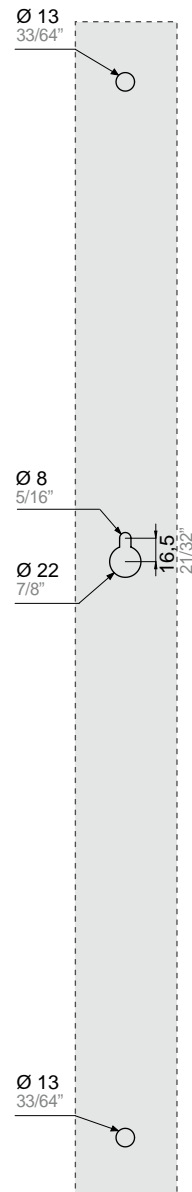
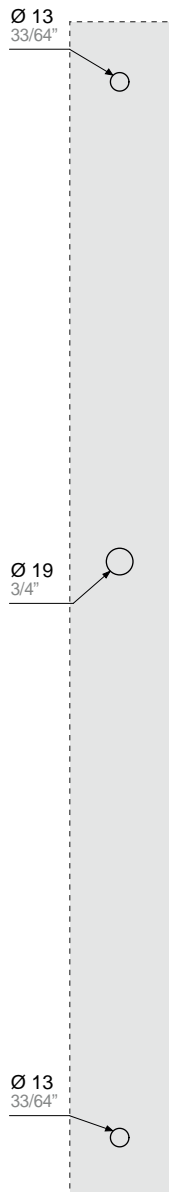
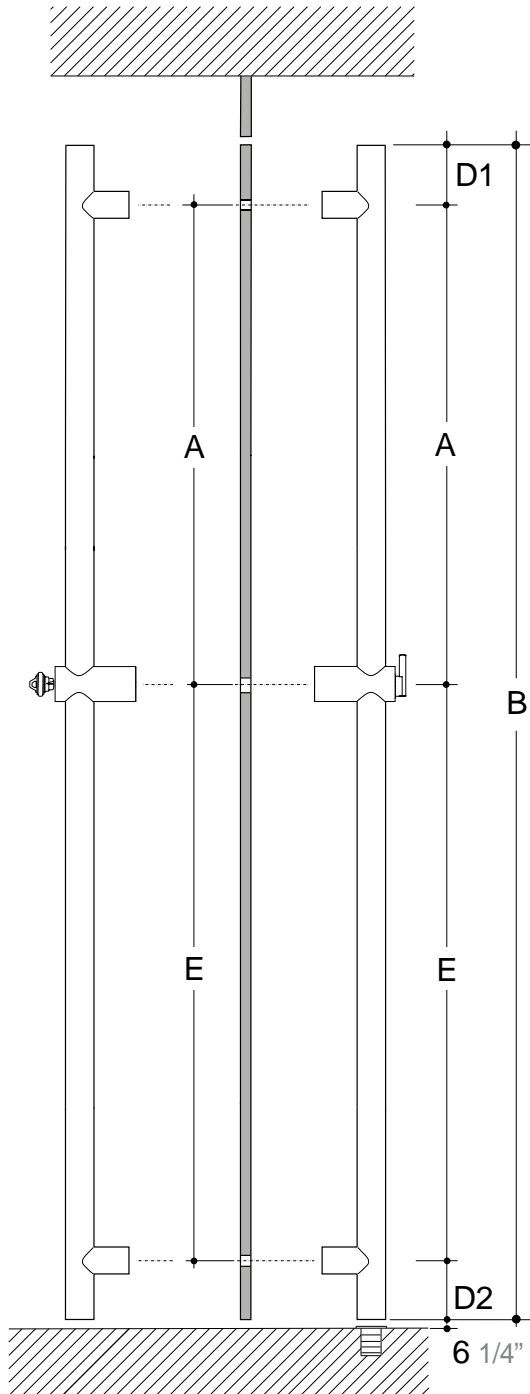
VORBEREITUNG
 FÜR DOPPELGLASTÜR
 (FÜR ABSTANDSHALTER)

PREPARAZIONE PORTA
 LEGNO / METALLO

WOOD / METAL
 DOOR PREP

PREP PORTE
 BOIS / METAL

VORBEREITUNG
 HOLZTÜR / METALLTÜR



*FOR KLP LINE AND KLO
 LINE MORTISE REFER
 TO PAGE 454-455

DP2 - PREPARAZIONE PORTA PER MANIGLIONI A BARRA BASSI LOCKING / NON LOCKING (KLO - KLA - KLR - KLP)
 CON SUPPORTO CILINDRO IN ALTO

DP2 - DOOR PREPARATION FOR HALF SIZE LADDER PULLS LOCKING / NON LOCKING (KLO - KLA - KLR - KLP)
 WITH CYLINDER POST ON TOP

DP2 - PREPARATION DE LA PORTE POUR POIGNEE BATON MARECHAL BASSE LOCKING / NON-LOCKING (KLO - KLA - KLR - KLP)
 AVEC SUPPORT CYLINDRE HAUT

DP2 - TÜRVORBEREITUNG FÜR GRIFFE LOCKING (UNTEN) / NON-LOCKING (KLO - KLA - KLR - KLP) MIT ZYLINDER OBEN

INTERASSI E DIAMETRI FORI
HOLES DIAMETERS AND CENTER TO CENTER SIZES
DIMENSIONS ENTRE-AXE ET DIAMETRE DES TROUS
ACHSMAßE UND DURCHMESSER DER BOHRUNGEN

PREPARAZIONE PORTA
 VETRO SINGOLO

SINGLE GLASS
 DOOR PREP

PREP PORTE
 VITRAGE SIMPLE

VORBEREITUNG
 FÜR EINZELGLASTÜR

PREPARAZIONE PORTA
 DOPPIO VETRO
 (PER KIT DISTANZIERI)

DOUBLE GLASS
 DOOR PREP
 (FOR SPACER KITS)

PREP PORTE VITRAGE DOUBLE
 (POUR KIT ENTRETOISES)

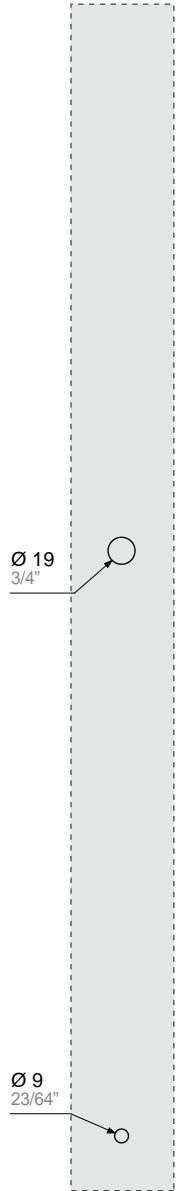
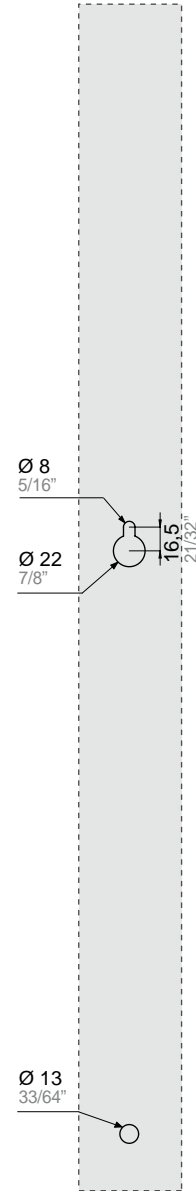
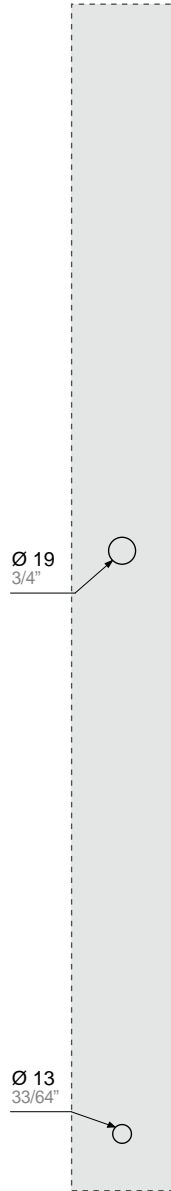
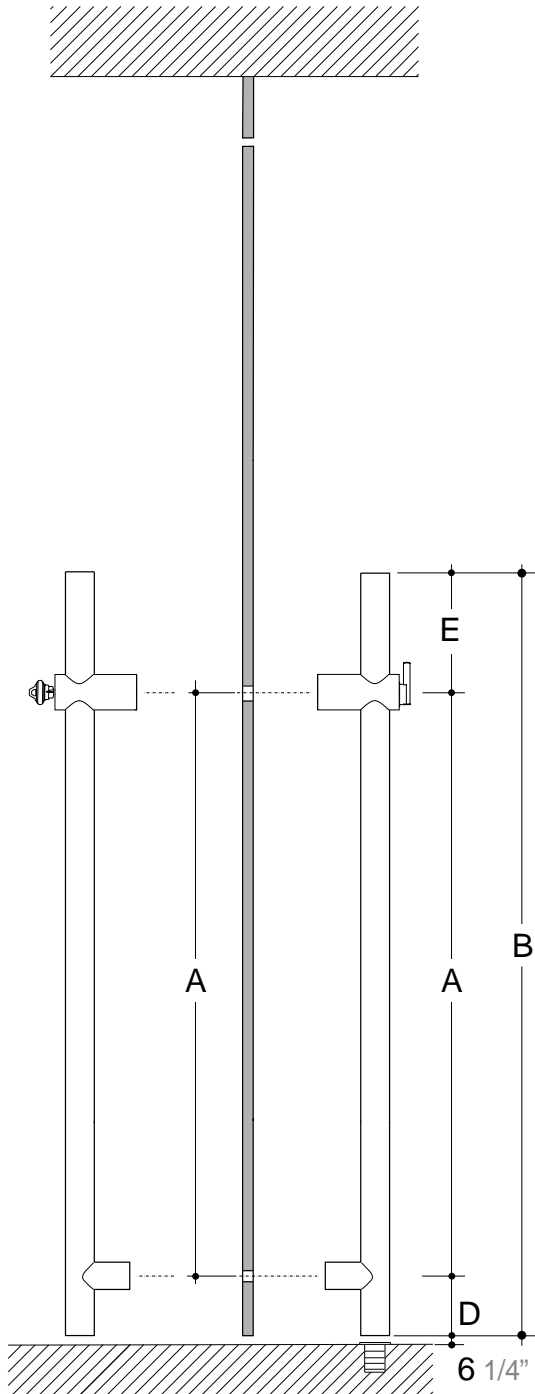
VORBEREITUNG
 FÜR DOPPELGLASTÜR
 (FÜR ABSTANDSHALTER)

PREPARAZIONE PORTA
 LEGNO / METALLO

WOOD / METAL
 DOOR PREP

PREP PORTE
 BOIS / METAL

VORBEREITUNG
 HOLZTÜR / METALLTÜR



*FOR KLP LINE AND KLO
 LINE MORTISE REFER
 TO PAGE 454-455

DP3 - PREPARAZIONE PORTA PER MANIGLIONI A BARRA BASSI LOCKING / NON LOCKING (KLO - KLA - KLR - KLP) CON SUPPORTO CILINDRO IN BASSO

DP3 - DOOR PREPARATION FOR HALF SIZE LADDER PULLS LOCKING / NON LOCKING (KLO - KLA - KLR - KLP) WITH CYLINDER POST ON BOTTOM

DP3 - PREPARATION DE LA PORTE POUR POIGNEE BATON MARECHAL HAUTE LOCKING / NON-LOCKING (KLO - KLA - KLR - KLP) AVEC SUPPORT CYLINDRE BAS

DP3 - TÜRVORBEREITUNG FÜR GRIFFE LOCKING (OBEN) / NON-LOCKING (KLO - KLA - KLR - KLP) MIT ZYLINDER UNTEN

INTERASSI E DIAMETRI FORI
HOLES DIAMETERS AND CENTER TO CENTER SIZES
DIMENSIONS ENTRE-AXE ET DIAMETRE DES TROUS
ACHSMAßE UND DURCHMESSER DER BOHRUNGEN

PREPARAZIONE PORTA VETRO SINGOLO

SINGLE GLASS DOOR PREP

PREP PORTE VITRAGE SIMPLE

VORBEREITUNG FÜR EINZELGLASTÜR

PREPARAZIONE PORTA DOPPIO VETRO (PER KIT DISTANZIERI)

DOUBLE GLASS DOOR PREP (FOR SPACER KITS)

PREP PORTE VITRAGE DOUBLE (POUR KIT ENTRETOISES)

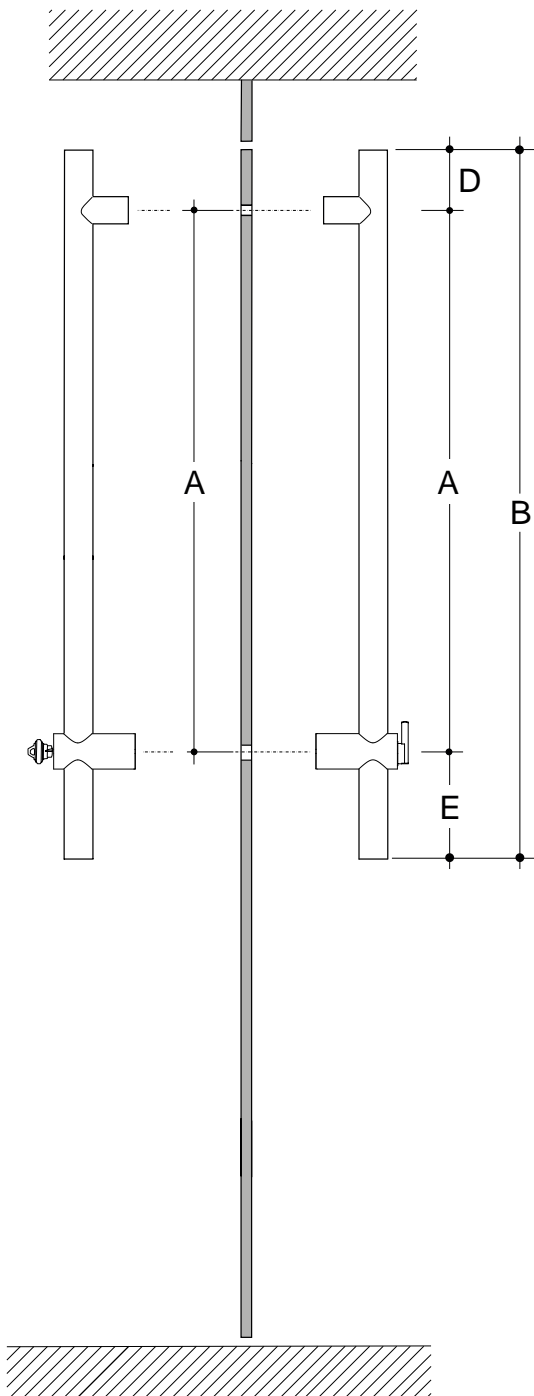
VORBEREITUNG FÜR DOPPELGLASTÜR (FÜR ABSTANDSHALTER)

PREPARAZIONE PORTA LEGNO / METALLO

WOOD / METAL DOOR PREP

PREP PORTE BOIS / METAL

VORBEREITUNG HOLZTÜR / METALLTÜR



Ø 13
33/64"

Ø 19
3/4"

Ø 13
33/64"

Ø 8
5/16"

Ø 22
7/8"

16.5
21/32"

Ø 9
23/64"

Ø 19
3/4"

*FOR KLP LINE AND KLO LINE MORTISE REFER TO PAGE 454-455

DP4 - PREPARAZIONE PORTA PER MANIGLIONI A BARRA ALTI NON LOCKING (SOLO SUPPORTI TONDI)

DP4 - DOOR PREPARATION FOR FULL SIZE LADDER PULLS NON LOCKING (ONLY ROUND POSTS)

DP4 - PREPARATION DE LA PORTE POUR POIGNEE BATON MARECHAL HAUTE NON-LOCKING (AVEC SUPPORTS RONDS)

DP4 - TÜRVORBEREITUNG FÜR GRIFFE NON-LOCKING (NUR MIT RUNDEN HALTERUNGEN)

INTERASSI E DIAMETRI FORI
HOLES DIAMETERS AND CENTER TO CENTER SIZES
DIMENSIONS ENTRE-AXE ET DIAMETRE DES TROUS
ACHSMAßE UND DURCHMESSER DER BOHRUNGEN

PREPARAZIONE PORTA
 VETRO SINGOLO

SINGLE GLASS
 DOOR PREP

PREP PORTE
 VITRAGE SIMPLE

VORBEREITUNG
 FÜR EINZELGLASTÜR

PREPARAZIONE PORTA
 DOPPIO VETRO
 (PER KIT DISTANZIERI)

DOUBLE GLASS
 DOOR PREP
 (FOR SPACER KITS)

PREP PORTE VITRAGE DOUBLE
 (POUR KIT ENTRETOISES)

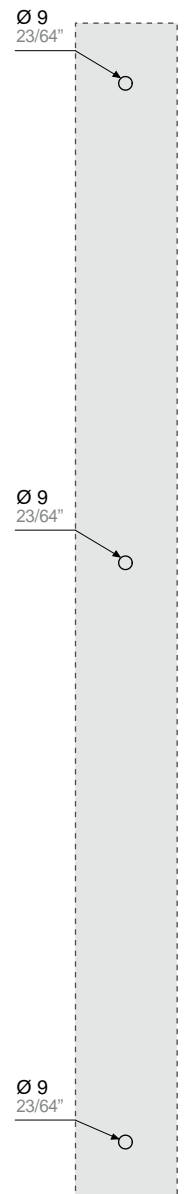
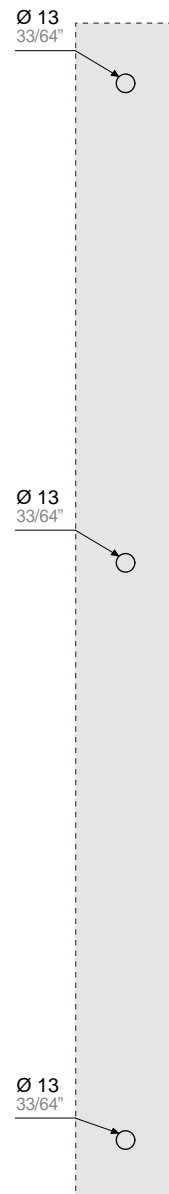
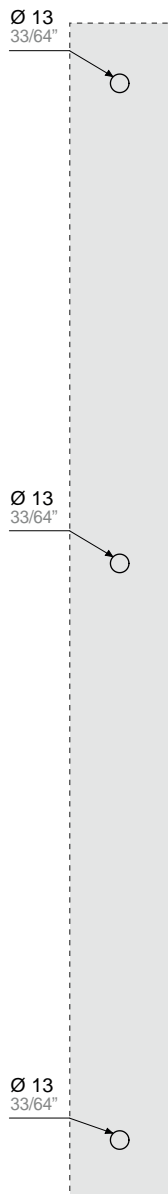
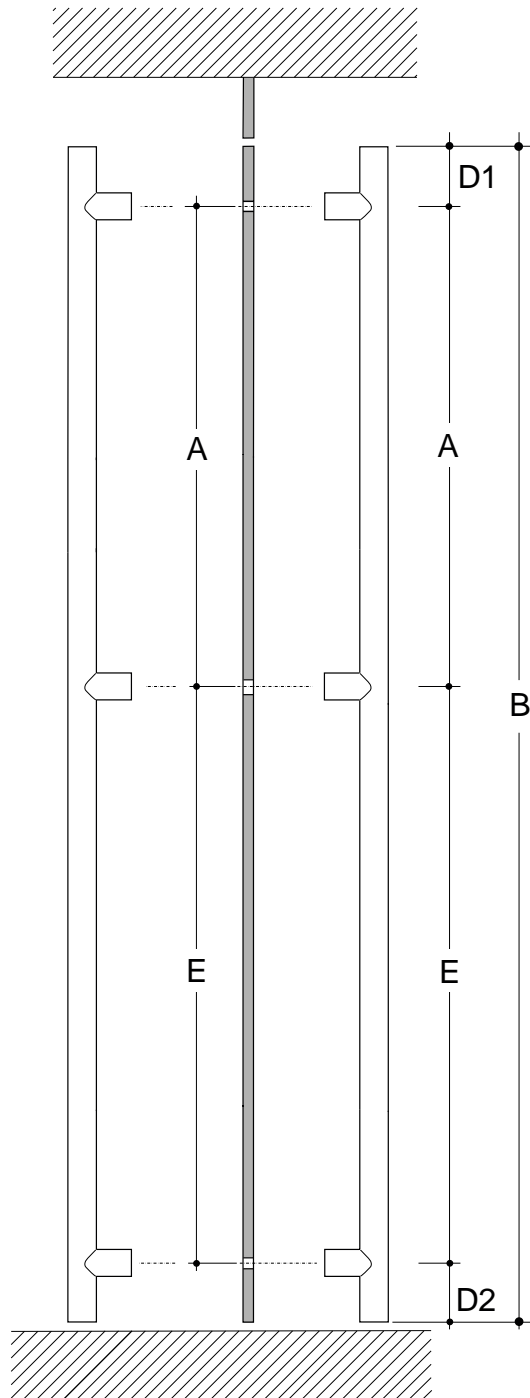
VORBEREITUNG
 FÜR DOPPELGLASTÜR
 (FÜR ABSTANDSHALTER)

PREPARAZIONE PORTA
 LEGNO / METALLO

WOOD / METAL
 DOOR PREP

PREP PORTE
 BOIS / METAL

VORBEREITUNG
 HOLZTÜR / METALLTÜR



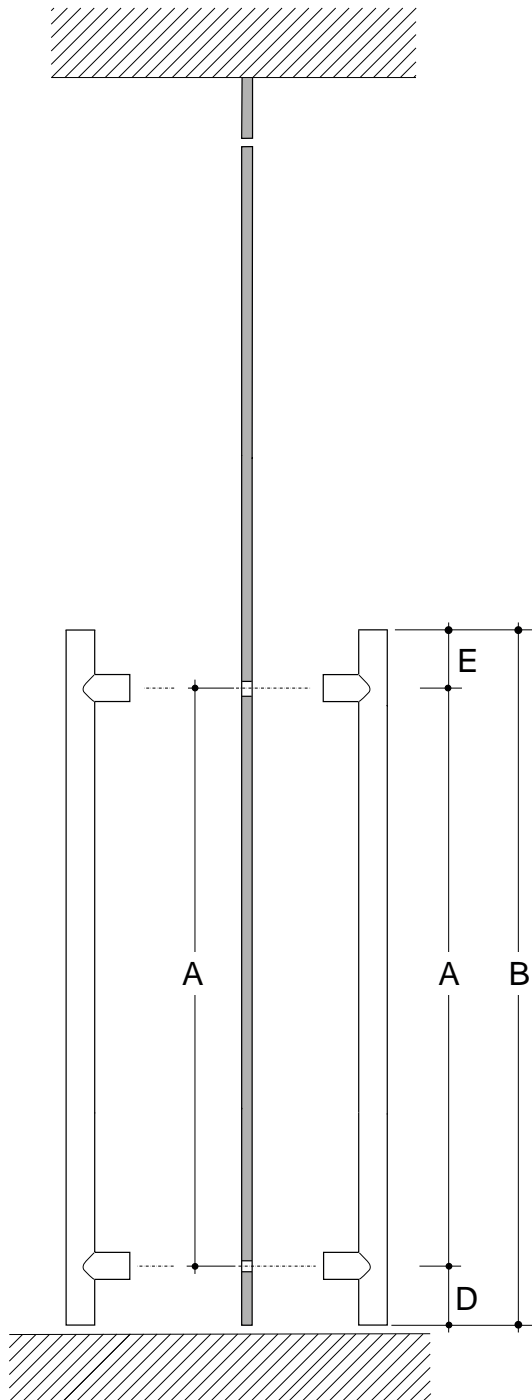
DP5 - PREPARAZIONE PORTA PER MANIGLIONI A BARRA BASSI NON LOCKING (SOLO SUPPORTI TONDI)

DP5 - DOOR PREPARATION FOR HALF SIZE LADDER PULLS NON LOCKING (ONLY ROUND POSTS)

DP5 - PREPARATION DE LA PORTE POUR POIGNEE BATON MARECHAL BASSE NON-LOCKING (AVEC SUPPORTS RONDS)

DP5 - TÜRVORBEREITUNG FÜR GRIFFE HALFTÜR NON-LOCKING (NUR MIT RUNDEN HALTERUNGEN)

INTERASSI E DIAMETRI FORI
 HOLES DIAMETERS AND CENTER TO CENTER SIZES
 DIMENSIONS ENTRE-AXE ET DIAMETRE DES TROUS
 ACHSMAßE UND DURCHMESSER DER BOHRUNGEN

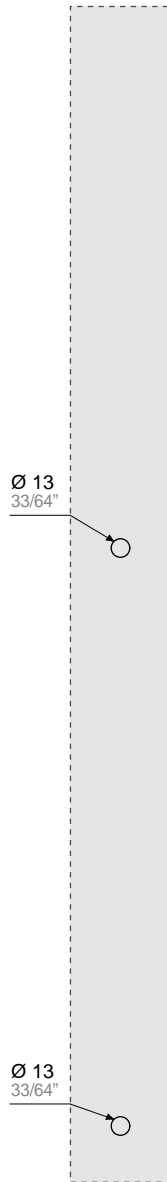


PREPARAZIONE PORTA VETRO SINGOLO

SINGLE GLASS DOOR PREP

PREP PORTE VITRAGE SIMPLE

VORBEREITUNG FÜR EINZELGLASTÜR

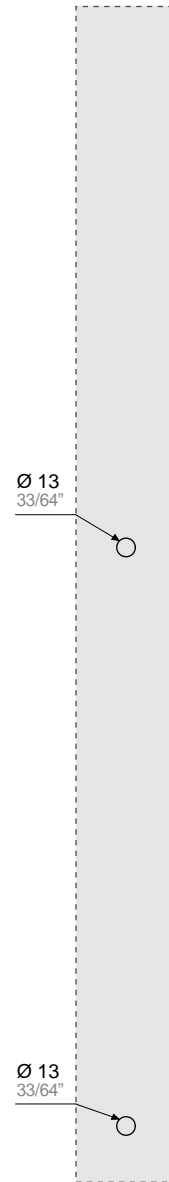


PREPARAZIONE PORTA DOPPIO VETRO (PER KIT DISTANZIERI)

DOUBLE GLASS DOOR PREP (FOR SPACER KITS)

PREP PORTE VITRAGE DOUBLE (POUR KIT ENTRETOISES)

VORBEREITUNG FÜR DOPPELGLASTÜR (FÜR ABSTANDSHALTER)

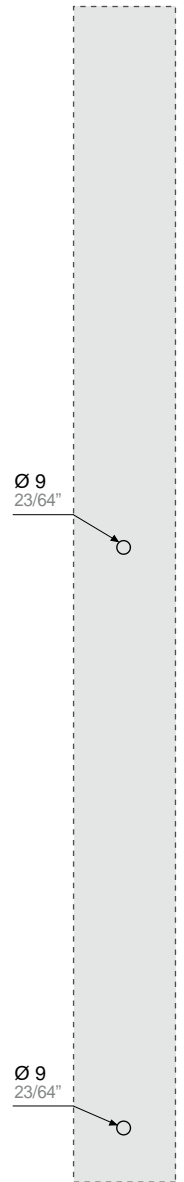


PREPARAZIONE PORTA LEGNO / METALLO

WOOD / METAL DOOR PREP

PREP PORTE BOIS / METAL

VORBEREITUNG HOLZTÜR / METALLTÜR



MANIGLIONI SECONDO NORMATIVA ADA (254 mm spazio libero da pavimento)
 CONFIGURATION TO COMPLY ADA STANDARD (254 mm - 10" clearance from the floor)

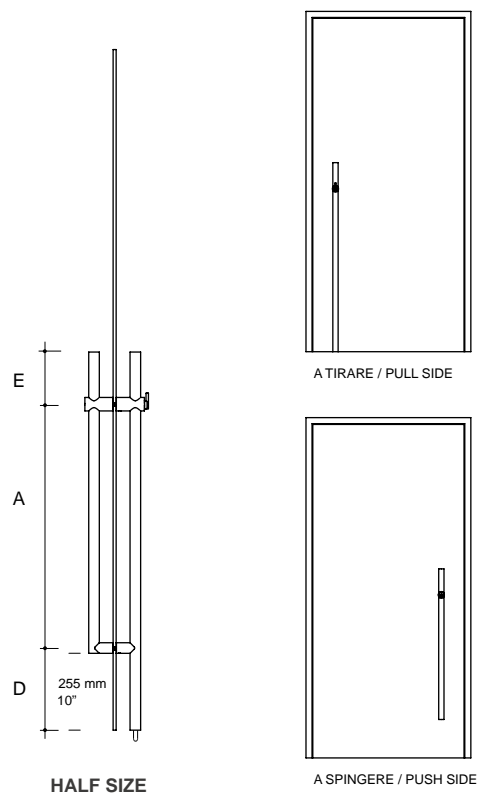
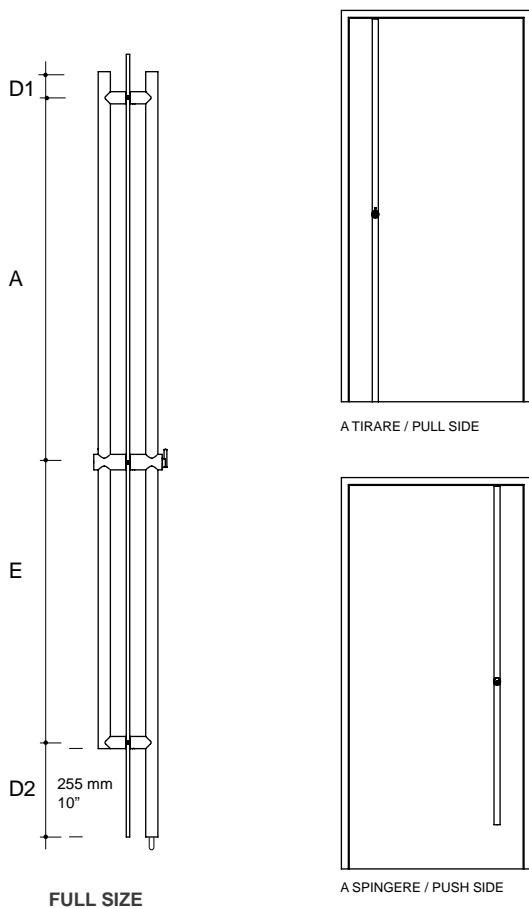
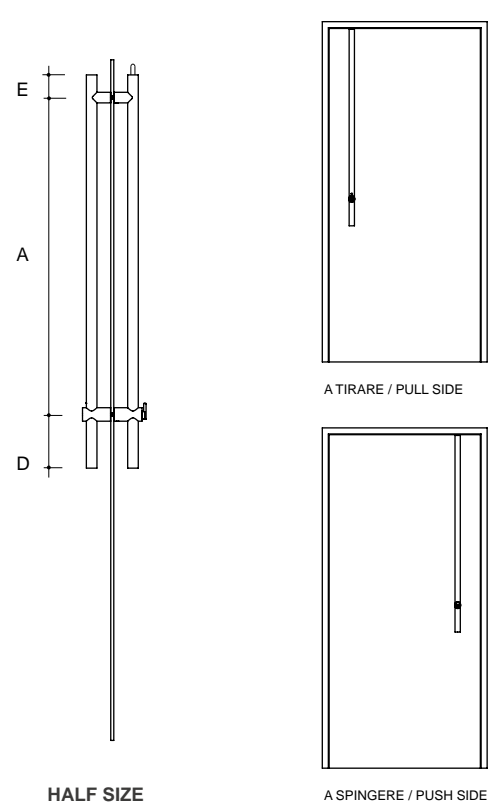
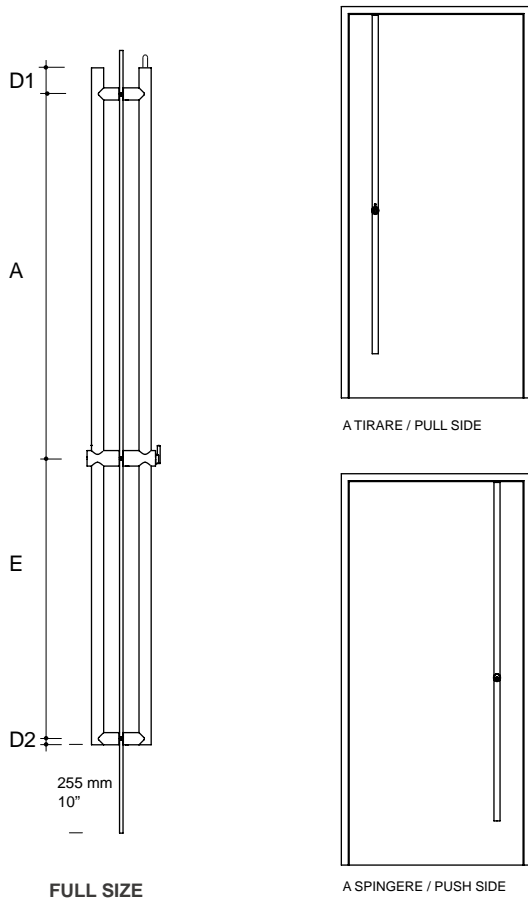
Final interpretation of ADA compliance is the responsibility of the specifier and should be determined relative to specific project conditions and local codes.

POIGNÉE SUIVANT NORME ADA (254mm Distance du fond)

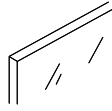
GRIFFEN GEMÄSS ADA NORMEN (254 mm Abstand vom Boden)

DEURGREPEN VOLGENS ADA NORMEN (254 mm Afstand van de bodem)

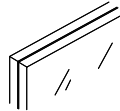
ADA
 10"
 clearance
 layout



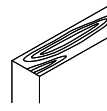
INSTALLAZIONE SU QUALSIASI MATERIALE
 INSTALLATION ON ANY TYPE OF MATERIAL
 INSTALLATION SUR TOUT TYPE DE PORTES
 MONTAGE AUF JEDER TÜRART
 BEVESTIGINGEN OP ELK MATERIAAL



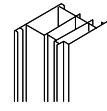
Glass doors
 Porte in vetro



Double glazed doors
 Porte doppio vetro

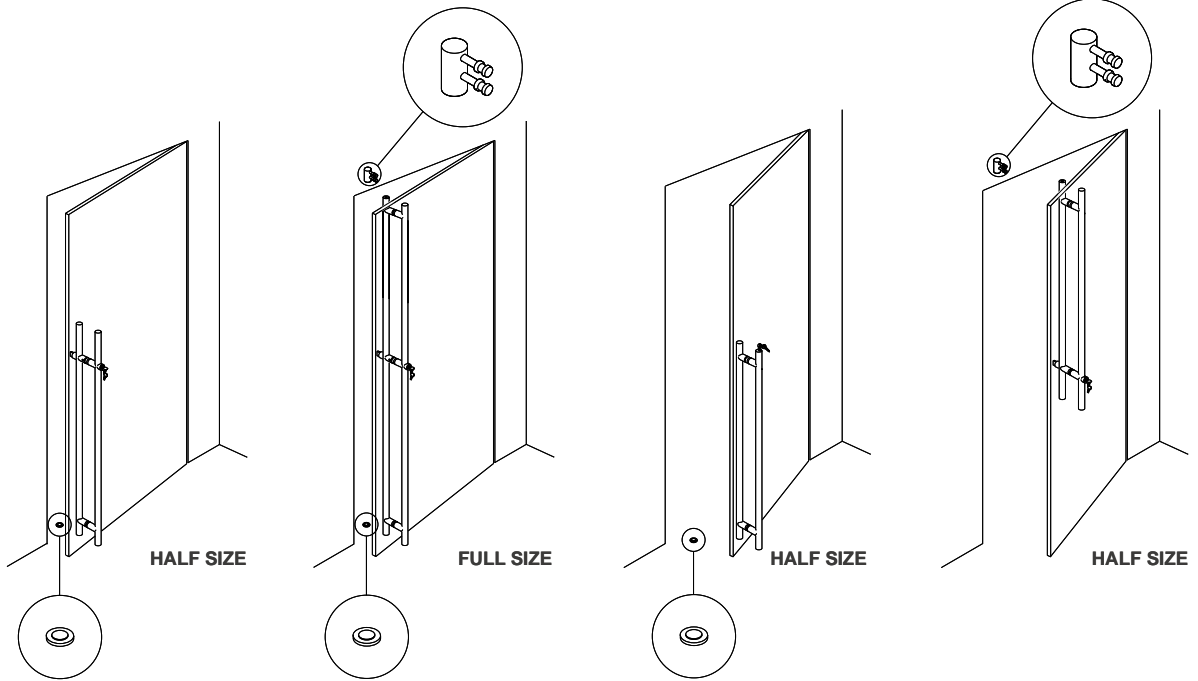
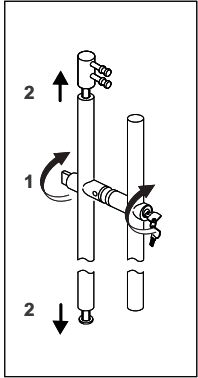


Wood doors
 Porte in legno

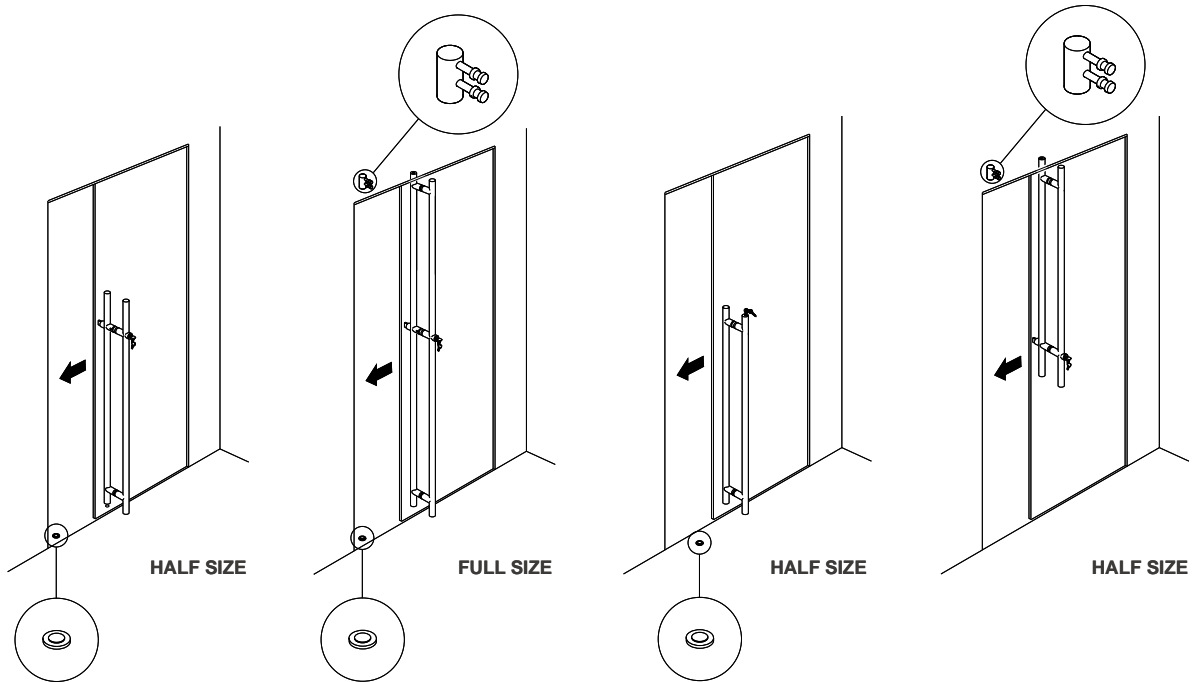
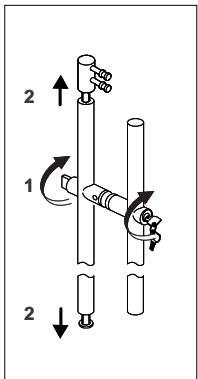


Metal doors
 Porte in metallo

PORTE A BATTENTE
 HINGED DOORS
 PORTE À CHARNIÈRES
 ZIMMERTÜREN
 BINNENDEUREN

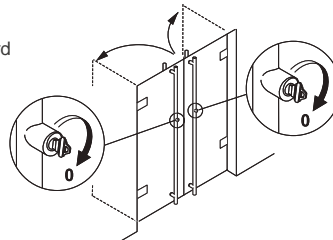


PORTE SCORREVOLI
 SLIDING DOORS
 PORTE COULISSANTE
 SCHIEBETÜREN
 SCHUIFDEUREN

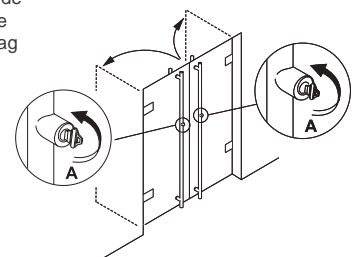


ROTAZIONE DELLA CHIAVE
 ROTATION OF THE KEY
 ROTATION DE LA CLÉ
 DREHUNGSRICHTUNG DES SCHLÜSSELS
 DRAAIRICHTING VAN DE SLEUTEL

Standard
 Standard
 Standard
 Standard
 Standaard



A richiesta
 On request
 Sur demande
 Auf Anfrage
 Op aanvraag



PLACCHE CON SERRATURA PER PORTE IN VETRO

LOCKSET FOR FRAMELESS GLASS DOOR

PLAQUES AVEC SERRURE POUR PORTES EN VERRE

TÜRSCHILDER FÜR GLASTÜREN

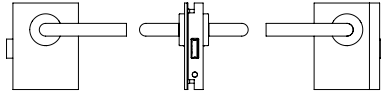
DEURSCHILDER MET SLOT VOOR GLAZEN DEUREN

PROGRAMMA H-GLASS HGL - LOCKSETS FOR FRAMELESS GLASS DOOR

FUNZIONE - FUNCTION - FONCTION - FUNKTION - FUNCTIE

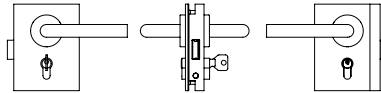
PASSAGE

senza chiave - senza pomolo
no key - no thumb turn
sans clé - sans verrou
ohne Schlüssel - ohne Knopf
zonder sleutel - zonder deurknop



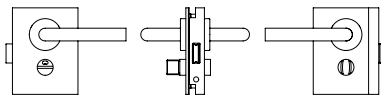
SECURITY

chiave - chiave
key - key (profile cylinder)
Clé - Clé
Schlüssel - Schlüssel
Sleutel - Sleutel

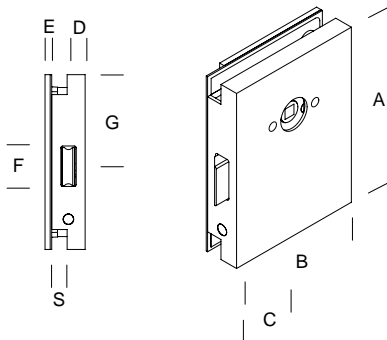


PRIVACY

pomolo - indicatore libero/occupato
thumb turn - occupancy indicator
verrou - libre/occupé
mit Knopf - mit frei/besetz Türverriegelung
met deurknop - met vergrendelingen

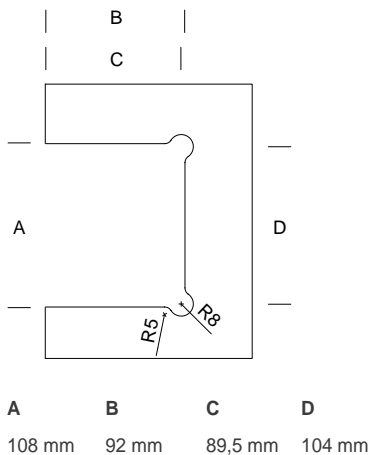


PLACCA CON SERRATURA - CASE WITH LOCK - PLAQUE AVEC SERRURE - TÜRSCHILD MIT SCHLIEßSYSTEM - SCHILD MET SLOT



| ART. | ◆ | A | B | C | D | E | F | G | S |
|-----------------------|---|--------|--------|---------|-------|------|-------|-------|-------|
| HGL.LCK.xx08 . xx . x | | 136 mm | 103 mm | 51,5 mm | 14 mm | 5 mm | 32 mm | 71 mm | 8 mm |
| HGL.LCK.xx10 . xx . x | | 136 mm | 103 mm | 51,5 mm | 14 mm | 5 mm | 32 mm | 71 mm | 10 mm |
| HGL.LCK.xx12 . xx . x | | 136 mm | 103 mm | 51,5 mm | 14 mm | 5 mm | 32 mm | 71 mm | 12 mm |

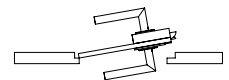
**FRESATURA SU VETRO PER SERRATURA
GLASS CUT TEMPLATE LOCK
GARNITURE SUR VERRE POUR SERRURE
GLASFRÄSUNG ZUR SCHLÖßAUFNAHME
UITSPARING IN GLAS VOOR SLOT**



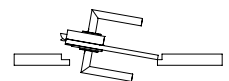
| A | B | C | D |
|--------|-------|---------|--------|
| 108 mm | 92 mm | 89,5 mm | 104 mm |

**VERSO DI APERTURA
OPENING DIRECTION
SENS D'OUVERTURE
OFFNUNGSRICHTUNG
OPENINGSRICHTING (DIN 107)**

.1 DESTRO
RIGHT
DROITE
RECHTS
RECHTS

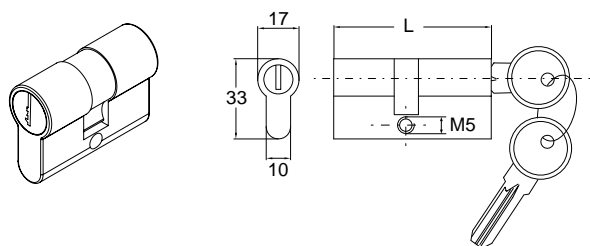


.2 SINISTRO
LEFT
GAUCHE
LINKS
LINKS



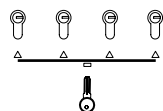
◆
. 1 DESTRO RIGHT DROITE RECHTS
. 2 SINISTRO LEFT GAUCHE LINKS

CILINDRO A PROFILO EUROPEO STANDARD NON INCLUSO - STANDARD EURO PROFILE CYLINDER NOT INCLUDED - CYLINDRE AVEC PROFIL EUROPÉEN STANDARD NON INCLUS - STANDARD EUROPÄISCHER PROFILZYLINDER - CYLINDER MET STANDAARD EUROPROFIEL NICHT ENTHALTEN



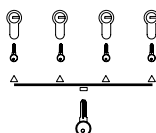
| | | |
|------------------------|-------|--|
| ART. | L | |
| HGL.CIL.0000.00 | 45 mm | Standard |
| HGL.CIL.000Y.00 | | Impianti Speciali Master keying Organigramme Master-schliessenanlagen Sluitplannen |

IMPIANTI SPECIALI SU RICHIESTA - MASTER KEYING ON REQUEST - ORGANIGRAMME SUR DEMANDE - AUF ANFRANGE KÖNNEN MASTER-SCHLIESSANLAGEN GEMÄSS KA-MK-GMK SYSTEMEN ANGFERTIGT WERDEN - SPECIALE SLUITPLANNEN OP AANVRAAG



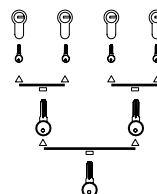
ART. **HGL.0KA.0000.00**

3 chiavi per cil.
3 keys for each cyl.
3 clés pour chaque cylindre
3 Schlüssels für jeden Zylinder
3 sleutels per cylinder



ART. **HGL.0MK.0000.00**

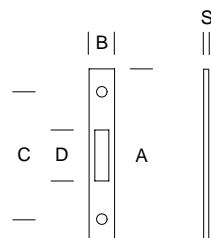
3 chiavi per cil.
3 keys for each cyl.
3 clés pour chaque cylindre
3 Schlüssels für jeden Zylinder
3 sleutels per cylinder



ART. **HGL.GMK.0000.00**

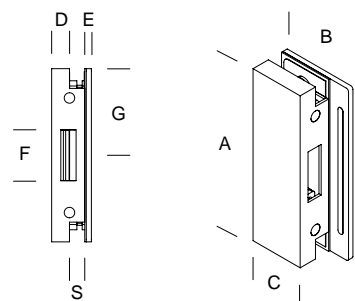
3 chiavi per cil.
3 keys for each cyl.
3 clés pour chaque cylindre
3 Schlüssels für jeden Zylinder
3 sleutels per cylinder

INCONTRO PER PROFILO - STRIKE PLATE - GÂCHE POUR PROFIL - PROFILVERBINDUNG - SLUITPLAAT VOOR PROFIEL



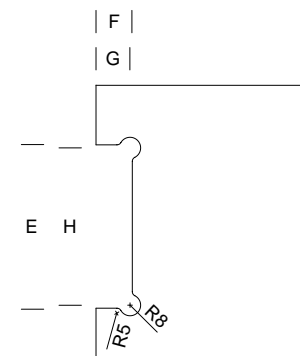
| | | | | | |
|------------------------|--------|-------|--------|-------|------|
| ART. | A | B | C | D | S |
| HGL.STK.0001.xx | 136 mm | 20 mm | 100 mm | 40 mm | 2 mm |

INCONTRO PER VETRO - STRIKE BOX - GÂCHE POUR VERRE - VERBINDUNG GLAS/GLAS - SLUITPLAAT VOOR GLAS



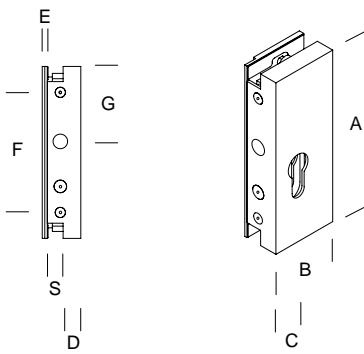
| | | | | | | | | |
|------------------------|--------|-------|-------|-------|------|-------|-------|-------|
| ART. | A | B | C | D | E | F | G | S |
| HGL.STK.0008.xx | 136 mm | 60 mm | 43 mm | 14 mm | 5 mm | 40 mm | 68 mm | 8 mm |
| HGL.STK.0010.xx | 136 mm | 60 mm | 43 mm | 14 mm | 5 mm | 40 mm | 68 mm | 10 mm |
| HGL.STK.0012.xx | 136 mm | 60 mm | 43 mm | 14 mm | 5 mm | 40 mm | 68 mm | 12 mm |

FRESATURA SU VETRO PER INCONTRO - GLASS CUT TEMPLATE STRIKE BOX - GARNITURE SUR VERRE POUR GÂCHE - GLASFRÄSUNG ZUKM VERBINDEN - UITSPARING IN GLAS VOOR SLUITPLAAT



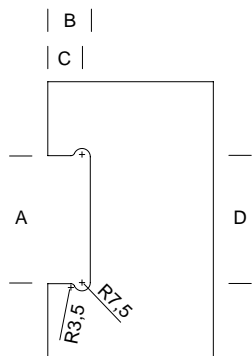
| | | | |
|--------|-------|---------|--------|
| E | F | G | H |
| 108 mm | 25 mm | 22,5 mm | 104 mm |

PLACCA CON SERRATURA SENZA MANIGLIA - CASE WITH LOCK WITHOUT LEVER HANDLE - PLAQUE AVEC SERRURE SANS POIGNÉE - TÜRSCHILD MIT SCHLISSSYSTEM OHNE TÜRDRÜCKER - SCHILD MET SLOT ZON DER KRUK



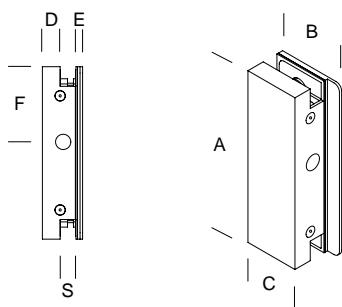
| ART. | ◆ | A | B | C | D | E | F | G | S |
|---------------|--------|--------|-------|-------|-------|------|-------|-------|-------|
| HGL.LCK.SY10. | xx . x | 136 mm | 52 mm | 20 mm | 14 mm | 4 mm | 95 mm | 59 mm | 10 mm |
| HGL.LCK.SY12. | xx . x | 136 mm | 52 mm | 20 mm | 14 mm | 4 mm | 95 mm | 59 mm | 12 mm |

FRESATURA SU VETRO PER SERRATURA SENZA MANIGLIA - GLASS CUT TEMPLATE LOCK WITHOUT LEVER HANDLE - GARNITURE SUR VERRE POUR SERRURE SANS POIGNÉE - GLASFRÄSUNG ZUR SCHLOßAUFNAHME OHNE TÜRDRÜCKER - UITSPARING IN GLAS VOOR SLOT ZON DER KRUK



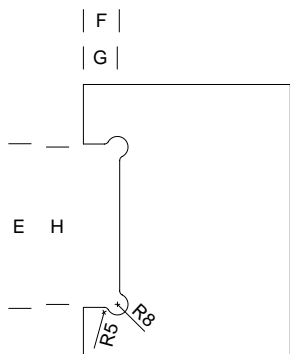
| A | B | C | D |
|--------|---------|-------|--------|
| 116 mm | 38,5 mm | 31 mm | 114 mm |

INCONTRO PER VETRO - STRIKE BOX - GÂCHE POUR VERRE- VERBINDUNG GLAS/GLAS - SLUITPLAAT VOOR GLAS



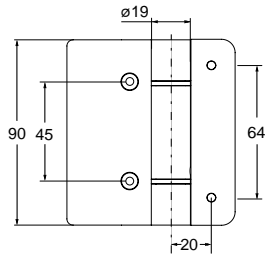
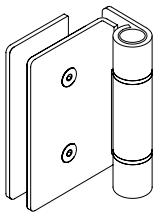
| ART. | ◆ | A | B | C | D | E | F | S |
|---------------|--------|--------|-------|-------|-------|------|-------|-------|
| HGL.STK.SY10. | xx . x | 136 mm | 54 mm | 43 mm | 14 mm | 5 mm | 59 mm | 10 mm |
| HGL.STK.SY12. | xx . x | 136 mm | 54 mm | 43 mm | 14 mm | 5 mm | 59 mm | 12 mm |

FRESATURA SU VETRO PER INCONTRO - GLASS CUT TEMPLATE STRIKE BOX - GARNITURE SUR VERRE POUR GÂCHE - GLASFRÄSUNG ZUKM VERBINDEN - UITSPARING IN GLAS VOOR SLUITPLAAT



| E | F | G | H |
|--------|-------|---------|--------|
| 108 mm | 25 mm | 22,5 mm | 104 mm |

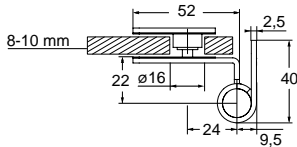
CERNIERA PER PORTA IN VETRO - HINGE FOR GLASS DOOR - CHARNIERE POUR PORTE EN VERRE - TÜRBAND FÜR GLASTÜREN - SCHARNIER VOOR GLAZEN DEUREN



ART. HGL.501.0000. xx

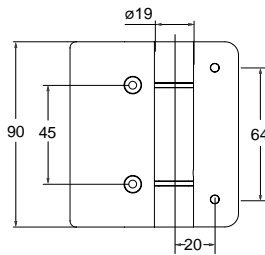
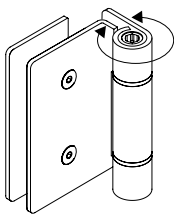
Ambidestra
Ambidextrous
Ambidextre
Beidhändig
Ambidextrous

Portata di 3 cerniere = 44 Kg
Max load for 3 hinges = 44 Kg
Chargement pour 3 charnières=44Kg
Tragfähigkeit für 3 Türbänder=44Kg
Belasting voor 3 Scharnieren=44Kg



Guarnizione di protezione in dotazione
Seals for glass protection included
Joints de protection en verre inclus
Dichtungen für Glasschutz enthalten
Afdichtingen voor bescherming van glas inbegrepen

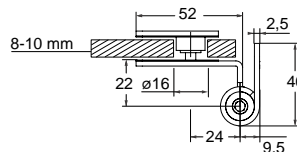
CERNIERA AUTOCHIUDENTE REGOLABILE PER PORTA IN VETRO - ADJUSTABLE SELF CLOSING HINGE FOR GLASS DOOR - CHARNIERE A FERMETURE AUTOMATIQUE REGLABLE POUR PORTE EN VERRE - TÜRBAND SELBSTSCHLIESSEND REGULIERBAR FÜR GLASTÜREN- SCHARNIER VOOR AUTOMATISCH SLUITENDE VOOR GLAZEN DEUREN



ART. HGL.502.0000.xx

Ambidestra
Ambidextrous
Ambidextre
Beidhändig
Ambidextrous

Portata di 3 cerniere = 44 Kg
Max load for 3 hinges = 44 Kg
Chargement pour 3 charnières=44Kg
Tragfähigkeit für 3 Türbänder=44Kg
Belasting voor 3 Scharnieren=44Kg



Guarnizione di protezione in dotazione
Seals for glass protection included
Joints de protection en verre inclus
Dichtungen für Glasschutz enthalten
Afdichtingen voor bescherming van glas inbegrepen

PVD
- solo su articoli selezionati ●
- viti con finitura acciaio inox
- battente serratura con finitura in Nickel

PVD
- only on selected articles ●
- screws with stainless steel finishing
- rabbet in Nickel finishing

PVD
- uniquement sur des articles sélectionnés ●
- vis avec finition acier inoxydable
- recouvrement finition nickelée

PVD
- nur für selktierte Artikeln ●
- Schrauben in Edelstahl Ausführung
- schlossfalz in Nickel Ausführung

PVD
- únicamente en artículos seleccionados ●
- tornillos en acabado acero inoxidable
- rebajo en el acabado de Níquel

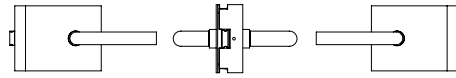
PVD
- alleen op geselecteerde artikelen ●
- schroeven in inox afwerking
- sponning in Nickel afwerking

PROGRAMMA H-GLASS HGO - LOCKSETS FOR FRAMELESS GLASS DOOR

FUNZIONI - FUNCTIONS - FONCTIONS - FUNKTIONEN - FUNCTIE

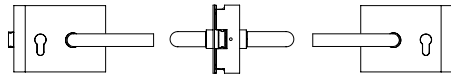
PASSAGE

senza chiave - senza pomolo
no key - no thumb turn
sans clé - sans verrou
ohne Schlüssel - ohne Knopf
zonder sleutel - zonder deurknop

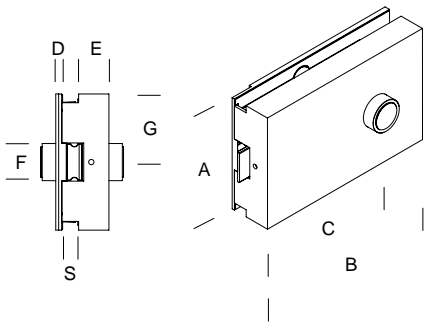


SECURITY

chiave - chiave
key - key (profile cylinder)
Clé - Clé
Schlüssel - Schlüssel
Sleutel - Sleutel

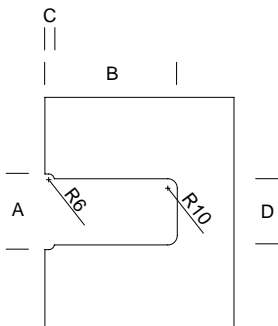


PLACCA CON SERRATURA - CASE WITH LOCK - PLAQUE AVEC SERRURE - TÜRSCHILD MIT SCHLIEßSYSTEM - SCHILD MET SLOT



| A | B | C | D | E | F | G | F | S |
|-------------------|--------------------|-------------------|---------------|-----------------|---------------|-------------------|------------------|-----------------|
| 90 mm 3 35/64" | 145 mm 5 11/16" | 102 mm 4" 1/64 | 4 mm 5/32" | 20 mm 25/32" | 2 mm 5/64" | 45 mm 1 25/32" | Ø 24,5 63/64" | 10 mm 25/64" |
| 90 mm 3 35/64" | 145 mm 5 11/16" | 102 mm 4" 1/64 | 4 mm 5/32" | 18 mm 45/64" | 2 mm 5/64" | 45 mm 1 25/32" | Ø 24,5 63/64" | 12 mm 15/32" |

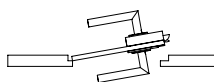
FRESATURA SU VETRO PER SERRATURA - GLASS CUT TEMPLATE LOCK - GARNITURE SUR VERRE POUR SERRURE - GLASFRÄSUNG ZUR SCHLÖßAUFNAHME - UITSPARING IN GLAS VOOR SLOT



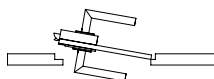
| A | B | C | D |
|------------------|------------------|-----------------|-----------------|
| 80 mm 3 5/32" | 140 mm 5 1/2" | 10 mm 25/64" | 70 mm 2 3/4" |

VERSO DI APERTURA - OPENING DIRECTION - SENS D'OUVERTURE - OFFNUNGSRICHTUNG - OPENINGSRICHTING (DIN 107)

- .1 DESTRO
RIGHT
DROITE
RECHTS
RECHTS

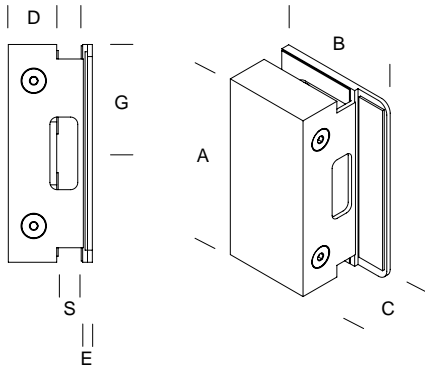


- .2 SINISTRO
LEFT
GAUCHE
LINKS
LINKS



. 1 RIGHT - DESTRO
. 2 LEFT - SINISTRO

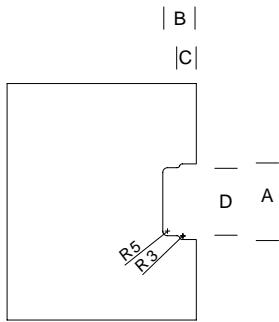
INCONTRO PER VETRO - STRIKE BOX - GÂCHE POUR VERRE - VERBINDUNG GLAS/GLAS - SLUITPLAAT VOOR GLAS



| ART | A | B | C | D | E | G | S |
|------------------|-------------------|-------------------|-----------------|-----------------|---------------|-------------------|-----------------|
| HGO.STK.0010. xx | 90 mm 3 35/64" | 60 mm 2 23/64" | 35 mm 1 3/8" | 20 mm 25/32" | 4 mm 5/32" | 45 mm 1 25/32" | 10 mm 25/64" |
| HGO.STK.0012. xx | 90 mm 3 35/64" | 60 mm 2 23/64" | 35 mm 1 3/8" | 18 mm 45/64" | 4 mm 5/32" | 45 mm 1 25/32" | 12 mm 15/32" |

Incontro per Vetro Non Incluso
Strike Box Not Included
Gâche Pour Verre Non Inclus
Verbindung Glas/Glas Nicht Enthalten

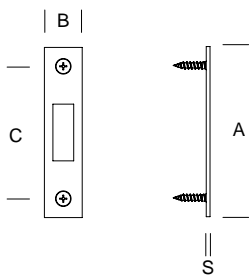
FRESATURA SU VETRO PER INCONTRO - GLASS CUT TEMPLATE STRIKE BOX - GARNITURE SUR VERRE POUR GÂCHE - GLASFRÄSUNG ZUKM VERBINDEN - UITSPARING IN GLAS VOOR SLUITPLAAT



| A | B | C | D |
|------------------|-----------------|-----------------|-------------------|
| 80 mm 3 5/32" | 38 mm 1 1/2" | 20 mm 25/32" | 72 mm 2 53/64" |

- ◆
- . 1 DESTRO RIGHT DROITE RECHTS
- . 2 SINISTRO LEFT GAUCHE LINKS

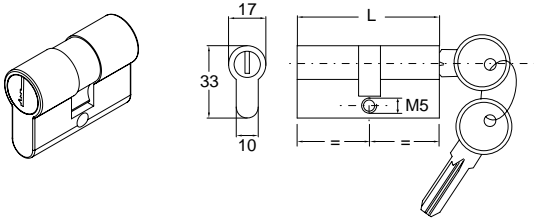
INCONTRO PER PROFILO - STRIKE PLATE - GÂCHE POUR PROFIL - PROFILVERBINDUNG - SLUITPLAAT VOOR PROFIEL




| ART | A | B | C | S |
|------------------|-------------------|-----------------|-----------------|------------|
| HGO.STK.0001. xx | 90 mm 3 35/64" | 20 mm 25/32" | 70 mm 2 3/4" | 2 5/64" |

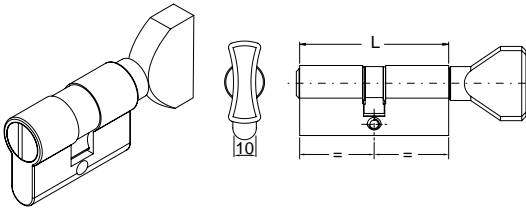
Incontro per Profilo Non Incluso
Strike Plate Not Included
Gâche Pour Profil Non Inclus
Profilverbindung Nicht Enthalten

CILINDRO A PROFILO EUROPEO STANDARD CHIAVE-CHIAVE - STANDARD EURO PROFILE CYLINDER KEY-KEY - CYLINDRE AVEC PROFIL EUROPÉEN STANDARD CLÉ-CLÉ - STANDARD EUROPÄISCHER PROFILZYLINDER SHLÜSSEL-SHLÜSSEL - CYLINDER MET STANDAARD EUROPROFILE SLEUTEL-SLEUTEL.



| ART. | L | | |
|------------------------|---|---|--|
| HGL.CIL.0000.00 | 45 mm | Standard | Cilindro Non Incluso Cylinder Not Included Le Cylindre N'est Pas Inclus Der Zylinder Ist Nicht Enthalten Cilindro No Incluso Cilinder Niet Inbegrepen |
| HGL.CIL.000Y.00 |  | Cilindro europeo con scheda di sicurezza Europrofile cylinder with security card Cylindre avec profil européen avec carte de sécurité Zylinder europäisches Profil mit Sicherheitskarte Cilindro perfil europeo con tarjeta de seguridad Cilinder, Europrofiel met beveiligingskaart | Cilindro Non Incluso Cylinder Not Included Le Cylindre N'est Pas Inclus Der Zylinder Ist Nicht Enthalten Cilindro No Incluso Cilinder Niet Inbegrepen |

CILINDRO A PROFILO EUROPEO CON POMOLO E INTAGLIO A MONETA PER EMERGENZA ESTERNO, PER PORTA WC. FINITURA NICHELATA - THUMBTURN PROFILE CYLINDER WITH EXTERNAL EMERGENCY COIN LOCK, FOR WC DOOR, NICKEL FINISHED - CYLINDRE AVEC PROFIL EUROPEEN AVEC VERROU A PIECES DE MONNAIE EXTERIEUR DE SECURITE, POUR PORTE WC, FINITION NICKEL - WC-KNAUFZYLINDER EUROPÄISCHES PROFIL MIT MÜNZSCHLOSS, OBERFLÄCHE VERNICKELT - CILINDRO PERFIL EUROPEO CON POMO Y BOTON DE REGISTRO EXTERIOR PARA EMERGENCIAS, PARA PUERTAS WC, ACABADO NIQUELADO - WC-KNOPCILINDER, EUROPROFIEL, BUITENZIJDJE MUNT-UITVOERING, AFWERKING VERNIKKELT.



| ART. | L | | |
|------------------------|-------|--|--|
| HGL.CIL.00CH.00 | 56 mm | | Cilindro Non Incluso Cylinder Not Included Le Cylindre N'est Pas Inclus Der Zylinder Ist Nicht Enthalten Cilindro No Incluso Cilinder Niet Inbegrepen |

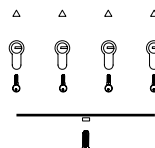
IMPIANTI SPECIALI SU RICHIESTA - MASTER KEYING ON REQUEST - ORGANIGRAMME SUR DEMANDE - AUF ANFRANGE KÖNNEN MASTER-SCHLISSANLAGEN GEMÄSS KA-MK-GMK SYSTEMEN ANGFERTIGT WERDEN - SPECIALE SLUITPLANNEN OP AANVRAAG

ART. HGL.0KA.0000.00



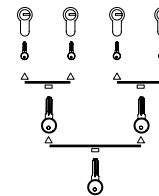
3 chiavi per cil.
3 keys for each cyl.
3 clés pour chaque cylindre
3 Schlüssels für jeden Zylinder
3 sleutels per cylinder

ART. HGL.0MK.0000.00



3 chiavi per cil.
3 keys for each cyl.
3 clés pour chaque cylindre
3 Schlüssels für jeden Zylinder
3 sleutels per cylinder

ART. HGL.GMK.0000.00



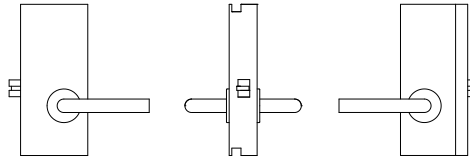
3 chiavi per cil.
3 keys for each cyl.
3 clés pour chaque cylindre
3 Schlüssels für jeden Zylinder
3 sleutels per cylinder

PROGRAMMA H-GLASS HGU - LOCKSETS FOR FRAMELESS GLASS DOOR

FUNZIONE - FUNCTION - FONCTION - FUNKTION - FUNCTIE
(according to AINSI)

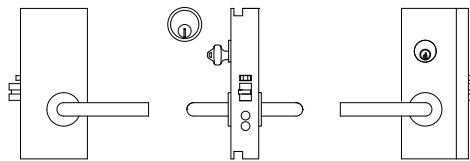
PASSAGE

ANSI F 01
senza chiave - senza pomolo
no key - no thumb turn
sans clé - sans boutons
ohne Schlüssel - ohne Knopf
zonder sleutel - zonder deurknop



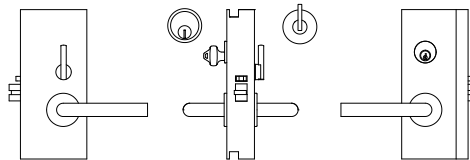
OFFICE / CORRIDOR

ANSI F 04
chiave - selettore - rilascio di emergenza
key - toggle - security egress
clé - bouton sélecteur - déverrouillage d'urgence
Schlüssel - Umschalter - Notöffnung
sleutel - wisselgrendel - veiligheids opening



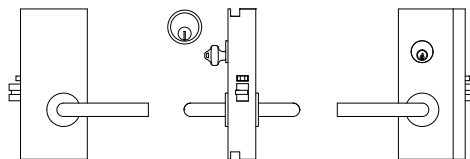
OFFICE / ENTRY

ANSI F 04 + F 13
chiave - pomolo - rilascio di emergenza
key - thumb turn - security egress
clé - boutons - déverrouillage d'urgence
Schlüssel - Knopf - Notöffnung
sleutel - deurknop - veiligheids opening



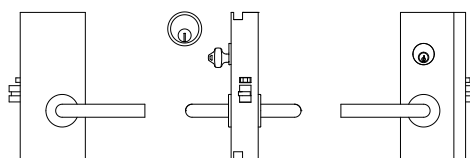
CLASSROOM

ANSI F 05
chiave - rilascio di emergenza
key - security egress
clé - déverrouillage d'urgence
Schlüssel - Notöffnung
sleutel - veiligheids opening



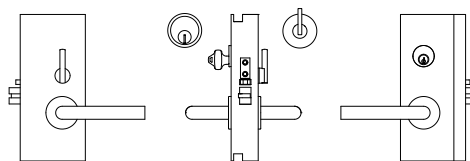
STOREROOM

ANSI F 07
chiave (maniglia esterna non operante) - rilascio di emergenza
key (outside lever inoperative) - security egress
clé (béquille extérieure inopérante) - déverrouillage d'urgence
Schlüssel (Außen Türgriff ohne Funktion) - Notöffnung



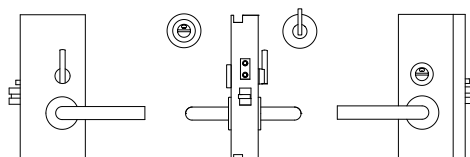
DORMITORY

ANSI F 13
chiave - pomolo - catenaccio - rilascio di emergenza
key - thumb turn - deadbolt - security egress
clé - boutons - cadenas - déverrouillage d'urgence
Schlüssel - Knopf - Riegel - Notöffnung
sleutel - deurknop - nachtschoot - veiligheids opening

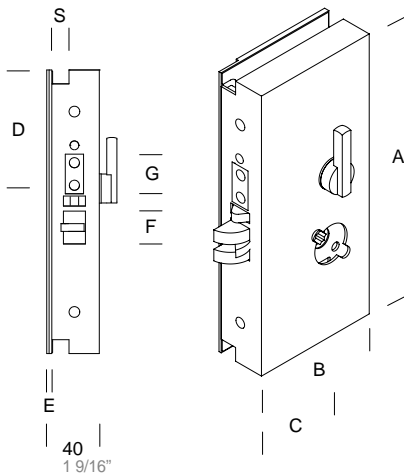


PRIVACY

ANSI F 19
pomolo - segnalatore libero/occupato - catenaccio - rilascio di emergenza
thumbturn - snib indicator - deadbolt - security egress
boutons - verrou - cadenas - déverrouillage d'urgence
Knopf - Baderosetten - Riegel - Notöffnung
deurknop - Wc vergrendelingen - nachtschoot - veiligheids opening



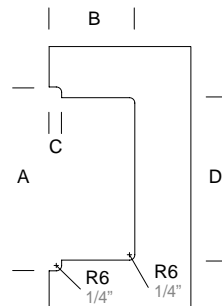
PLACCA CON SERRATURA - CASE WITH LOCK - PLAQUE AVEC SERRURE - TÜRSCHILD MIT SCHLIEßSYSTEM - SCHILD MET SLOT



| ART. | ◆ | A | B | C | D | E | F | G | S |
|-------------------|---|--------------------|--------------|---------------------|-------------------|---------------|------------------|---------------------|-----------------|
| HGU.LCK.xx09 . xx | x | 225 mm 8 27/32" | 100 mm 4" | 64,5 mm 2 35/64" | 94 mm 3 45/64" | 4 mm 5/32" | 26 mm 1 1/32" | 31,5 mm 1 15/64" | 9 mm 3/8" |
| HGU.LCK.xx10 . xx | x | 225 mm 8 27/32" | 100 mm 4" | 64,5 mm 2 35/64" | 94 mm 3 45/64" | 4 mm 5/32" | 26 mm 1 1/32" | 31,5 mm 1 15/64" | 10 mm 25/64" |
| HGU.LCK.xx12 . xx | x | 225 mm 8 27/32" | 100 mm 4" | 64,5 mm 2 35/64" | 94 mm 3 45/64" | 4 mm 5/32" | 26 mm 1 1/32" | 31,5 mm 1 15/64" | 12 mm 15/32" |
| HGU.LCK.xx13 . xx | x | 225 mm 8 27/32" | 100 mm 4" | 64,5 mm 2 35/64" | 94 mm 3 45/64" | 4 mm 5/32" | 26 mm 1 1/32" | 31,5 mm 1 15/64" | 12,7 mm 1/2" |

- ◆ . 1 LEFT HAND (LH)
- ◆ . 2 RIGHT HAND (RH)
- ◆ . 3 LEFT HAND REVERSE (LHR)
- ◆ . 4 RIGHT HAND REVERSE (RHR)

FRESATURA SU VETRO PER SERRATURA
GLASS CUT TEMPLATE LOCK
GARNITURE SUR VERRE POUR SERRURE
GLASFRÄSUNG ZUR SCHLO AUFNAHME
UITSPARING IN GLAS VOOR SLOT



| A | B | C | D |
|------------------|-------------------|----------------|--------------------|
| 206 mm 8 1/8" | 94 mm 3 45/64" | 14 mm 9/16" | 182 mm 7 11/64" |

VERSO DI APERTURA - OPENING DIRECTION - SENS D'OUVERTURE - OFFNUNGSRICHTUNG - OPENINGSRICHTING (according to North American standard)



MORTISE CYLINDER

CIL.MOR.0001. xx
MORTISE CYLINDER CONVENTIONAL BATON



MORTISE CYLINDER STANDARD

MORTISE CYLINDER WITH IC

AVAILABLE ON REQUEST MORTISE HOUSING FOR SFIC AND LFIC BRAND OF COMPATIBLE MORTISE CYLINDER WITH IC ON REQUEST:
ARROW - CORBIN RUSSWIN - KABAILCO - MEDECO - SCHLAGE - SARGENT - YALE - ILCO



MORTISE CYLINDER WITH IC

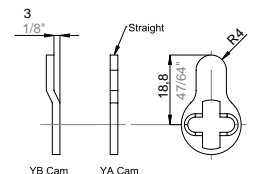
CORE FOR SFIC AND LFIC

AVAILABLE ON REQUEST CORES FOR SFIC AND LFIC RIM AND MORTISE HOUSING BRAND OF COMPATIBLE CORE FOR SFIC AND LFIC ON REQUEST:
ARROW - CORBIN RUSSWIN - KABAILCO - MEDECO - SCHLAGE - SARGENT - YALE - ILCO

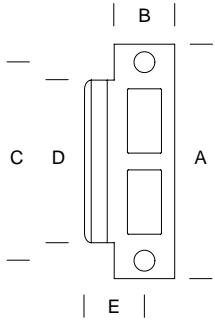


CORE FOR SFIC AND LFIC

CAMMA CILINDRO CYLINDER CAM CAMES DE CYLINDRE ZYLINDERNOCKEN CILINDER CAMS (CONSIGLIATO SUGGERED)



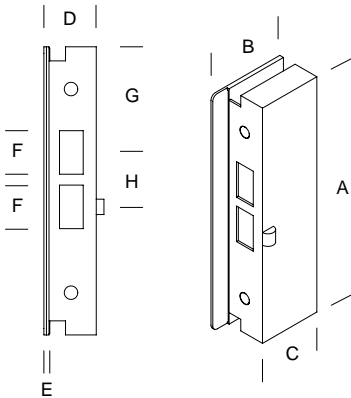
INCONTRO PER PROFILO - STRIKE PLATE - GÂCHE POUR PROFIL - PROFILVERBINDUNG - SLUITPLAAT VOOR PROFIEL



| ART. | A | B | C | D | E |
|--------------------|------------------|-----------------|------------------|-----------------|-----------------|
| HGU.STK.0001. xx * | 124 mm 4 7/8" | 32 mm 1 1/4" | 105 mm 4 1/8" | 86 mm 3 3/8" | 32 mm 1 1/4" |

* IN DOTAZIONE CON SERRATURA
PROVIDED WITH THE LOCK
FOURNI AVEC SERRURE
SCHLIEßSYSTEM INBEGRIFFEN
SLOT INBEGREPEN

INCONTRO PER VETRO - STRIKE BOX - GÂCHE POUR VERRE - VERBINDUNG GLAS/GLAS - SLUITPLAAT VOOR GLAS

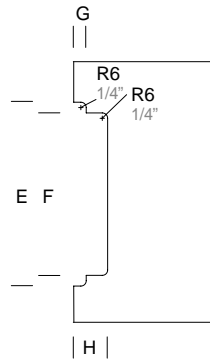


| ART. | ◆ | A | B | C | D | E | F | G | H |
|--------------------|---|--------------------|-------------|-------------------|------------------|---------------|-------------------|-------------------|---------------------|
| HGU.STK.0009. xx x | | 225 mm 8 27/32" | 76 mm 3" | 60 mm 2 23/64" | 40 mm 1 9/16" | 4 mm 5/32" | 34 mm 1 11/32" | 82,5 mm 3 1/4" | 42,5 mm 1 43/64" |
| HGU.STK.0010. xx x | | 225 mm 8 27/32" | 76 mm 3" | 60 mm 2 23/64" | 40 mm 1 9/16" | 4 mm 5/32" | 34 mm 1 11/32" | 82,5 mm 3 1/4" | 42,5 mm 1 43/64" |
| HGU.STK.0012. xx x | | 225 mm 8 27/32" | 76 mm 3" | 60 mm 2 23/64" | 40 mm 1 9/16" | 4 mm 5/32" | 34 mm 1 11/32" | 82,5 mm 3 1/4" | 42,5 mm 1 43/64" |
| HGU.STK.0013. xx x | | 225 mm 8 27/32" | 76 mm 3" | 60 mm 2 23/64" | 40 mm 1 9/16" | 4 mm 5/32" | 34 mm 1 11/32" | 82,5 mm 3 1/4" | 42,5 mm 1 43/64" |

◆
. 2 RH / LHR

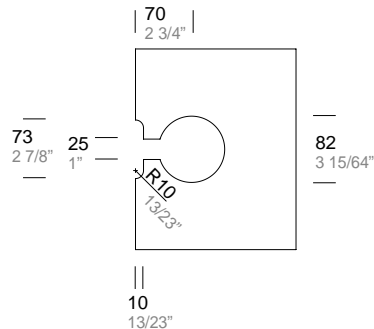
◆
. 1 LH / RHR
. 2 RH / LHR

FRESATURA SU VETRO PER INCONTRO
GLASS CUT TEMPLATE STRIKE BOX
GARNITURE SUR VERRE POUR GÂCHE
GLASFRÄSUNG ZUKM VERBINDEN
UITSPARING IN GLAS VOOR SLUITPLAAT



| E | F | G | H |
|------------------|--------------------|----------------|-----------------|
| 206 mm 8 1/8" | 182 mm 7 11/64" | 14 mm 9/16" | 38 mm 1 1/2" |

GLASS CUT TEMPLATE LOCK HCG



MANIGLIE

LEVER HANDLES

BÉQUILLES

TÜRDRÜCKER

DEURKRUUKEN

MANIGLIE - LEVER HANDLES - BÉQUILLES - TÜRDRÜCKER - DEURKRUUKEN



ROSETTE

Rosette tonde e ovali con molla di ritorno.
Sottorosetta in lega metallica e coprirosetta in acciaio inox AISI 316L.



ROSES

Round and oval roses with a return spring.
Inner rose in metal alloy and rose cover in stainless steel AISI 316L.



ROSACES

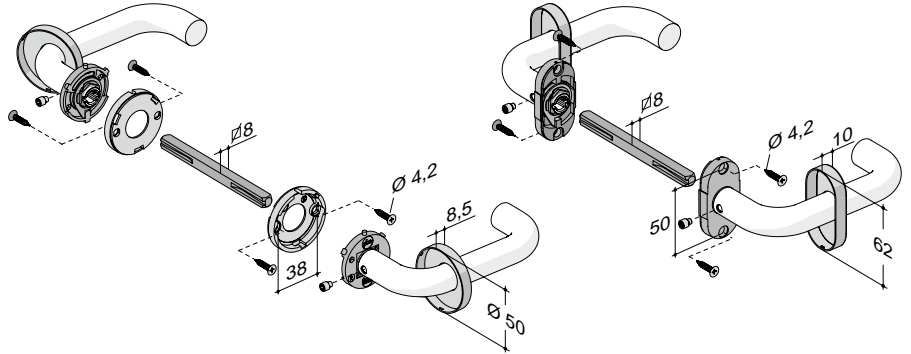
Rosaces rondes et ovales avec ressort de rappel.
Sous-construction de la rosace en alliage aluminium et cache-rosace en acier inoxydable AISI 316L.

TÜRDRÜCKERROSETTEN

Drückerroschette mit Rückholfeder rund und oval.
Innenroschette aus metallischer Legierung.
Abdeckkappe aus Edelstahl rostfrei 1.4404.

KRUKROZETTEN

Ronde rozetten en ovale rozetten met veersysteem.
Onderrozet in aluminiumlegering en afdekrozet in roestvast staal AISI 316L.



ROSETTE

Rosette tonde e ovali basse senza molla di ritorno.
Sottorosetta in lega metallica e coprirosetta in acciaio inox AISI 316L.



ROSES

Round and oval roses low without return spring.
Inner rose in metal alloy and rose cover in stainless steel AISI 316L.



ROSACES

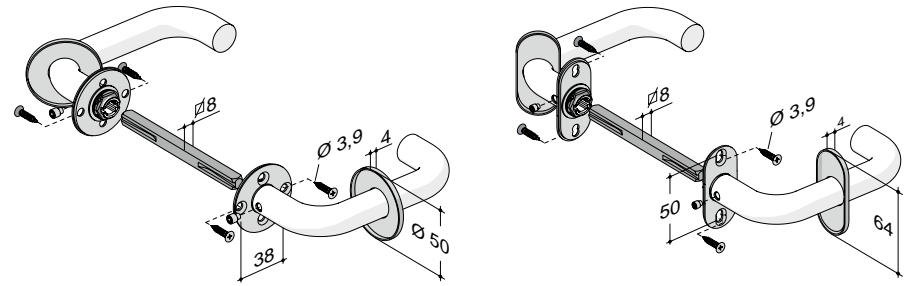
Rosaces rondes et ovales basses sans ressort de rappel.
Sous-construction de la rosace en alliage aluminium et cache-rosace en acier inoxydable AISI 316L.

TÜRDRÜCKERROSETTEN

Türdrückerroschetten rund flach und oval flach ohne Rückholfeder.
Innenroschette aus metallischer Legierung.
Abdeckkappe aus Edelstahl rostfrei 1.4404.

KRUKROZETTEN

Lage ronde rozetten en lage ovale rozetten zonder veersysteem.
Onderrozet in aluminiumlegering en afdekrozet in roestvast staal AISI 316L.



ROSETTE

Rosette quadre con molla di ritorno.
Sottorosetta in lega metallica e coprirosetta in acciaio inox AISI 316L.



ROSES

Square roses with a return spring.
Inner rose in metal alloy and rose cover in stainless steel AISI 316L.

ROSACES

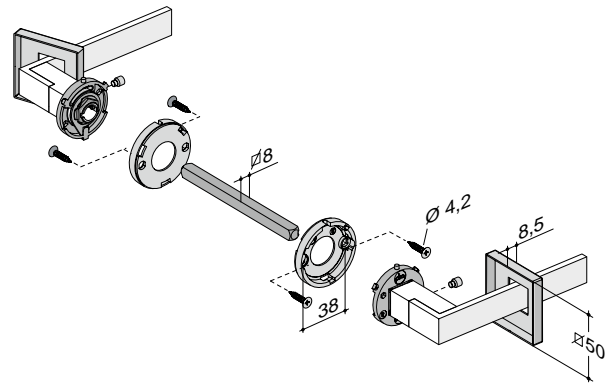
Rosaces carrées avec ressort de rappel.
Sous-construction de la rosace en alliage aluminium et cache-rosace en acier inoxydable AISI 316L.

TÜRDRÜCKERROSETTEN

Drückerroschette mit Rückholfeder quadratisch.
Innenroschette aus metallischer Legierung.
Abdeckkappe aus Edelstahl rostfrei 1.4404.

KRUKROZETTEN

Verkante rozetten rozetten met veersysteem.
Onderrozet in aluminiumlegering en afdekrozet in roestvast staal AISI 316L.



ROSETTE

Rosette tonde e ovali con cuscinetto a sfera.
Sottorosetta in lega metallica e coprirosetta in acciaio inox AISI 316L.



ROSES

Round and oval roses with ball-bearings.
Inner rose in metal alloy and rose cover in stainless steel AISI 316L.



ROSACES

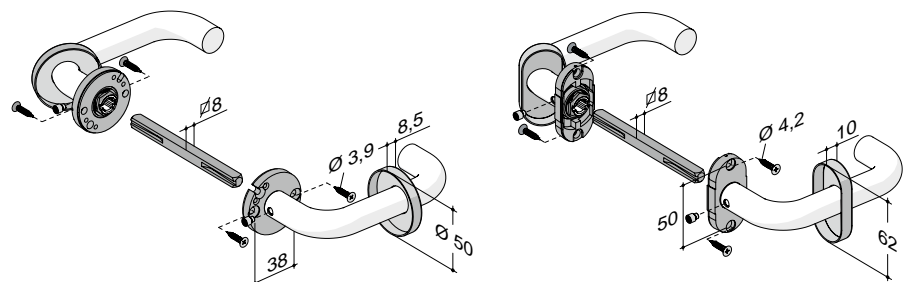
Rosaces rondes et ovales avec roulement à bille.
Sous-construction de la rosace en alliage aluminium et cache-rosace en acier inoxydable AISI 316L.

TÜRDRÜCKERROSETTEN

Türdrückerroschetten rund und oval mit Kugellager.
Innenroschette aus metallischer Legierung.
Abdeckkappe aus Edelstahl rostfrei 1.4404.

KRUKROZETTEN

Ronde rozetten en ovale rozetten met kogellagering.
Onderrozet in aluminiumlegering en afdekrozet in roestvast staal AISI 316L.





ROSETTE

Rosette tonde e ovali basse con cuscinetto a sfera. Sottorosetta in lega metallica e coprirosetta in acciaio inox AISI 316L.



ROSES

Round and oval roses low with ball-bearings. Inner rose in metal alloy and rose cover in stainless steel AISI 316L.



ROSACES

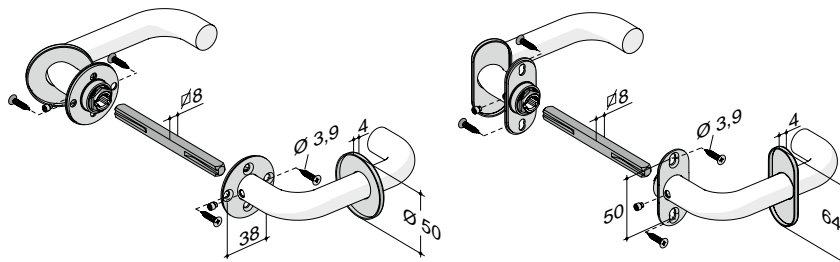
Rosaces rondes et ovales basses avec roulement à bille. Sous-construction de la rosace en alliage aluminium et cache-rosace en acier inoxydable AISI 316L.

TÜRDRÜCKERROSETTEN

Türdrückerrosetten rund flach und oval flach mit Kugellager. Innenrosette aus metallischer Legierung. Abdeckkappe aus Edelstahl rostfrei 1.4404.

KRUKROZETTEN

Lage ronde rozetten en lage ovale rozetten met kogellagering. Onderrozet in aluminiumlegering en afdekrozet in roestvast staal AISI 316L.



ROSETTE FS DIN 18 273

Rosette in acciaio. Coprirosetta in acciaio inox AISI 316L. Il sistema rosetta-maniglia è conforme alla norma DIN 18 273 inerente porte tagliafuoco e tagliafumo.



ROSES FS DIN 18 273

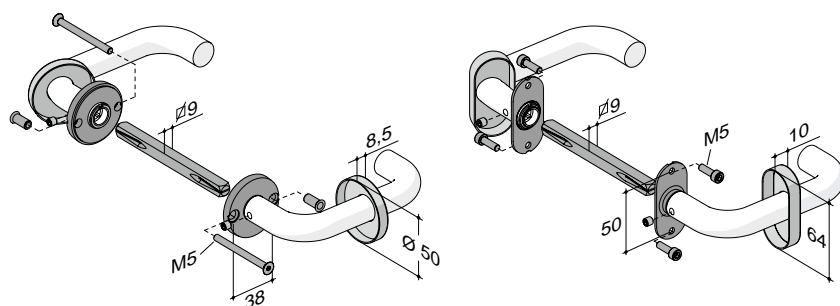
Roses in stainless steel. Rose covers in stainless steel AISI 316L. The rose-handle system complies with DIN 18 273 concerning lever handles for fire doors and smoke control doors.

ROSACES FS DIN 18 273

Rosaces en acier. Cache-rosaces en acier inox AISI 316L. Le système rondelle-poignée est conforme à la norme DIN 18 273 relative aux portes coupe-feu et coupe-fumée.

TÜRDRÜCKERGARNITUREN FS DIN 18 273

Türdrücker mit Drückerrosetten oder Türschilder und Schlüsselrosetten der Serie 2000-FS sind aus Edelstahl rostfrei 1.4404. Entsprechend der DIN 18 273. Das Prüfzeugnis liegt vor.



ROZETTEN FS DIN 18 273

Rozetten in gegalvaniseerd staal. Afdekrozetten in roestvast staal AISI 316L. Het kruk-rozetsysteem werd volgens de norm DIN 18 273 voor brand-en rookwerende deuren.



PLACCHE

Placche rettangolari-quadre con o senza cuscinetto a sfera in acciaio inox AISI 316L, spessore 2 mm. Il cuscinetto a sfera è calettato alla placca.



PLATES

Plates: rectangular-square with or without ball-bearings in stainless steel AISI 316L, thickness 2 mm. The ball-bearings is connected to the plate.



PLAQUES

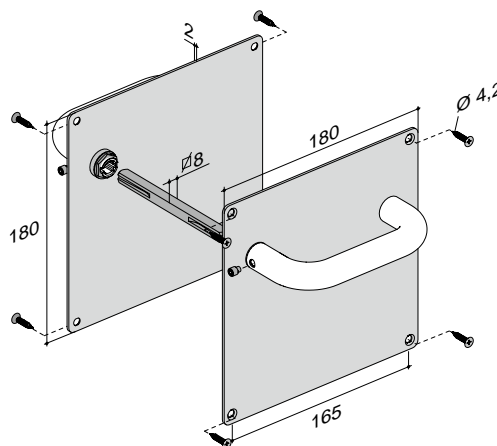
Plaques rectangulaires-carrées avec ou sans roulement à bille en acier inoxydable AISI 316L, épaisseur 2 mm. Le roulement à bille est emboîté sur la plaque.

TÜRSCHILDER

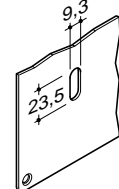
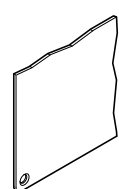
Türschilder, Breitschild, Langschild aus Edelstahl rostfrei 1.4404 mit oder ohne Kugellager, Stärke 2 mm. Das Kugellager ist fest im Türschild eingesetzt.

SCHILDEN

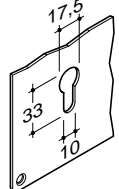
Rechthoekige - Halfronde in roestvast staal AISI 316L met op zonder kogellagering, dikte 2 mm. De kogellagering wordt vast gemonteerd op de schilden.



FORI - HOLES - TROUS - LÖCHERN - BORING



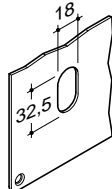
PATENT



YALE

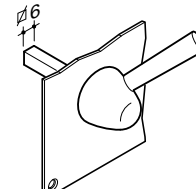


KABA

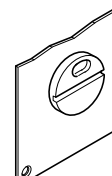


UNION

CHIUSINO - SNIB INDICATOR - VERROUS - BADEROSETTEN



5 - 6



6 - 7

6 - 8

LIMITATORI DI APERTURA

OPENING RESTRICTORS

LIMITEURS D'OUVERTURE

FENSTERBESCHLÄGE

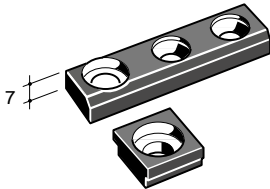
OPENINGSBEGRENZERS

LIMITATORI DI APERTURA - OPENING RESTRICTORS

DOTAZIONI E SPESSORI PER FISSARE GLI ARTICOLI DELLA SERIE P70 SU PROFILATI CON CAMERE DI DIFFERENTI MISURE.

SPACER KITS REQUIRED TO FIX PROGRAMMA P70 ARTICLES TO DIFFERENT SIZED PROFILE SECTIONS.

ART. P70.0VM.000A.B1 (DOT A)



LA DOTAZIONE A VIENE FORNITA PER MONTARE L' ART. P70.AW1.000C.B2 SU PROFILI A CAMERA UNIFICATA. È COMPOSTA DA: N° 2 PEZZI ART. P70.0VM.0002.B1 - N° 4 PEZZI ART. P70.0VM.0006.B1

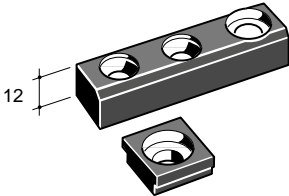
MONTAGESET FÜR DIE BEFESTIGUNG VON P70.AW1.000C.B2 AUF PROFIL MIT GENORMTEM KAMMER. INHALT: N° 2 STÜCK ART. P70.0VM.0002.B1 - N° 4 STÜCK ART. P70.0VM.0006.B1

THE KIT A IS SUPPLIED FOR FIXING THE ART. P70.AW1.000C.B2 TO STANDARD SECTIONS. IT CONSISTS OF: N° 2 PIECES ART. P70.0VM.0002.B1 - N° 4 PIECES ART. P70.0VM.0006.B1

DEZE SET WORDT GELEVERD OM P70.AW1.000C.B2 TE MONTEREN OP PROFIELEN MET STANDAARDKAMERDIEPTE. DEZE SET BESTAAT UIT: 2 STUKS ART. P70.0VM.0002.B1 - N° 4 STUKS ART. P70.0VM.0006.B1

CET ÉQUIPEMENT EST FOURNI POUR ASSEMBLER L' ART. P70.AW1.000C.B2 SUR LES PROFILÉS À BOÎTE UNIFIÉE. IL EST COMPOSÉ DE: N. 2 PIÈCES ART. P70.0VM.0002.B1 - N° 4 PIÈCES ART. P70.0VM.0006.B1

ART. P70.0VM.00AM.B1 (DOT A MAXI)



LA DOTAZIONE VIENE FORNITA PER MONTARE L' ART. P70.AW1.000C.B2 SU PROFILI CON CAMERA DA 30 MM ED OLTRE. È COMPOSTA DA: N° 2 PEZZI ART. P70.0VM.0003.B1 - N° 4 PEZZI ART. P70.0VM.0006.B1

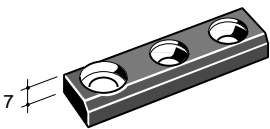
MONTAGESET FÜR DIE BEFESTIGUNG VON P70.AW1.000C.B2 PROFIL MIT KAMMER VON 30 MM ODER MEHR. INHALT: N° 2 STÜCK ART. P70.0VM.0003.B1 - N° 4 STÜCK ART. P70.0VM.0006.B1

THE KIT A MAXI IS SUPPLIED FOR FIXING THE ART. P70.AW1.000C.B2 TO 30 MM AND THICKER SECTIONS. IT CONSISTS OF: N° 2 PIECES ART. P70.0VM.0003.B1 - N° 4 PIECES ART. P70.0VM.0006.B1

DEZE SET WORDT GELEVERD OM P70.AW1.000C.B2 TE MONTEREN OP PROFIELEN MET KAMERDIEPTE VAN 30 MM EN MEER. DEZE SET BESTAAT UIT: 2 STUKS ART. P70.0VM.0003.B1 - N° 4 STUKS ART. P70.0VM.0006.B1

CET ÉQUIPEMENT EST FOURNI POUR ASSEMBLER L' ART. P70.AW1.000C.B2 SUR LES PROFILÉS AVEC BOÎTE DE 30 MM ET PLUS. IL EST COMPOSÉ DE: N. 2 PIÈCES ART. P70.0VM.0003.B1 - N° 4 PIÈCES ART. P70.0VM.0006.B1

ART. P70.0VM.000B.B1 (DOT B)



LA DOTAZIONE VIENE FORNITA PER MONTARE GLI ARTICOLI P70.AS2.0000.xx - P70.AS2.000W.xx - P70.AS2.000P.xx - P70.AS2.00PW.xx SU PROFILI A CAMERA UNIFICATA. È COMPOSTA DA: N° 4 PEZZI ART. P70.0VM.0002.B1

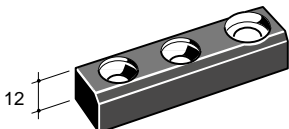
MONTAGESET FÜR DIE BEFESTIGUNG DER ARTIKEL P70.AS2.0000.xx - P70.AS2.000W.xx - P70.AS2.000P.xx - P70.AS2.00PW.xx AUF PROFIL MIT GENORMTER KAMMER. INHALT: N° 4 STÜCK ART. P70.0VM.0002.B1

THE KIT B IS SUPPLIED FOR FIXING THE ARTICLES P70.AS2.0000.xx - P70.AS2.000W.xx - P70.AS2.000P.xx - P70.AS2.00PW.xx TO STANDARD SECTIONS. IT CONSISTS OF: N° 4 PIECES ART. P70.0VM.0002.B1

DEZE SET WORDT GELEVERD OM ALLE ARTIKELN P70.AS2.0000.xx - P70.AS2.000W.xx - P70.AS2.000P.xx - P70.AS2.00PW.xx TE MONTEREN OP PROFIELEN MET STANDAARDKAMERDIEPTE. DEZE SET BESTAAT UIT: N° 4 STUKS ART. P70.0VM.0002.B1

CET ÉQUIPEMENT EST FOURNI POUR ASSEMBLER LES ARTICLES P70.AS2.0000.xx - P70.AS2.000W.xx - P70.AS2.000P.xx - P70.AS2.00PW.xx SUR LES PROFILÉS À BOÎTE UNIFIÉE. IL EST COMPOSÉ DE: N° 4 PIÈCES ART. P70.0VM.0002.B1

ART. P70.0VM.00BM.B1 (DOT B MAXI)



LA DOTAZIONE VIENE FORNITA PER MONTARE GLI ARTICOLI P70.AS2.0000.xx - P70.AS2.000W.xx - P70.AS2.000P.xx - P70.AS2.00PW.xx SU PROFILI CON CAMERA DA 30 MM ED OLTRE. È COMPOSTA DA: N° 4 PEZZI ART. P70.0VM.0003.B1

MONTAGESET FÜR DIE BEFESTIGUNG DER ARTIKEL P70.AS2.0000.xx - P70.AS2.000W.xx - P70.AS2.000P.xx - P70.AS2.00PW.xx AUF PROFIL MIT KAMMER VON 30 MM ODER MEHR. INHALT: N° 4 STÜCK ART. P70.0VM.0003.B1

THE KIT B MAXI IS SUPPLIED FOR FIXING THE ARTICLES P70.AS2.0000.xx - P70.AS2.000W.xx - P70.AS2.000P.xx - P70.AS2.00PW.xx TO 30 MM AND THICKER SECTIONS. IT CONSISTS OF: N° 4 PIECES ART. P70.0VM.0003.B1

DEZE SET WORDT GELEVERD OM ALLE ARTIKELN UIT P70.AS2.0000.xx - P70.AS2.000W.xx - P70.AS2.000P.xx - P70.AS2.00PW.xx TE MONTEREN OP PROFIELEN MET KAMERDIEPTE VAN 30 MM EN MEER. DEZE SET BESTAAT UIT: N° 4 STUKS ART. P70.0VM.0003.B1

CET ÉQUIPEMENT EST FOURNI POUR ASSEMBLER LES ARTICLES P70.AS2.0000.xx - P70.AS2.000W.xx - P70.AS2.000P.xx - P70.AS2.00PW.xx SUR LES PROFILÉS AVEC BOÎTE DE 30 MM ET PLUS. IL EST COMPOSÉ DE: N° 4 PIÈCES ART. P70.0VM.0003.B1

ART. P70.0VM.0002.B1 (02)

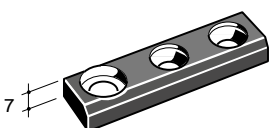
UTILIZZABILE CON P70.0F5.0000.B2.

ZU VERWENDEN MIT P70.0F5.0000.B2.

USABLE WITH P70.0F5.0000.B2.

TE GEBRUIKEN MET P70.0F5.0000.B2.

PEUT ÊTRE EMPLOYÉ AVEC P70.0F5.0000.B2.



EQUIPEMENTS ET ÉPAISSEURS
POUR FIXER LES ARTICLES
DE LA SÉRIE P70 SUR LES PROFILS AVEC
BOÎTES DE DIMENSIONS DIFFÉRENTES.

MONTAGESETS UND AUSGLEICHSCHLEIBEN FÜR
DIE BEFESTIGUNG DER PRODUKTE
DER SERIE P70 AUF PROFIL MIT UNTERSCHIE-
DLICHEN KAMMERN.

AANPASSINGSTUKJES EN VERDIKKINGEN
VOOR HET BEVESTIGEN VAN DE ARTIKELEN UIT
DE SERIE P70 OP PROFIELEN MET KAMERS MET
VERSCHILLENDE AFMETINGEN.

ART.
P70.0VM.0003.B1 (03)

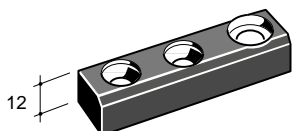
UTILIZZABILE CON P70.0F5.0000.B2.

ZU VERWENDEN MIT P70.0F5.0000.B2.

USABLE WITH P70.0F5.0000.B2.

TE GEBRUIKEN MET P70.0F5.0000.B2.

PEUT ÊTRE EMPLOYÉ AVEC P70.0F5.0000.B2.



ART.
P70.0VM.0005.B1 (05)

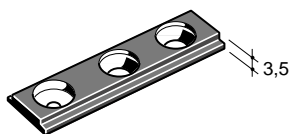
PER MONTARE P70.0F5.0000.B2 - P70.AW1.0000.B2 -
P70.AW1.000C.B2 SU PROFILI CON NERVATURA
PORTAFERMAVETRO DA 4-5 MM.

UM P70.0F5.0000.B2 - P70.AW1.0000.B2 - P70.AW1.000C.B2 AUF
FENSTERFÜHRUNG MIT RIPPENPROFIL VON 4-5 MM ZU
BEFESTIGEN.

TO FIX ARTICLES P70.0F5.0000.B2 - P70.AW1.0000.B2 -
P70.AW1.000C.B2 ON SECTIONS WITH DOOR BEADING GLASS
STOP FROM 4-5 MM.

VOOR HET MONTEREN VAN P70.0F5.0000.B2 - P70.AW1.0000.B2
EN P70.AW1.000C.B2 OP PROFIELEN MET
GLASPROFIELHOUDER VAN 4-5 MM.

POUR ASSEMBLER P70.0F5.0000.B2 - P70.AW1.0000.B2 -
P70.AW1.000C.B2 SUR LES PROFILÉS AVEC NERVURE
PORTE-PINCE À VERRE DE 4-5 MM.



ART.
P70.0VM.0006.B1 (06)

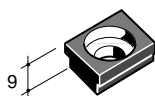
UTILIZZABILE CON P70.AW1.000C.B2.

ZU VERWENDEN MIT P70.AW1.000C.B2.

USABLE WITH P70.AW1.000C.B2.

TE GEBRUIKEN MET P70.AW1.000C.B2.

PEUT ÊTRE EMPLOYÉ AVEC P70.AW1.000C.B2.



ART.
P70.0VM.0007.B1 (07)

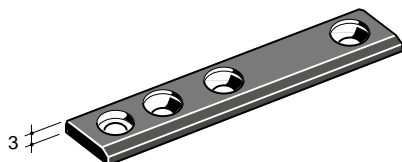
UTILIZZABILE CON P70.0F3.0000.B2 - P70.0F5.0000.B2 -
P70.0F7.0000.B2.

ZU VERWENDEN MIT P70.0F3.0000.B2 - P70.0F5.0000.B2 -
P70.0F7.0000.B2.

USABLE WITH P70.0F3.0000.B2 - P70.0F5.0000.B2 -
P70.0F7.0000.B2.

TE GEBRUIKEN MET P70.0F3.0000.B2 - P70.0F5.0000.B2 -
P70.0F7.0000.B2.

PEUT ÊTRE EMPLOYÉ AVEC P70.0F3.0000.B2 - P70.0F5.0000.B2 -
P70.0F7.0000.B2.



ART.
P70.0VM.0008.B1 (08)

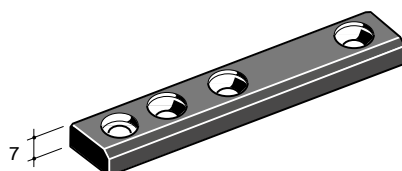
UTILIZZABILE CON P70.0F3.0000.B2 - P70.0F5.0000.B2 -
P70.0F7.0000.B2.

ZU VERWENDEN MIT P70.0F3.0000.B2 - P70.0F5.0000.B2 -
P70.0F7.0000.B2.

USABLE WITH P70.0F3.0000.B2 - P70.0F5.0000.B2 -
P70.0F7.0000.B2.

TE GEBRUIKEN MET P70.0F3.0000.B2 - P70.0F5.0000.B2 -
P70.0F7.0000.B2.

PEUT ÊTRE EMPLOYÉ AVEC P70.0F3.0000.B2 - P70.0F5.0000.B2 -
P70.0F7.0000.B2.



INFORMAZIONI TECNICHE E MANUTENZIONE

TECHNICAL INFORMATION AND MAINTENANCE

INFORMATIONS TECHNIQUES ET ENTRETIEN

TECHNISCHE INFORMATION UND INSTANDHALTUNG

MATERIALI IMPIEGATI - MATERIALS - MATÉRIAUX UTILISÉS - VERWENDETE MATERIALEN - MATERIALES EMPLEADOS - GEBRUIKTE MATERIALEN

ACCIAIO INOSSIDABILE AISI 316L - STAINLESS STEEL AISI 316L - ACIER INOXIDABLE - AISI 316L EDELSTAHL ROSTFREI WERKSTOFF 1.4404 - ACERO INOXIDABLE AISI 316L - ROESTVAST STAAL AISI 316L

Chemical compositions of AISI stainless steel grades

| Material - Stainless | C% | Cr% | Ni% | Mo% |
|----------------------|----------|-----------|-----------|-----------|
| AISI 430 (1.4016) | 0,12 max | 14.0-18.0 | / | / |
| AISI 304 (1.4301) | 0,08 max | 18.0-20.0 | 8.0-10.5 | / |
| AISI 316 (1.4401) | 0,08 max | 16.0-18.0 | 10.0-14.0 | 2.00-3.00 |
| AISI 316L (1.4404)* | 0,03 max | 16.0-18.0 | 10.0-14.0 | 2.00-3.00 |

*Standard PBA

Estimated pit corrosion penetration time - time to penetrate 1 mm (years) by steel type

| Location - Stainless Steel | Marine | Semi_industrial | Rural |
|-----------------------------------|--------|-----------------|-------|
| Stainless Steel AISI 430 (1.4016) | N/A | 85 | 250 |
| Stainless Steel AISI 304 (1.4301) | 145 | 135 | 770 |
| Stainless Steel AISI 316 (1.4401) | 260 | 525 | 1200 |

Source: The British Stainless Steel Association (BSSA)

CERTIFICAZIONE MATERIALE - MATERIAL CERTIFICATION - CERTIFICATION DU MATÉRIEL - ZURTIFIZIERUNG DES MATERIALS - CERTIFICACIÓN DEL MATERIAL - CERTIFIÉRING VAN HET MATERIAAL

L'acciaio usato da pba, acciaio inossidabile AISI 316L (1), garantisce il massimo grado di resistenza alla corrosione: normativa di riferimento UNI EN 1670; certificazione ottenuta dopo test di corrosione in nebbia salina secondo UNI ISO 9227.
(1) X2CrNiMo 17-12-2 secondo designazione EN 10088-3

The AISI 316L stainless steel (1) steel used by pba, meets the requirements of UNI EN 1670, the ultimate quality standard for ensuring resistance to corrosion. Pba has been awarded a certificate for successfully salt spray testing the stainless steel in accordance with UNI ISO 9227.
(1) X2CrNiMo 17-12-2 as per EN 10088-3

L'acier utilisé par pba, acier inoxydable AISI 316L (1), garantit le degré maximum de résistance à la corrosion: norme de référence UNI EN 1670; certification obtenue après un essai de corrosion par exposition à un brouillard salin conformément à UNI ISO 9227.
(1) X2CrNiMo 17-12-2 conforme à la désignation EN 10088-3

Der pba Edelstahl rostfrei Werkstoff 1.4404 (1) ist korrosionsbeständig (die höchste Stufe in Bezug auf die Norm UNI EN 1670). Die Zertifizierung wurde nach erfolgreich bestandenen Korrosionstests in Salznebel gemäß UNI ISO 9227 ausgestellt.
(1) X2CrNiMo 17-12-2 gemäß EN 10088-3

El acero utilizado por pba, acero inoxidable AISI 316L (1), garantiza el grado máximo de resistencia a la corrosión: Normativa UNI EN 1670; certificación obtenida después de una prueba de resistencia contra corrosión en atmósfera de neblinas salinas según los estándares UNI ISO 9227.
(1) X2CrNiMo 17-12-2 como en EN 10088-3

Labotests hebben aangetoond dat pba deurkrukken van de serie 400-SS in roestvast staal AISI 316L (1) een uitermate hoge roestweerstand garanderen (graad 4 - de hoogst bereikbare graad voor de Europese norm UNI EN 1670). Het certificaat wordt toegekend na weerstandstests in de zoutniveaus, uitgevoerd volgens de normering UNI ISO 9227.
(1) X2CrNiMo 17-12-2 volgens de norm EN 10088-3

ALLUMINIO - ALUMINIUM - ALUMINIUM - ALLUMINIUM - ALUMINIO - ALUMINIUM

Lega utilizzata di alluminio: 6060
Trattamento superficiale: ossidazione anodica spessore 8-10 µm
Stato metallurgico: T5

Alluminium - Legierungen: 6060
Oberflächenbehandlung: anodische Oxydation 8-10 µm
Werkstoffzustände: T5

Aluminium alloy employed in the manufacture of these products: 6060
Surface treatment: anodic oxidation at a thickness of 8-10 µm
Temper: T5

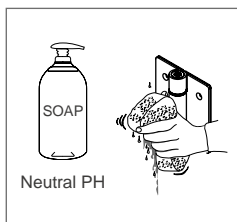
Aleación de aluminio utilizada: 6060
Tratamiento superficial: oxidación anódica, grosor 8-10 µm
Estados de tratamiento: T5

Alliage d'aluminium utilisé: 6060
Traitement de surface: oxydation anodique, épaisseur 8-10 µm
Etats métallurgiques: T5

Gebruikte aluminiumlegering 6060
Oppervlaktebehandeling: anode-oxidatie dikte 8-10 µm
Toestandsaanduidingen: T5

POLIAMMIDE 6 - POLYAMIDE 6 - POLYAMIDE 6 - POLYAMID 6 - POLIAMIDA 6 - POLYAMIDE 6

- Resina termoplastica (Polyamide 6).
 - Alta resistenza meccanica.
 - Tenacità agli urti.
 - Resistenza ad usura e abrasione.
 - Classificata come autoestinguenta di categoria UL 94V-2. E non emana gas tossici.
- Thermoplastic resin (Polyamide 6).
 - High mechanical resistance.
 - Tenacity.
 - Resistance to wear and abrasion.
 - Classified as self-extinguishable into category UL 94V-2. It does not generate toxic gases.
- Résine thermoplastique (Polyamide 6).
 - Résistance mécanique élevée.
 - Grande résistance aux chocs.
 - Résistance à l'usure et à l'abrasion.
 - Classée comme auto-extinguible de catégorie UL 94V-2. Ne libère pas de gaz toxiques.
- Thermoplastisches Kunststoff (Polyamid 6):
 - Hohe mechanische Widerstandsfähigkeit.
 - Unzerstörbar gegenüber üblichen Schlagbeanspruchungen.
 - Widerstandsfähigkeit gegen Verschleiss und Abnutzung durch Reibung.
 - Selbstverlöschend in der Kategorie UL 94 V-2 klassifiziert. Es entstehen keine toxischen Gase.
- Resina de termoplástico (Poliamida 6).
 - Alta resistencia mecánica.
 - Resistencia contra impactos.
 - Resistencia a desgaste y abrasión.
 - Clasificada como auto-extinguible de clase UL 94V-2. Y no emana gas tóxicos.
- POLYAMIDE 6 (thermoplastische kunststof)
 - Hoge mechanische weerstand stootvast
 - Gebruiksvriendelijk en onderhoudsvriendelijk
 - Geklasseerd als zelfdovend onder categorie UL94V-S

PULIZIA - MAINTENANCE - NETTOYAGE - REINIGINGSAANWIJZINGEN - LIMPIEZA - ONDERHOUD**AVVERTENZE, PULIZIA E MANUTENZIONE**

Possibili imperfezioni e/o diversità nella forma, nelle finiture e nei materiali sono da attribuire alle tecnologie utilizzate e/o alle attività manuali svolte per la realizzazione dei prodotti. In particolare per le finiture verniciate, anodizzate e con trattamento PVD, sono da ritenersi normali delle leggere tolleranze cromatiche e/o l'eventuale presenza di piccoli fori necessari alle operazioni di finitura. Per i prodotti con inserti in legno o pelle è possibile riscontrare delle differenze cromatiche più o meno evidenti trattandosi di materiali naturali. Nei casi di inosservanza delle istruzioni di assemblaggio e montaggio, un uso improprio (es: aggancio con uncini), danni causati da oggetti appuntiti e/o taglienti, un utilizzo non corretto (es: mancanza del fermaporte), una manutenzione non adeguata (es: utilizzo di prodotti per la pulizia abrasivi e aggressivi o alcool, anziché di sapone neutro), l'utilizzo su porte in luoghi di passaggio molto intenso, possono causare rotture, graffi, ammaccamenti o danni che possono ledere la superficie protettiva dei prodotti, esponendoli alla possibilità di corrosione e graffiatura, per le quali si declina ogni responsabilità.

WARNINGS, CLEANING AND MAINTENANCE

Any imperfections and/or differences in the shape, finishes and materials can be attributed to the automated and/or manual operations required in the production process. Especially for finishings like powder coating, anodizing and PVD treatment, slight chromatic tolerances are to be considered normal as long as the possible presence of small holes that are necessary to complete the finishing process. For products with wood or leather inserts, it is possible to find evident chromatic differences as they are natural materials. Failing to comply with the instructions, improper use (e.g. using as a hanger), damage caused by blunt and/or sharp objects, lack of care in use (i.e. not using a suitable door stop), improper maintenance (e.g. cleaning with polishing products that are abrasive or contain alcohol, instead of neutral soap), intense use (e.g. the operation on doors with a very high frequency of use), can cause scratches, dents or wear and attack the protective layer applied to the products with corrosive results, for which we assume no responsibility.

AVERTISSEMENTS, NETTOYAGE ET ENTRETIEN

Toute éventuelle imperfection et/ou différence au niveau de forme, de finitions et des matériaux doit être attribuée à la technologie et/ou aux opérations nécessaires à la fabrication de ces produits. En particulier pour les finitions laquées, anodisées ou avec un traitement PVD, légères tolérances chromatiques se considèrent normales ainsi que de petits trous qui sont nécessaires pour le procès lié à la finition. Pour les produits avec des inserts en bois ou en cuir, il est possible de trouver des différences chromatiques évidentes car il s'agit de matériaux naturels. Une utilisation non correcte (ex. accrochage pour cintres), des dommages causés par des objets pointus, un manque de soin dans l'utilisation (ex: non application du butoir de la porte), un entretien incorrect (ex: nettoyage avec des produits corrosifs, abrasifs ou de l'alcool au lieu de savon neutre), un usage "stressant" (ex: application sur des portes à passage très intense) peuvent provoquer des ruptures, des bosses, des dommages ou, quand même, détériorer la couche de protection appliquée sur les produits, ce qui entraîne des effets corrosifs et inesthétiques pour lesquels on décline toute responsabilité.

HINWEIS, REINIGUNG UND WARTUNG

Etwaige Mängel und/oder Unterschiede in Form, Oberflächen und Materialien sind auf die Technologie und / oder auf manuell auszuführende Oberflächenbearbeitungen zurückzuführen. Insbesondere bei Bearbeitungen wie Lackierung, Eloxierung oder PVD Beschichtung sind leichte Farbtoleranzen als normal anzusehen. Das mögliche Vorhandensein von kleinen Löchern, die für die Endbearbeitung erforderlich sind, ist als normal anzusehen. Bei Produkten mit Holz- oder Ledereinsätzen lassen sich deutliche Farbunterschiede feststellen, da es sich um natürliche Materialien handelt. Die Nichteinhaltung der Montageanweisungen, der unsachgemäße Gebrauch (z. B. Halterung für Kleiderbügel), die Beschädigung durch stumpfe und / oder scharfe Gegenstände, ein unachtsamer Gebrauch (z. B. es werden keine Türstopper verwendet), eine unsachgemäße Wartung (z. B. Reinigung mit Poliermitteln, scheuernden oder alkoholhaltigen Mitteln anstatt der Reinigung mit neutraler Seife) und ein intensiver Gebrauch (z.B. Verwendung bei Türen mit intensiven Durchgang) können Kratzer, Dellen, Brüche oder jeglichen anderen Verschleiß, die die vorhandene Schutzschicht angreifen können, verursachen, wodurch Korrosion und / oder hässliche Flecken entstehen können. In diesen Fällen haftet der Hersteller nicht.

EN 1670

L'acciaio usato da pba, acciaio inox AISI 316L (1), garantisce resistenza molto alta alla corrosione: normativa di riferimento UNI EN 1670; certificazione ottenuta dopo test di corrosione in nebbia salina secondo UNI ISO 9227.

(1) X2CrNiMo 17-12-2 secondo designazione EN 10088-3

The AISI 316L stainless steel (1) steel used by pba, meets the requirements of UNI EN 1670, the ultimate quality standard for ensuring a very high resistance to corrosion. Pba has been awarded a certificate for successfully salt spray testing the stainless steel in accordance with UNI ISO 9227.

(1) X2CrNiMo 17-12-2 as per EN 10088-3

L'acier utilisé par pba, acier inoxydable AISI 316L (1), garantit un degré très haut de résistance à la corrosion: norme de référence UNI EN 1670; certification obtenue après un essai de corrosion par exposition à un brouillard salin conformément à UNI ISO 9227.

(1) X2CrNiMo 17-12-2 conforme à la désignation EN 10088-3

Das pba Edelstahl rostfrei Werkstoff 1.4404 (1) ist korrosionsbeständig (eine sehr hohe Stufe in Bezug auf die Norm UNI EN 1670). Die Zertifizierung wurde nach erfolgreich bestanden Korrosionstesten in Salznebel gemäß UNI ISO 9227 ausgestellt.

(1) X2CrNiMo 17-12-2 gemäß EN 10088-3

Labotests hebben aangetoond dat pba deurkrukken van de serie 200-2000 in roestvast staal AISI 316L (1) een zeer hoge roestweerstand garanderen (voor de Europese norm UNI EN 1670).

Het certificaat wordt toegekend na weerstandstests in de zoutnevels, uitgevoerd volgens de normering UNI ISO 9227.

(1) X2CrNiMo 17-12-2 volgens de norm EN 10088-3

DIN 18 273

Le maniglie per porte taglia fuoco e taglia fumo pba sono certificate a norma DIN 18 273

Pba handles for fireproof and smokeproof doors are DIN 18 273-certified

Les poignées pba pour portes coupe-feu et coupe-fumée sont certifiées conformes à la norme DIN 18 273

Die pba Türdrückergarnituren für Feuerschutz - Rauchschutztüren sind DIN 18 273 zertifiziert

Pba deurkrukken voor brand-en rookwerende deuren zijn goedgekeurd volgens norm DIN 18 273

EN 1906

La norma europea EN 1906 specifica requisiti e metodi di prova per la misurazione della performance di maniglie e pomoli. La definizione delle categorie, i principali parametri di prova e la classificazione delle maniglie prodotte da pba sono disponibili nel sito www.pba.it.

The EN 1906 specifies parameters and methods to be considered in order to measure the performance of lever handles and knobs. The definition of the categories, the main test parameters and the classification of pba lever handles are available on our website www.pba.it

La norme européenne EN 1906 spécifie les prescriptions et les méthodes d'essai concernant la mesure des performances des béquilles et boutons. La définition des catégories, les principaux paramètres d'essai et le classement des béquilles pba sont disponibles sur notre site web www.pba.it

Die europäische Norm EN 1906 regelt die Anforderungen und Prüfverfahren für Türgriffe und Türknopf. Der Categorieschlüssel, die Prüfkriterien und die Klassifizierung der pba Griffen sind in unsere Internetseite www.pba.it zur Verfügung

De Europese norm EN 1906 specificeert de vereisten en de proefmethodes voor de meting van de prestaties van de krukken door en krukcombinatie. De definitie van de categorieën, de hoofdzakelijke proefparameters en de classificatie van de krukken pba zijn beschikbaar op onze website www.pba.it

EN 179

La norma europea EN 179 specifica i requisiti di costruzione, prestazione e collaudo dei dispositivi di emergenza azionati meccanicamente mediante una maniglia a leva o una piastra a spinta. I requisiti dimensionali delle maniglie prodotte da pba sono disponibili nel sito www.pba.it

The EN 179 specifies the requirements for building hardware, the performance of emergency exit devices operated by a lever handle or push pad. The dimensional requirements of pba lever handles are available on our website www.pba.it

La norme européenne EN 179 spécifie les prescriptions concernant la construction, les performances et l'essai de réception des fermetures d'urgence pour issues de secours manoeuvrées mécaniquement par une béquille ou bien par une plaque de poussée. Les exigences dimensionnelles des béquilles pba sont disponibles sur notre site web www.pba.it

Die europäische Norm EN 179 regelt die Konstruktionsanforderungen, technische Voraussetzungen und Prüfverfahren von Vorrichtungen für Notausgänge, welche durch einen Griff oder eine Stoßplatte betätigt werden. Die Dimensionsanforderungen der pba Griffen sind in unsere Internetseite www.pba.it zur Verfügung

De Europese norm EN 179 specificeert de constructie, prestatie en testvereisten van de noodmechanismen die mechanisch bediend worden door middel van een deurkruk of een antipaniekstang. De dimensionele vereisten van de krukken pba zijn beschikbaar op onze website www.pba.it

ADA

La normativa ADA (Americans with Disabilities Act) del 1990 e le successive modifiche stabilisce che sia necessario poter operare con una mano sola sulle maniglie di porte e cancelli e che tale operazione non richieda una forza eccessiva nella presa né la rotazione del polso, specificando inoltre che per azionare la serratura sia richiesta una forza di max. 22,2 N. Tutti gli accessori pba sono stati progettati e prodotti nel rispetto di questa normativa. In particolare, le maniglie che presentano una forma ad 'U' sono raccomandate dall' ADA Standard for Accessible Design del 1994.

The Americans with Disabilities Act of 1990 (ADA), including the following amendments, fixes that door and gate hardware shall be operable with one hand and shall not require tight grasping, pinching and twisting of the wrist. Moreover a force of maximum 5 pounds (22,2 N) is required to operate the hardware. All pba ADA products are designed and produced in compliance of the above requirements. Further when the handle is indicated as U-shaped it is designed as recommended by the ADA Standard for Accessible Design, dated 1994. Final interpretation of ADA compliance is the responsibility of the specifier and should be determined relative to specific project conditions and local codes.

LEED

Stainless steel AISI 316L used to manufacture pba handles is 100% recyclable. Moreover the raw material is made of 70-85% of scrap material. Brass, used for some inner parts of our hardware is 100% recycled and recyclable. Zamak, the zinc's alloy which some handles details are made of, is also 100% recyclable and contains a variable quantity of recycled material (10%-50%).

L'acciaio inox AISI 316L utilizzato per produrre gli accessori pba è riciclabile al 100%, inoltre la materia prima è composta per il 70-85% da materiale riciclato. L'ottone usato per alcuni componenti interni è riciclato e riciclabile al 100%. La lega di zinco Zamak utilizzata per la produzione di alcuni parti è anch'essa riciclabile al 100% e contiene una parte di materiale riciclato tra il 10 e il 50%.

TITLE 24

Le regole stabilite dal CSBC (California Building Standards Commission) all'interno del California Building Code fanno riferimento alla normativa ADA per le maniglie e stabiliscono che l'impugnatura della maniglia deve avere alla sua estremità una curva di ritorno in modo da lasciare uno spazio libero di massimo 12,7 mm tra la maniglia e la porta stessa per evitare che gli abiti rimangano impigliati sulla maniglia durante l'uscita. Le maniglie pba indicate come TITLE 24 sono progettate nel rispetto di queste disposizioni.

The California Building Code issued by the California Building Standards Commission (CBSC) refers to the ADA requirements for operable parts and defines that lever handles shall be curved within a return of 1/2" (12,7mm) to the door in order to prevent catching of the clothing of persons during egress. Our lever handles indicated as TITLE 24 are designed in compliance with the requirement.

PHOTOS:
GABRIELE BASILICO
FABIO ZONTA

PRINTED IN ITALY

pba S.p.A. Via Enrico Fermi, 1 I-38056 Tezze sul Brenta (Vicenza) Italia
Tel. +39 0424 5451 Fax +39 0424 545222 info@pba.it www.pba.it

pba Deutschland GmbH Zum Schürmannsgraben 24 D-47441 Moers Deutschland
Tel. +49 2841 99890 0 Fax +49 2841 99890 20 info@de.pba.it www.pba.it

pba USA, Inc. 68 34th Street Suite C405 Unit 20 Industry City Brooklyn NYC
NY 11232 United States Tel. +1 212 255 4805 Fax +1 646 558 0335 office@pba-usa.us